

CATALOGUE PIECES DE RECHANGE SPARE PARTS CATALOG

FR
EN

--	--	--	--	--	--	--	--

Machine number

0	6	/	2	0	1	7
---	---	---	---	---	---	---

Version

Super Albatros 140

RMW+ Series 2



RABE

Important pour la commande de pièces de rechange

Lors de chaque commande de pièces, veuillez nous communiquer les données suivantes:

1. Type de la machine (gravé sur la plaque d'identification).
2. Numéro de série de la machine (gravé sur la Plaque d'identification et le bâti).
3. Numéro de pièce.
4. La quantité nécessaire de pièces de rechange.

Important for ordering spare parts

Please give the following information whenever you order spare parts:

1. Type of the machine (stamped on type plate)
2. Serial number (stamped on type plate and frame)
3. Part number.
4. The required quantity of the spare parts.

Plaquette / Identification plate



Sommaire

Tête d'attelage cpl. (sans amortissement).....	9
Cylindre 80/40/265 cpl. monté (rotation).....	11
Plaque intermédiaire monté.....	12
Prolongée plaque intermédiaire montée.....	13
Réglage de la largeur de coupe mécaniquement.....	14
Premier corps sillon réglage de la largeur hydraulique.....	15
Tête d'attelage cpl. (avec amortissement).....	16
Swingarm monté (à ressort).....	19
Hydraulique kit amortissement (30 bar).....	20
Broches d'attelage Cat.3 /3N/4N.....	21
Charrue 140 RMW+ 4 F. Br.2 (Caisson et consoles).....	22
Bequille cpl. 16°.....	23
Trousse à outils Charrue cpl.	24
Cadre pivotant hydraulique.....	25
Cylindre 100/40/168/590 monté (Cadre pivotant).....	26
Tirant M36 cpl. pour Cadre pivotant mécaniquement.....	27
Tendille 70x35 RH800 cpl.	28
Kit de visserie pour tendille (épaisse 35).....	29
Vis de fixation cpl. (tendille).....	30
Tendille 70x35 RH800 cpl. (BP365P).....	31
Tendille 80x35 RH800 cpl.	32
Tendille 80x35 RH850 cpl.	33
Tendille 80x35 RH900 cpl.	34
Tendille 80x35 RH850 cpl. (BP365P).....	35
Montage kit tendille renforcement / tendille 70.....	36
Montage kit tendille renforcement / tendille 80.....	37
Support contre circulaire longue 140 cpl.....	38
Rallonge soudée 140 et roue 200/60-14,5 cpl. (RJR).....	39
Rallonge soudée 140 et roue 320/60-12 cpl. (RJR).....	40
Rallonge soudée 140 et roue 10/75-12 cpl. (RJR).....	41
Roue jauge RJR / Charrue portée.....	42
Support de roue 140 cpl.....	44
Support roué combinée cpl.	45
Support de roue pour le réglage de la profondeur 140 cpl.	46
Roue de jauge PS5-13EB cpl.	47
Roue de terrage PS30M 10.0/75-15 cpl.	51
Roue de terrage PS30M 13.0/55-16 cpl.	52
Roue de terrage PS30M 10.0/75-15 / 13.0/55-16 sous-groupes montés.....	53
Roue de terrage PS30 hyd. 10.0/75-15 cpl.....	55
Roue de terrage PS30 hyd. 13.0/55-16 cpl.....	56
Roue de terrage PS30 hyd. 10.0/75-15 / 13.0/55-16 sous-groupes montés.....	57

Moyeu demontable 6 trous pour roue de terrage PS30	61
Roue combinée D30 10.0/75-15 cpl.....	62
Roue combinée D30 13.0/55-16 cpl.....	63
Roue combinée D30 10.0/75-15 / 13.0/55-16 sous-groupes montés	64
Roue combinée D30 10.0/75-15 avec réglage hydraulique profondeur cpl.....	67
Roue combinée D30 13.0/55-16 avec réglage hydraulique profondeur cpl.....	68
Roue combinée D30 10.0/75-15 / 13.0/55-16 avec réglage hyd.pro./sous-groupes montés ...	69
Verrouillage Mediane monté	74
Roue combinée avec gros moyeu.....	75
Kit hydraulique (roue) avec cadre pivotant hydraulique 3+4 socs	77
Kit hydraulique (roue) sans cadre pivotant hydraulique 3+4 socs.....	78
Kit hydraulique (roue) pour réglage de la profondeur 4 socs.....	79
Signe de la vitesse cpl. (pour roue combinée sans éclairage).....	80
Eclairage sharrue cpl.....	81

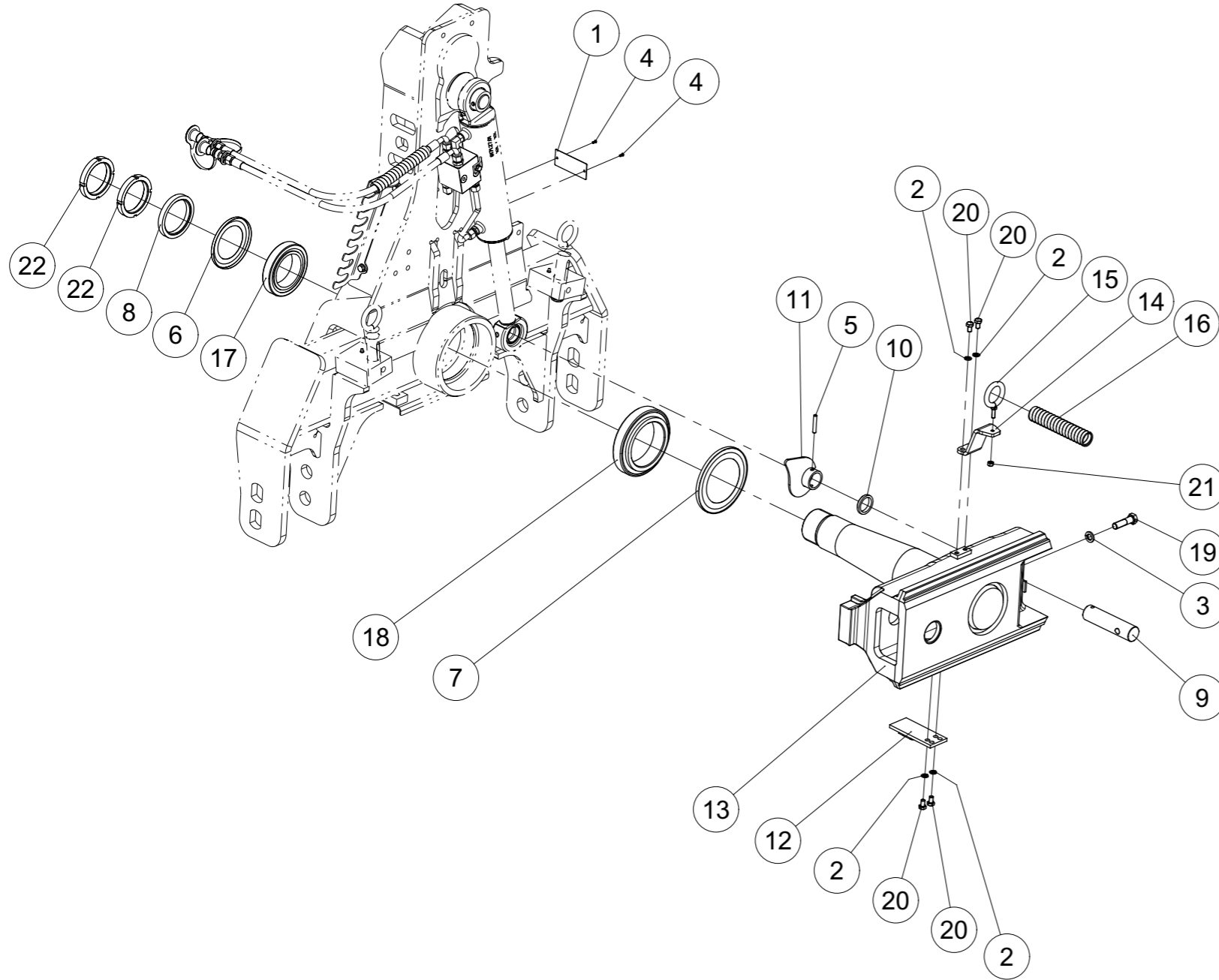
Table of contents

Head stock cpl. (without damping).....	9
Cylinder 80/40/265 cpl. mounted (rotation).....	11
Intermediate plate mounted	12
Extended intermediate plate mounted	13
First body cutting width adjustment mechanical	14
First body cutting widths adjustment hydraulic	15
Head stock cpl. (with damping).....	16
Swingarm spring loaded mounted	19
Hydraulic kit damping (30 bar)	20
3-Point headstock Cat.3 /3N/4N.....	21
Plough 140 RMW+ 4 F. Br.2 (frame and console).....	22
Parking Leg cpl. 16°	23
Tool kit Plough cpl.....	24
Frame swivel device hydraulic	25
Cylinder 100/40/168/590 cpl. mounted (Frame swivel device).....	26
Turnbuckle M36 cpl. For frame swivel device mechanical	27
Leg 70x35 RH800 cpl.....	28
Screw kit for the Leg (thickness 35).....	29
Mounting screws cpl. (for Leg).....	30
Leg 70x35 RH800 cpl. (BP365P).....	31
Leg 80x35 RH800 cpl.....	32
Leg 80x35 RH850 cpl.....	33
Leg 80x35 RH900 cpl.....	34
Leg 80x35 RH850 cpl. (BP365P).....	35
Assembly kit Leg reinforcement / Leg 70	36
Assembly kit Leg reinforcement / Leg 80	37
Disc bracket long 140 cpl.	38
Frame shoulder 140 and wheel 200/60-14,5 (RJR).....	39
Frame shoulder 140 and wheel 320/60-12 (RJR).....	40
Frame shoulder 140 and wheel 10/75-12 (RJR).....	41
Wheel RJR / Plough cultivation.....	42
Bracket for wheel PS5.....	44
Bracket for combi wheel 140 cpl.	45
Wheel bracket for depth adjustment 140 cpl.....	46
Jauge wheel PS5 cpl.....	47
Depth wheel PS30M 10.0/75-15 cpl.	51
Depth wheel PS30M 13.0/55-16 cpl.	52
Depth wheel PS30M 10.0/75-15 / 13.0/55-16 Mounted Subgroups	53
Depth wheel PS30 hyd. 10.0/75-15 cpl.....	55
Depth wheel PS30 hyd. 13.0/55-16 cpl.....	56
Depth wheel PS30 hyd. 10.0/75-15 / 13.0/55-16 Mounted Subgroups.....	57

Removable hub 6 holes for Depth wheel PS30	61
Combi wheel D30 10.0/75-15 cpl.	62
Combi wheel D30 13.0/55-16 cpl.	63
Combi wheel D30 10.0/75-15 / 13.0/55-16 Mounted Subgroups	64
Combi wheel D30 10.0/75-15 with hydraulic depth-adjustment cpl.	67
Combi wheel D30 13.0/55-16 with hydraulic depth-adjustment cpl.	68
Combi wheel D30 10.0/75-15 / 13.0/55-16 with hyd. depth-adjustment Monted Subgroups....	69
Transport Lock mounted	74
Combi wheel with large hub	75
Hydraulic kit for wheel with hydraulic swing frame 3+4 furrow.....	77
Hydraulic kit for wheel without hydraulic swing frame 3+4 furrow.....	78
Hydraulic kit wheel for depth adjustment 4 furrow	79
Speed shield cpl. (for Combi wheel without lighting unit).....	80
Lighting Plough cpl.	81

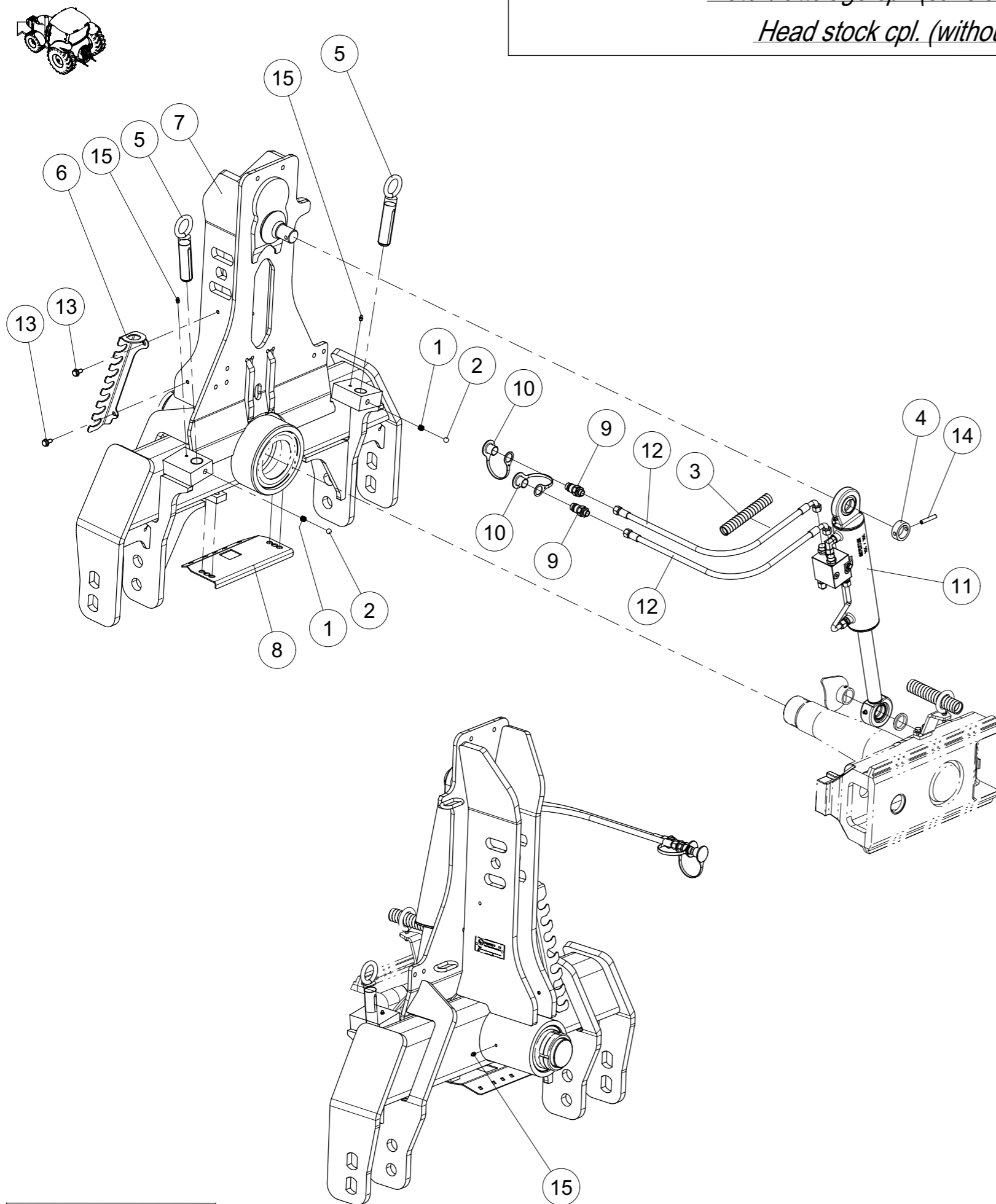


Tête d'attelage cpl. (sans amortissement)
Head stock cpl. (without damping)



Index	Quantite	Reference	Designation
1	1	1000.99.04	Plaquette CE Identification plate CE
2	4	127DA10A	Rondelle grower A 10 DIN127 Zinguée Spring washer A 10 DIN127 Zinc
3	1	127DB16A	Rondelle grower B 16 DIN127 Zinguée Spring washer B 16 DIN127 Zinc
4	2	1476D410A	Goupille cannelée 4x10 DIN 1476 Z Grooved pin 4x10 DIN 1476 Z
5	1	1481D850A	Goupille elastique 8 X 50 ISO8752 Z Spring Pin 8 X 50 ISO8752 Z
6	1	4744.02.01	Anneau nilos 32O18X AV Nilos ring 32O18X AV
7	1	4750.00.01	Anneau nilos 32O24X AV Nilos ring 32O24X AV
8	1	4750.09.00	Bague intermediaire Spacer ring
9	1	4771.12.01	Axe Pin
10	1	4771.12.02	Bague de calage Space washer
11	1	4771.13.03	Guidage Hose guide
12	1	4777.37.03	Support Hose fixing
13	1	4792.06.03	Arbre de retournement Turn over shaft
14	1	4792.67.82	Support pour guide de tuyau Holder for hose guide
15	1	4792.67.83	Guidage Hose guide
16	1	4792.69.50	Protection de tuyaux hydraulique SSK PE 27 Hose protection SSK PE 27
17	1	720D32018X	Roulement à rlx conique-72O 32O18 X Conical roller bearing-72O 32O18 X
18	1	720D32024X	Roulement à rlx conique-72O 32O24 X Conical roller bearing-72O 32O24 X
19	1	931D1660PA	Vis H M16 x 60 ZNBL 8.8 Hex. Screw M16 x 60 Zinc 8.8
20	4	933D1016PA	Vis H M10x16 ISO4017-8.8 ZNBL Hex. Screw M10x16 ISO4017-8.8 Zinc
21	1	980DV8PA	Ecrou M8 ZNBL 8.8 Nut M8 Zinc 8.8
22	2	981DKM17	Ecrou á encoches KM 17 M85 X 2 Key nut KM 17 M85 X 2

Tête d'attelage cpl. (sans amortissement)
Head stock cpl. (without damping)

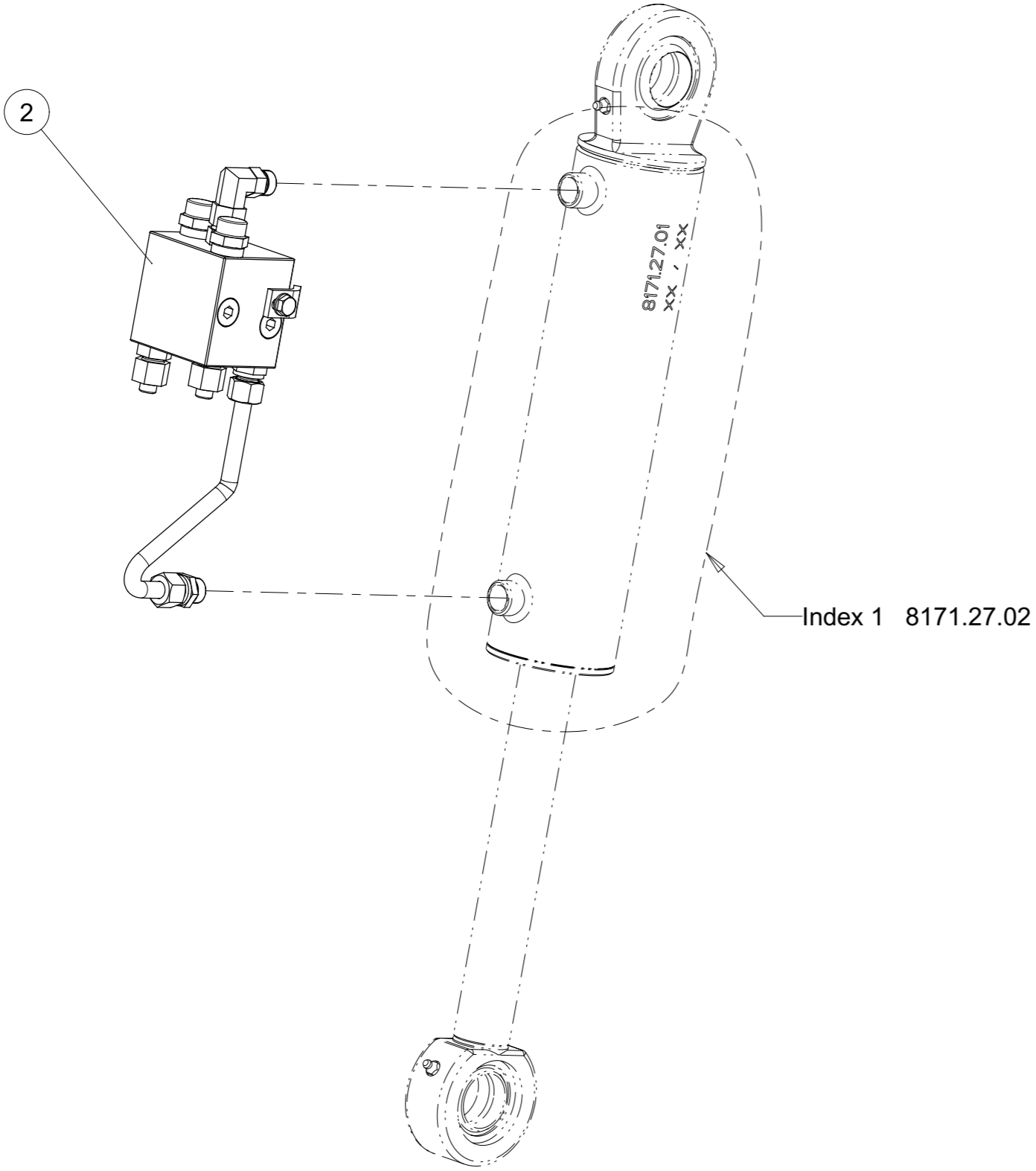


Index	Quantite	Reference	Designation
1	2	4716.12.00	Ressort de compression Compression Spring
2	2	4716.36.00	Bille Ball
3	1	4769.33.00	Protection de tuyaux hydraulique DN 16 400mm Hose protection DN 16 400mm
4	1	4777.00.06	Bague d'arrêt Adjustment collar
5	2	4782.21.01	Broche de réglage Adjusting spindle
6	1	4792.67.75	Titulaire Holder
7	1	4792.68.01	Tête d'attelage (sans amortissement) Head stock (without damping)
8	1	7522.15.10	Plaque de guidage Guide plate
9	2	8132.01.00	Connecteur hydraulique HL3 AG M18x1,5 Hydraulic connector HL3 AG M18x1,5
10	2	8132.05.01	Cache rouge taille 3 Dust cap red size 3
11	1	8171.27.01	Cylindre 80/40/265 cpl. monté Cylinder 80/40/265 cpl. monted
12	2	8172.09.17	Flexible hydraulique SN10 L1500 AOL/AOL90 Hydraulic hose SN10 L1500 AOL/AOL90
13	2	8426.13.09	Vis Verbus-Ripp M10x20-100 Screw Verbus-Ripp M10x20-100
14	1	VL 225	Goupille elastique epaisse - 10x60 mm, ZNBL Thick roll pin - 10x60 mm, ZNBL
15	3	VM 214	Graisseur droit autotaraudant - M8, pas100 Grease nipple self-tapping- M8, thread100



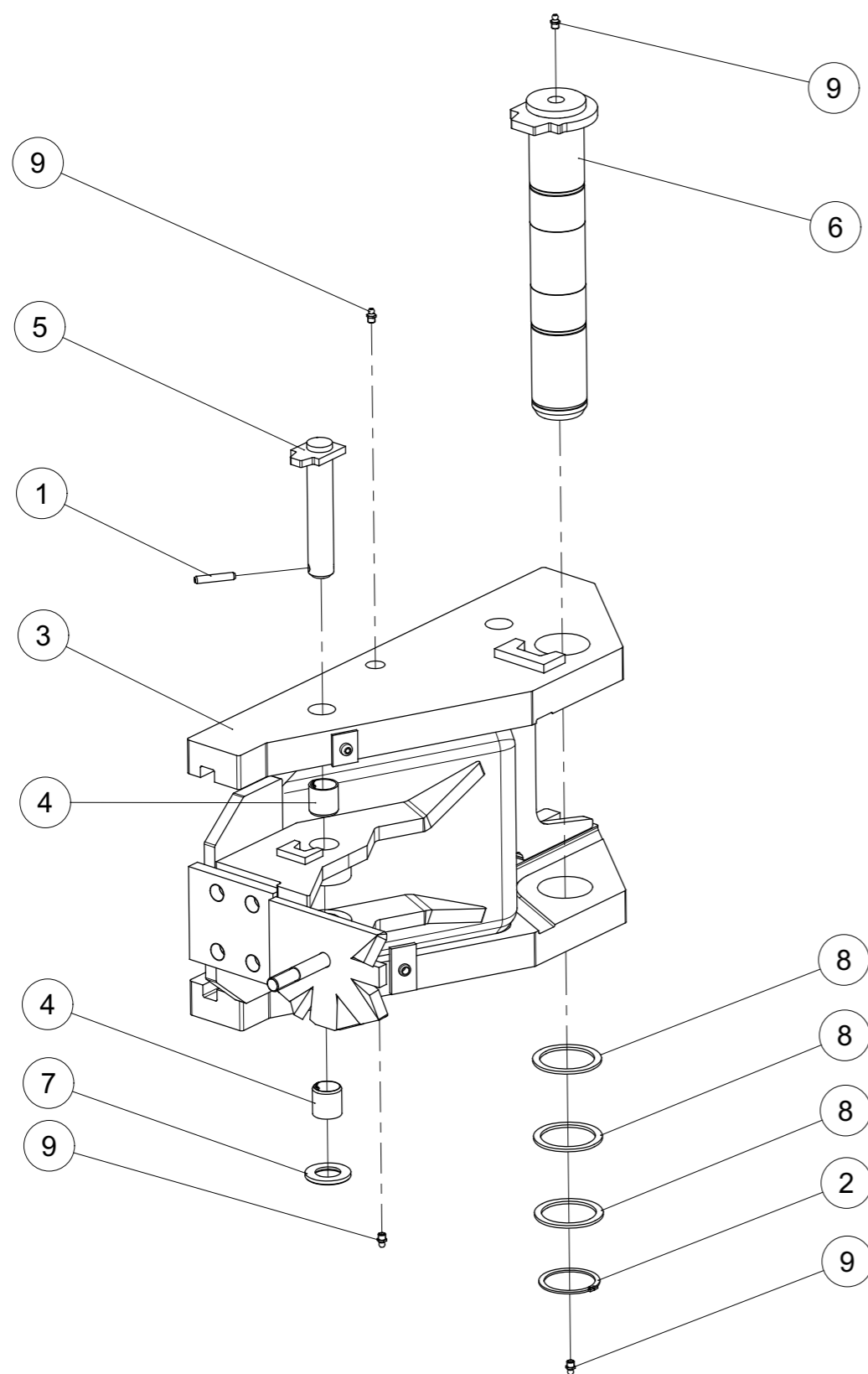
Cylindre 80/40/265 cpl. monté
Cylinder 80/40/265 cpl. monted

Index	Quantite	Reference	Designation
1	1	8171.27.02	Kit d'étanchéité cpl. Sealing kit cpl.
2	1	8171.27.03	Soupape de commande montée cpl. Control valve mounted cpl.





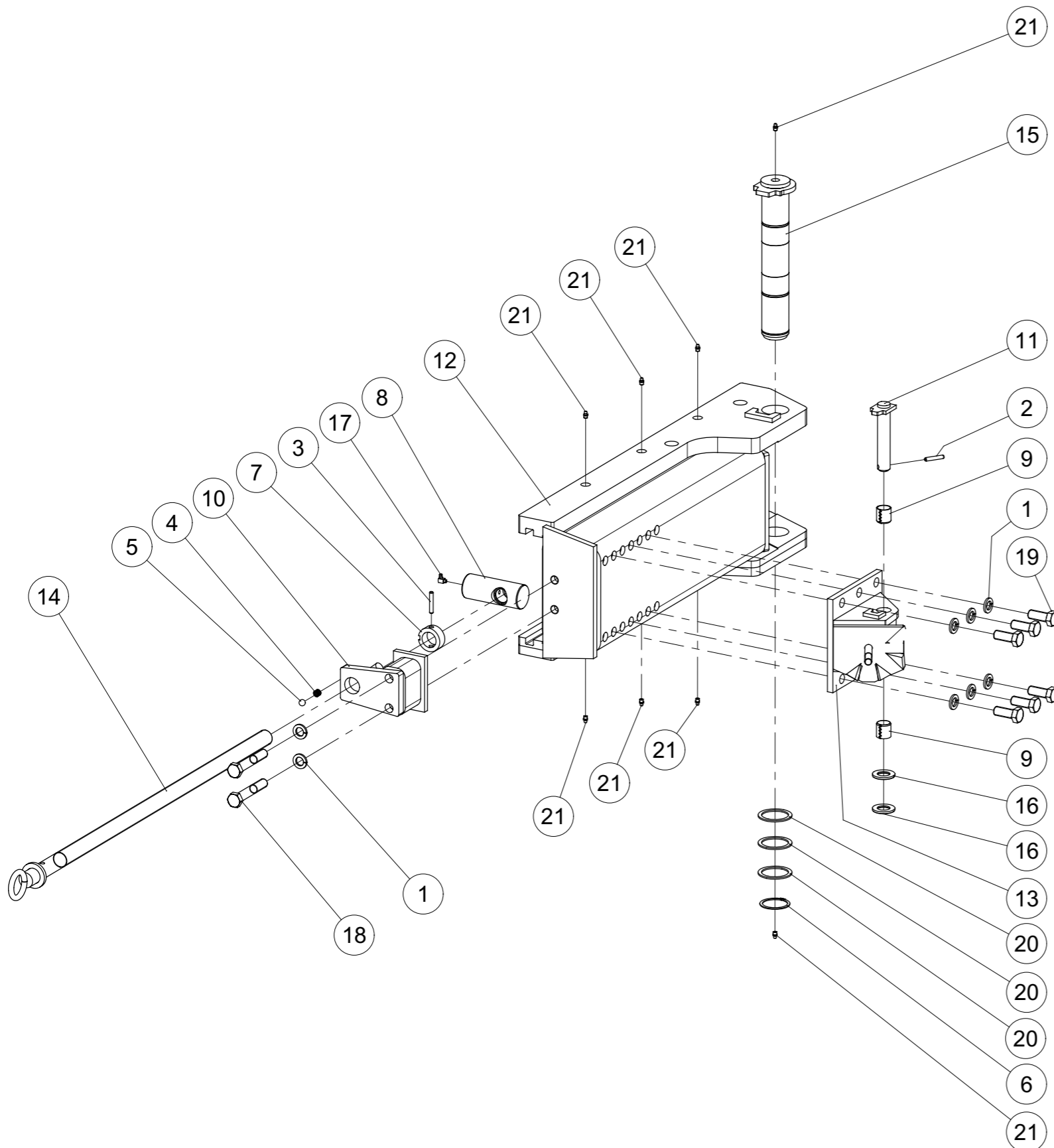
Plaque intermédiaire monté
Intermediate plate mounted



Index	Quantite	Reference	Designation
1	1	1481D845A	Goupille elastique 8 X 45 ISO8752 Z Spring Pin 8 X 45 ISO8752 Z
2	1	471D602	Circlip 60x2 DIN471 Circlip 60x2 DIN471
3	1	4771.02.17	Glissière soudée Sliding plate welded
4	2	4771.02.21	Bagues acier Ø 32 x 28 x 32 Steel bushing Ø 32 x 28 x 32
5	1	4771.11.03	Axe securité D28-133 Safety pin D28-133
6	1	4792.00.17	Axe HD 60 Frame pin HD 60
7	1	6916D28A	Rondelle 28 EN14399-6 Z Washer 28 EN14399-6 Z
8	3	988DS6075	Rondelle S 60x 75 DIN988 Supporting washer S 60x 75 DIN988
9	4	VM 214	Graisseur droit autotaraudant - M8, pas100 Grease nipple self-tapping- M8, thread100



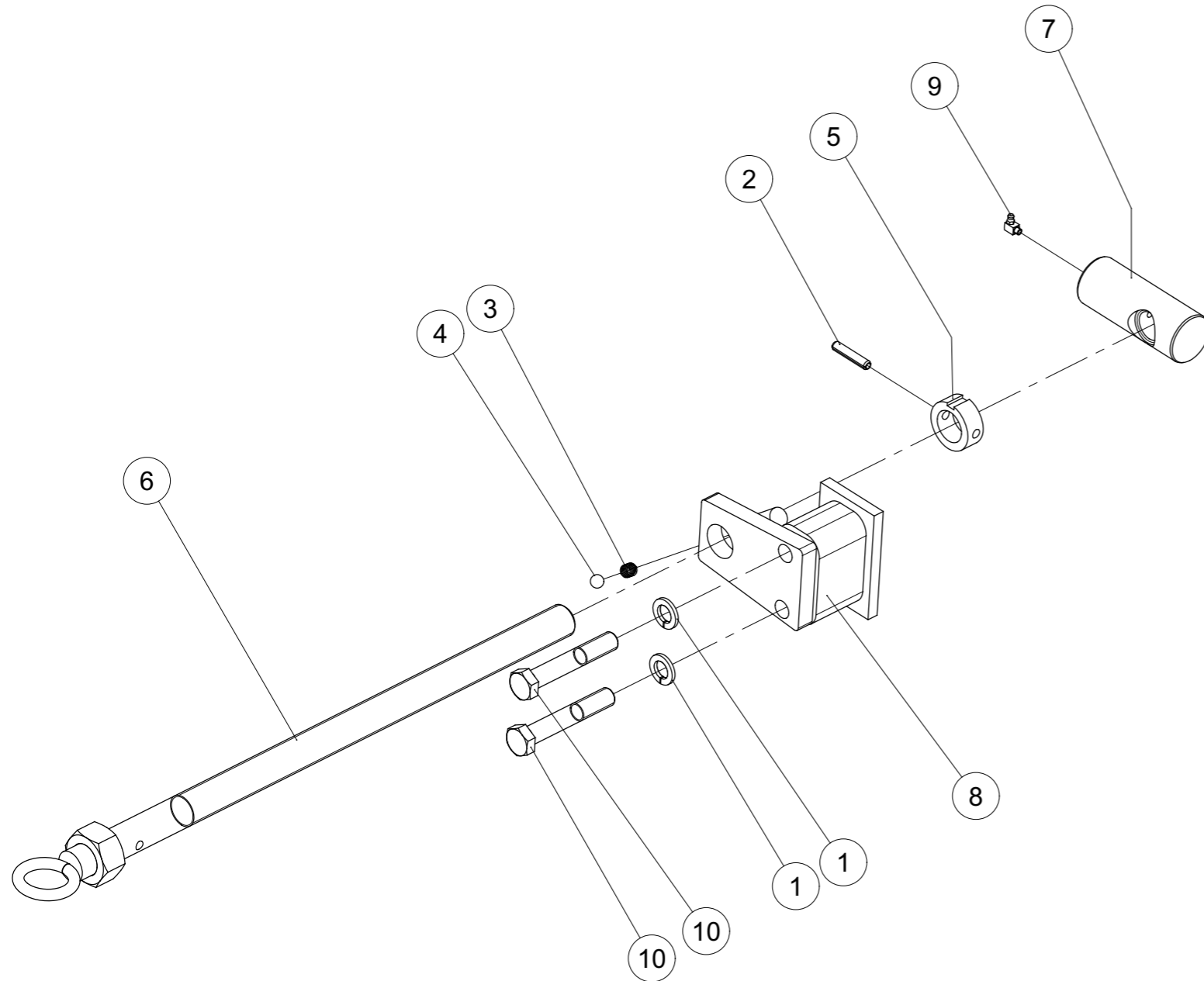
Prolongée plaque intermédiaire montée
Extended intermediate plate mounted



Index	Quantite	Reference	Designation
1	8	127DB20A	Rondelle grower B 20 DIN127 Zinguée Spring washer B 20 DIN127 Zinc
2	1	1481D845A	Goupille elastique 8 X 45 ISO8752 Z Spring Pin 8 X 45 ISO8752 Z
3	1	1481D850A	Goupille elastique 8 X 50 ISO8752 Z Spring Pin 8 X 50 ISO8752 Z
4	1	4716.12.00	Ressort de compression Compression Spring
5	1	4716.36.00	Bille Ball
6	1	471D602	Circlip 60x2 DIN471 Circlip 60x2 DIN471
7	1	4723.26.00	Bague de guidage Guide ring
8	1	4763.00.01	Ecrou de la vis Spindle nut
9	2	4771.02.21	Bagues acier Ø 32 x 28 x 32 Steel bushing Ø 32 x 28 x 32
10	1	4771.09.01	Guide broche soudé Spindle guide welded
11	1	4771.11.03	Axe sécurité D28-133 Safety pin D28-133
12	1	4782.03.06	Prolongée plaque intermédiaire Extended intermediate plate
13	1	4782.04.01	Bloc de palier Bearing block
14	1	4782.26.01	Broche de réglage Adjusting spindle
15	1	4792.00.17	Axe HD 60 Frame pin HD 60
16	2	6916D28A	Rondelle 28 EN14399-6 Z Washer 28 EN14399-6 Z
17	1	71412DCS81	Graisseur H3a-M 8x1 -90 Grease Nipple H3a-M 8x1 -90
18	2	931D20120PA	Vis H M20 x 120 ZNBL 8.8 Hex. Screw M20 x 120 Zinc 8.8
19	6	933D2050NA	Vis H M20x50 ISO4017-10.9 ZNBL Hex. Screw M20x50 ISO4017-10.9 Zinc
20	3	988DS6075	Rondelle S 60x 75 DIN988 Supporting washer S 60x 75 DIN988
21	8	VM 214	Graisseur droit autotaraudant - M8, pas100 Grease nipple self-tapping- M8, thread100



Réglage de la largeur de coupe mécani.
First body Cutting width adjustment mech.

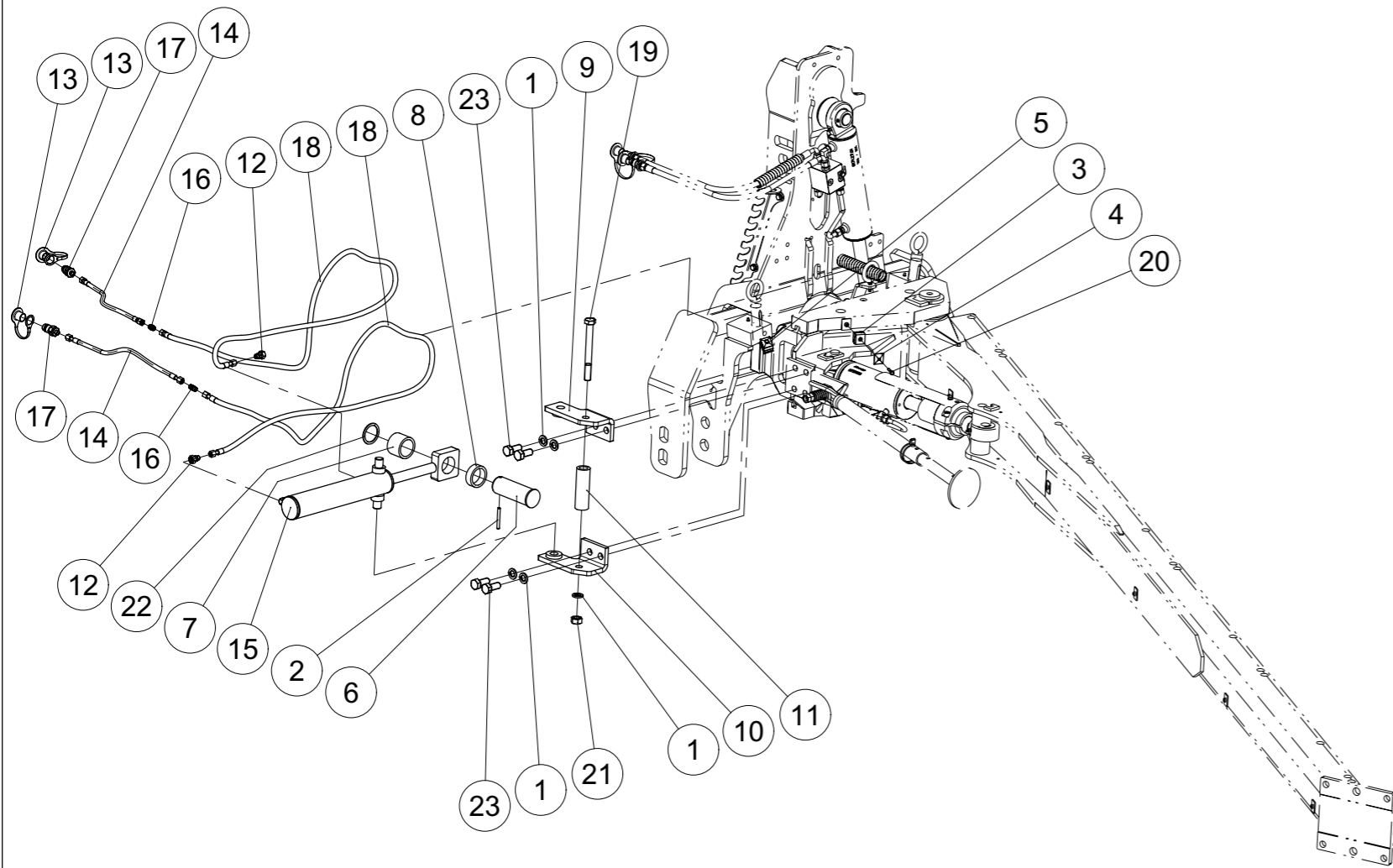


Index	Quantite	Reference	Designation
1	2	127DB20A	Rondelle grower B 20 DIN127 Zinguée Spring washer B 20 DIN127 Zinc
2	1	1481D1050A	Goupille elastique 10 X 50 ISO8752 Z Spring Pin 10 X 50 ISO8752 Z
3	1	4716.12.00	Ressort de compression Compression Spring
4	1	4716.36.00	Bille Ball
5	1	4723.26.00	Bague de guidage Guide ring
6	1	4762.16.00	Broche de réglage Adjustting spindle
7	1	4763.00.01	Ecrou de la vis Spindle nut
8	1	4771.09.01	Guide broche soudé Spindle guide welded
9	1	71412DCS81	Graisseur H3a-M 8x1 -90 Grease Nipple H3a-M 8x1 -90
10	2	931D20120PA	Vis H M20 x 120 ZNBL 8.8 Hex. Screw M20 x 120 Zinc 8.8



Premier corps sillon réglage de la largeur hydr.

First body cutting widths adjustment hydr.

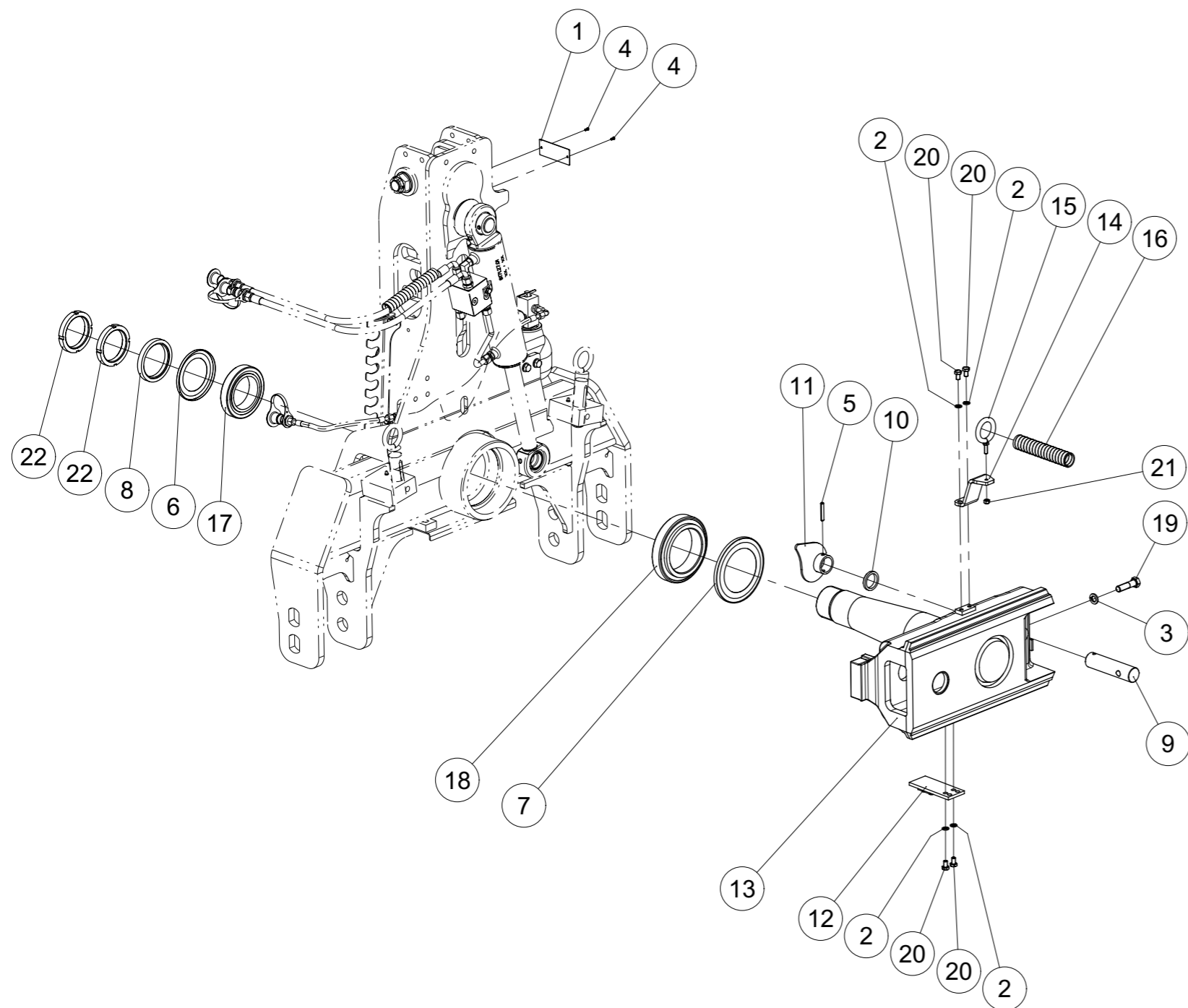


Index	Quantite	Reference	Designation
1	5	127DB20A	Rondelle grower B 20 DIN127 Zinguée Spring washer B 20 DIN127 Zinc
2	1	1481D870A	Goupille elastique 8 X 70 ISO8752 Z Spring Pin 8 X 70 ISO8752 Z
3	1	4753.56.07	Colliér double 2 moitiés D12 Double clamp D12 2 halves
4	1	4753.56.08	Plaque de couverture Cover plate
5	1	4753.56.11	Collier double cpl. (112/12) Double clip cpl. (112/12)
6	1	4792.00.02	Axe D60-147 Pin D60-147
7	1	4792.00.03	Douille Sleeve
8	1	4792.00.04	Douille court Sleeve short
9	1	4792.09.02	Support au-dessus Bracket above
10	1	4792.09.03	Support dessous Bracket below
11	1	4792.09.06	Tube d'espacement 42.4/23.9x134 Spacer tube 42.4/23.9x134
12	2	7406.39.01	Raccord de réduction M18x1,5 M14x1,5 Male stud coupling M18x1,5 M14x1,5
13	2	8132.05.03	Cache bleu taille 3 Dust cap blue size 3
14	2	8132.22.04	Flexible hydr. DN6 1300 Lg. Hydr. hose DN6 1300 Lg.
15	1	8167.04.01	Cylindre 65/30/300/145 Cylinder 65/30/300/145
16	2	9001.60.24	Raccord L 8/8 M14,5/M14,5 Male stud coupling L 8/8 M14,5/M14,5
17	2	9108.69.01	Bouchon hydraulique SKS 06 HL3 AG M14x1,5 Hydraulic plug SKS 06 HL3 AG M14x1,5
18	2	9109.52.10	Conduite flexible 2SN DN6 1800 Lg. Hydraulic hose 2SN DN6 1800 Lg.
19	1	931D20190PA	Vis H M20 x 190 ZNBL 8.8 Hex. Screw M20 x 190 Zinc 8.8
20	1	931D635PA	Vis H M6 x 35 ZNBL 8.8 Hex. Screw M6 x 35 Zinc 8.8
21	1	934D20PA	Ecrou std H M20 - pas 250 Zingue Nut std H M20 - thread 250 Zingue
22	1	988DS5568	Rondelle S 55x 68 DIN988 Supporting washer S 55x 68 DIN988
23	4	VI 28 26	Vis H M20x 45 - 8.8 ZNBL Screw H M20x 45 - 8.8 ZNBL



Tête d'attelage avec amortissement cpl.

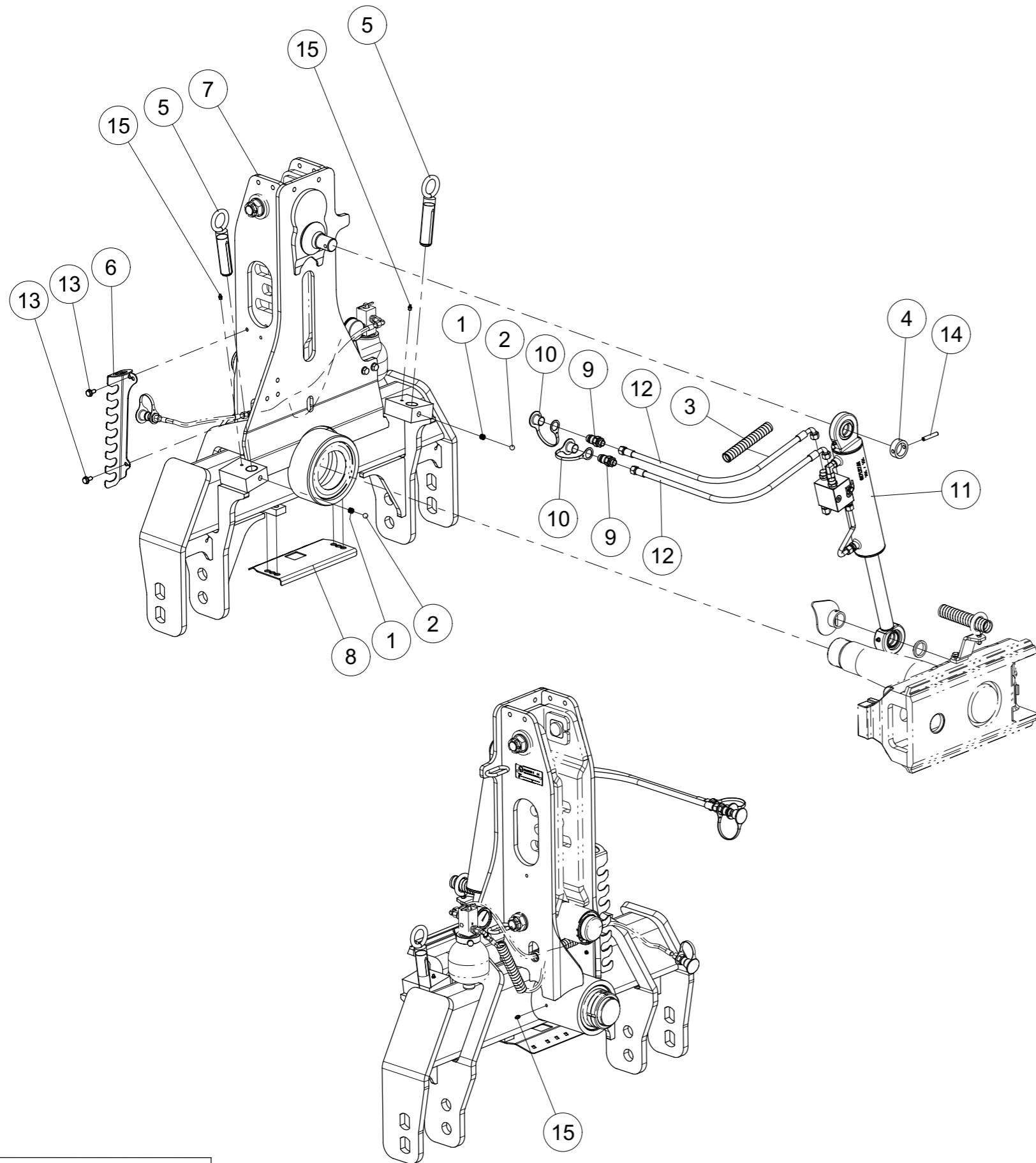
Head stock with damping cpl.




Index	Quantite	Reference	Designation
1	1	1000.99.04	Plaque CE Identification plate CE
2	4	127DA10A	Rondelle grower A 10 DIN127 Zinguée Spring washer A 10 DIN127 Zinc
3	1	127DB16A	Rondelle grower B 16 DIN127 Zinguée Spring washer B 16 DIN127 Zinc
4	2	1476D410A	Goupille cannelée 4x10 DIN 1476 Z Grooved pin 4x10 DIN 1476 Z
5	1	1481D850A	Goupille elastique 8 X 50 ISO8752 Z Spring Pin 8 X 50 ISO8752 Z
6	1	4744.02.01	Anneau nilos 32O18X AV Nilos ring 32O18X AV
7	1	4750.00.01	Anneau nilos 32O24X AV Nilos ring 32O24X AV
8	1	4750.09.00	Bague intermediaire Spacer ring
9	1	4771.12.01	Axe Pin
10	1	4771.12.02	Bague de calage Space washer
11	1	4771.13.03	Guidage Hose guide
12	1	4777.37.03	Support Hose fixing
13	1	4792.06.03	Arbre de retournement Turn over shaft
14	1	4792.67.82	Support pour guide de tuyau Holder for hose guide
15	1	4792.67.83	Guidage Hose guide
16	1	4792.69.50	Protection de tuyaux hydraulique SSK PE 27 Hose protection SSK PE 27
17	1	720D32018X	Roulement à rlx conique-720 32O18 X Conical roller bearing-720 32O18 X
18	1	720D32024X	Roulement à rlx conique-720 32O24 X Conical roller bearing-720 32O24 X
19	1	931D1660PA	Vis H M16 x 60 ZNBL 8.8 Hex. Screw M16 x 60 Zinc 8.8
20	4	933D1016PA	Vis H M10x16 ISO4017-8.8 ZNBL Hex. Screw M10x16 ISO4017-8.8 Zinc
21	1	980DV8PA	Ecrou M8 ZNBL 8.8 Nut M8 Zinc 8.8
22	2	981DKM17	Ecrou á encoches KM 17 M85 X 2 Key nut KM 17 M85 X 2



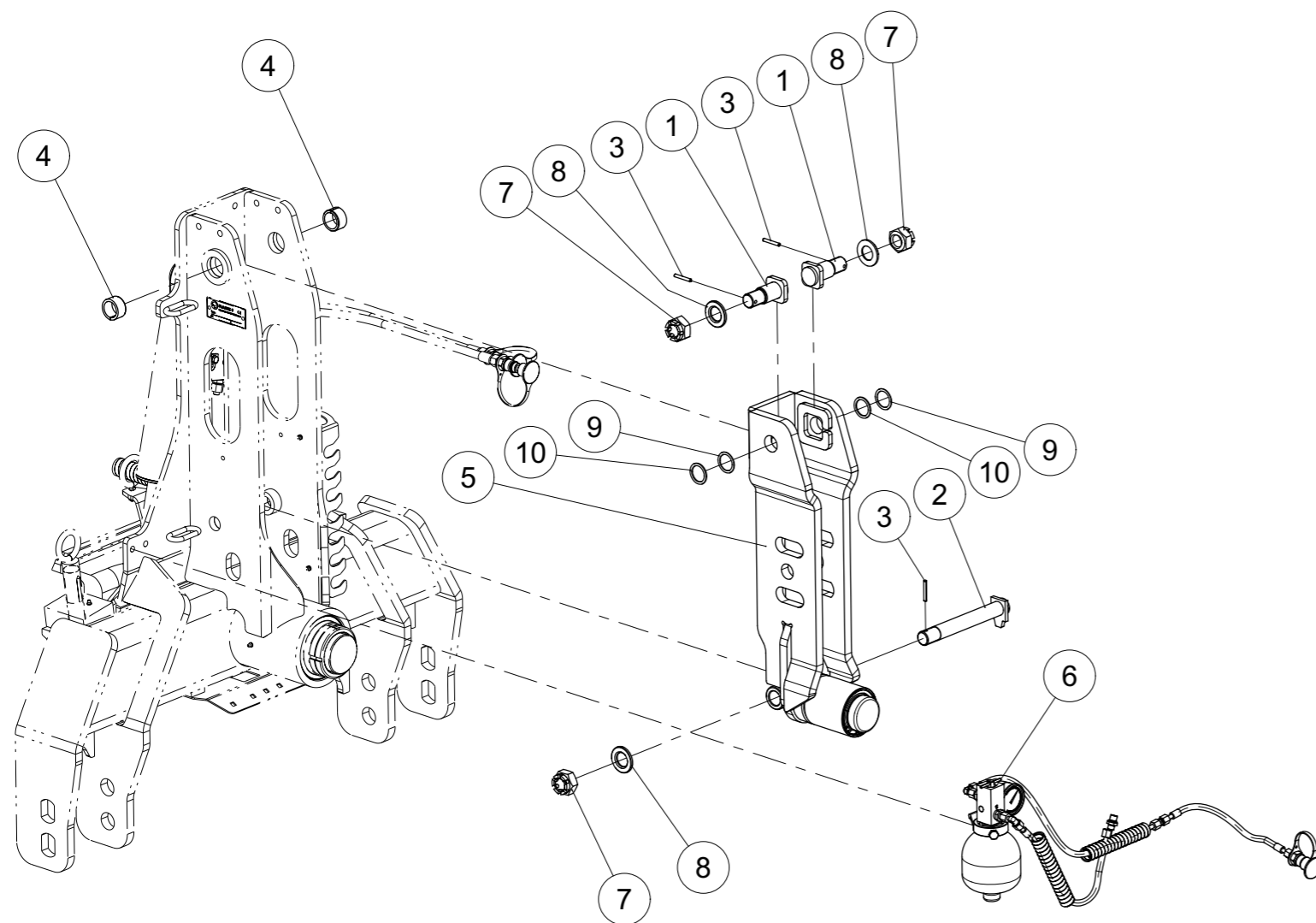
Tête d'attelage avec amortissement cpl.
Head stock with damping cpl.




Index	Quantite	Reference	Designation
1	2	4716.12.00	Ressort de compression Compression Spring
2	2	4716.36.00	Bille Ball
3	1	4769.33.00	Protection de tuyaux hydraulique DN 16 400mm Hose protection DN 16 400mm
4	1	4777.00.06	Bague d'arrêt Adjustment collar
5	2	4782.21.01	Broche de réglage Adjusting spindle
6	1	4792.67.75	Titulaire Holder
7	1	4792.69.01	Tête d'attelage avec amortissement Head stock with damping
8	1	7522.15.10	Plaque de guidage Guide plate
9	2	8132.01.00	Connecteur hydraulique HL3 AG M18x1,5 Hydraulic connector HL3 AG M18x1,5
10	2	8132.05.01	Cache rouge taille 3 Dust cap red size 3
11	1	8171.27.01	Cylindre 80/40/265 cpl. monté Cylinder 80/40/265 cpl. monted
12	2	8172.09.17	Flexible hydraulique SN10 L1500 AOL/AOL90 Hydraulic hose SN10 L1500 AOL/AOL90
13	2	8426.13.09	Vis Verbus-Ripp M10x20-100 Screw Verbus-Ripp M10x20-100
14	1	VL 225	Goupille elastique epaisse - 10x60 mm, ZNBL Thick roll pin - 10x60 mm, ZNBL
15	3	VM 214	Graisseur droit autotaraudant - M8, pas100 Grease nipple self-tapping- M8, thread100



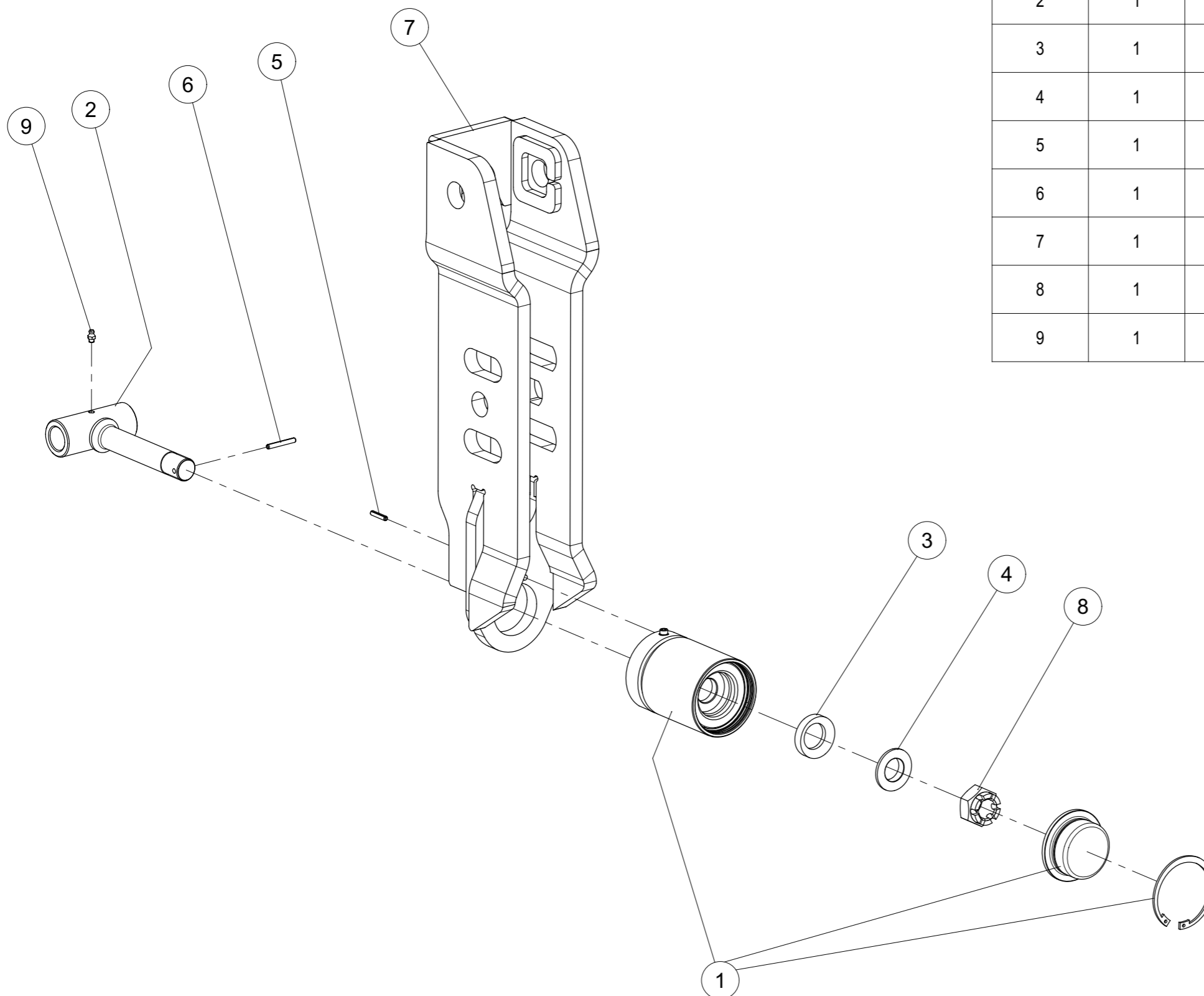
Tête d'attelage avec amortissement cpl.
Head stock with damping cpl.




Index	Quantite	Reference	Designation
1	2	1000.09.10	Boulon fileté ø35 M30x2 Threaded bolt ø35 M30x2
2	1	1000.10.10	Boulon fileté ø30 M30x2 Threaded bolt ø30 M30x2
3	3	1481D645A	Goupille elastique 6 X 45 ISO8752 Z Spring Pin 6 X 45 ISO8752 Z
4	2	4792.67.50	Baque EGP 45/35x24-C Bushing EGP 45/35x24-C
5	1	4792.69.25	Swingarm monté (á ressort) Swingarm spring loaded mounted
6	1	4792.69.93	Hydraulique kit amortissement (30 bar) Hydraulic kit damping (30 bar)
7	3	4792.74.20	Ecrou crénelé Z Castellated nut Z
8	3	6916D31A	Rondelle 31 EN14399-6 Z Washer 31 EN14399-6 Z
9	2	988D35451	Rondelle 35x 45x1 DIN988 Washer 35x 45x1 DIN988
10	2	988D35452	Rondelle 35x 45x2 DIN988 Washer 35x 45x2 DIN988



Swingarm monté (à ressort)
Swingarm spring loaded mounted

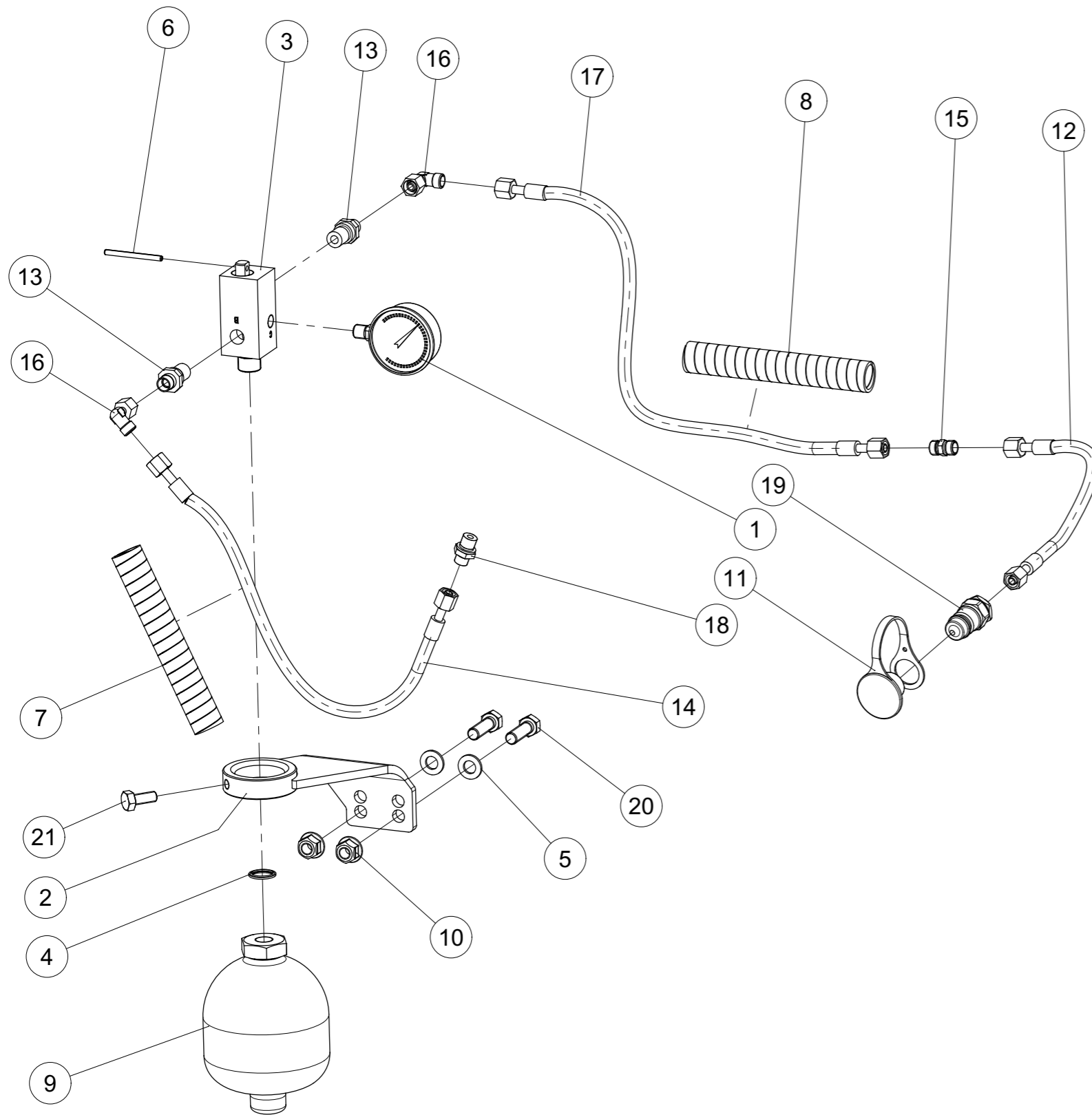


Index	Quantite	Reference	Designation
1	1	1 123 278	Vérin Suspension Av.Train Suspension ram 90x50 C50
2	1	1 123 280	Tirant du verin de suspension Guide rod
3	1	1 123 281	Rondelle Concave 35x56x12 Concave washer 35x56x12
4	1	1 123 282	Rondelle convexe 31x56x11.2 Washer convexe 31x56x11,2
5	1	1481D630A	Goupille elastique 6 X 30 ISO8752 Z Spring Pin 6 X 30 ISO8752 Z
6	1	1481D645A	Goupille elastique 6 X 45 ISO8752 Z Spring Pin 6 X 45 ISO8752 Z
7	1	4792.69.20	Bras oscillant Swingarm
8	1	4792.74.20	Ecrou crénelé Z Castellated nut Z
9	1	71412DA81	Graisseur H1-M 8x1 -180 Grease Nipple H1-M 8x1 -180




Hydraulique kit amortissement (30 bar)

Hydraulic kit damping (30 bar)



Index	Quantite	Reference	Designation
1	1	1 112 939	Manometre pour accu. 100bars Manometer for accumulator 100bars
2	1	1 123 229	Support accu O.75 de suspension Holder
3	1	1 123 231	Vanne hydraulique 1/2 Gaz Hydraulic valve block for hydraulic trip leg
4	1	1 231 353	Bague "BS" / Accumulateur Washer "BS" for Accumulator
5	2	125DA13A	Rondelle A 13 ISO7089 ZNBL Washer A 13 ISO7089 Zinc.
6	1	1481D560A	Goupille elastique 5 X 60 ISO8752 Z Spring Pin 5 X 60 ISO8752 Z
7	1	4769.33.00	Protection de tuyaux hydraulique DN 16 600mm Hose protection DN 16 600mm
8	1	4769.33.00	Protection de tuyaux hydraulique DN 16 800mm Hose protection DN 16 800mm
9	1	4792.69.96	Accumulateur O.75 l. tare 30 bars Accumulator 0.75 l. set 30 bars
10	2	6927DV12NA	Ecrou HEFR M12 emb. S.Lock Cl.10 HEFR M12 Flg nut Gr.10 ZNBL
11	1	8132.05.06	Cache blanc taille 3 Dust cap white size 3
12	1	8132.22.04	Flexible hyd. DN6 1300 Lg. Hydraulic hose DN6 1300 Lg.
13	2	8163.06.20	Hyd. Raccord L-8 M16x1.5 / M14x1.5 Hyd. Connection L-8 M16x1.5 / M14x1.5
14	1	8172.13.29	Flexible hyd. DN6 L 600 AOL/AOL Hydraulic hose DN6 L 600 AOL/AOL
15	1	9001.60.24	Raccord L 8/8 M14,5/M14,5 Male stud coupling L 8/8 M14,5/M14,5
16	2	9004.17.08	Raccord coude L-8 M14x1,5 Elbow coupling L-8 M14x1,5
17	1	9004.19.09	Flexible hyd. DN6 L 500 AOL/AOL Hydraulic hose DN6 L 500 AOL/AOL
18	1	9027.01.31	Hyd. Raccord L-8-G1/4/M14x1.5 Hyd.Connection L-8-G1/4/M14x1.5
19	1	9108.69.01	Bouchon hydraulique SKS O6 HL3 AG M14x1,5 Hydraulic plug SKS O6 HL3 AG M14x1,5
20	2	VI 28 28	Vis H M12x 40 - 8.8 ZNBL Screw H M12x 40 - 8.8 ZNBL
21	1	VI 40 03	Vis H M10x 25 - 8.8 ZNBL Screw H M10x 25 - 8.8 ZNBL

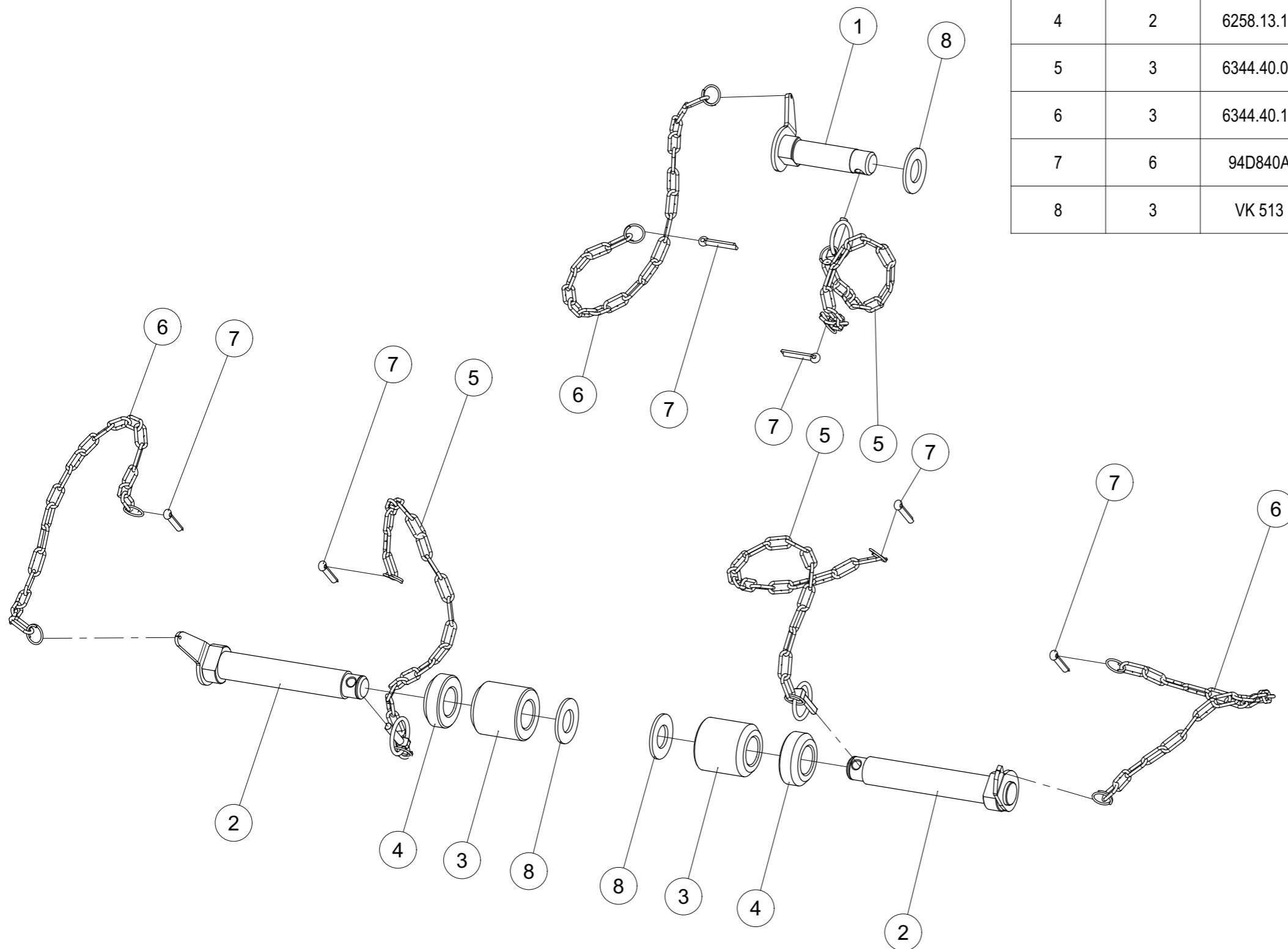


Broches d'attelage Cat. 3 / 3N / 4N

3-Point headstock Cat. 3 / 3N / 4N



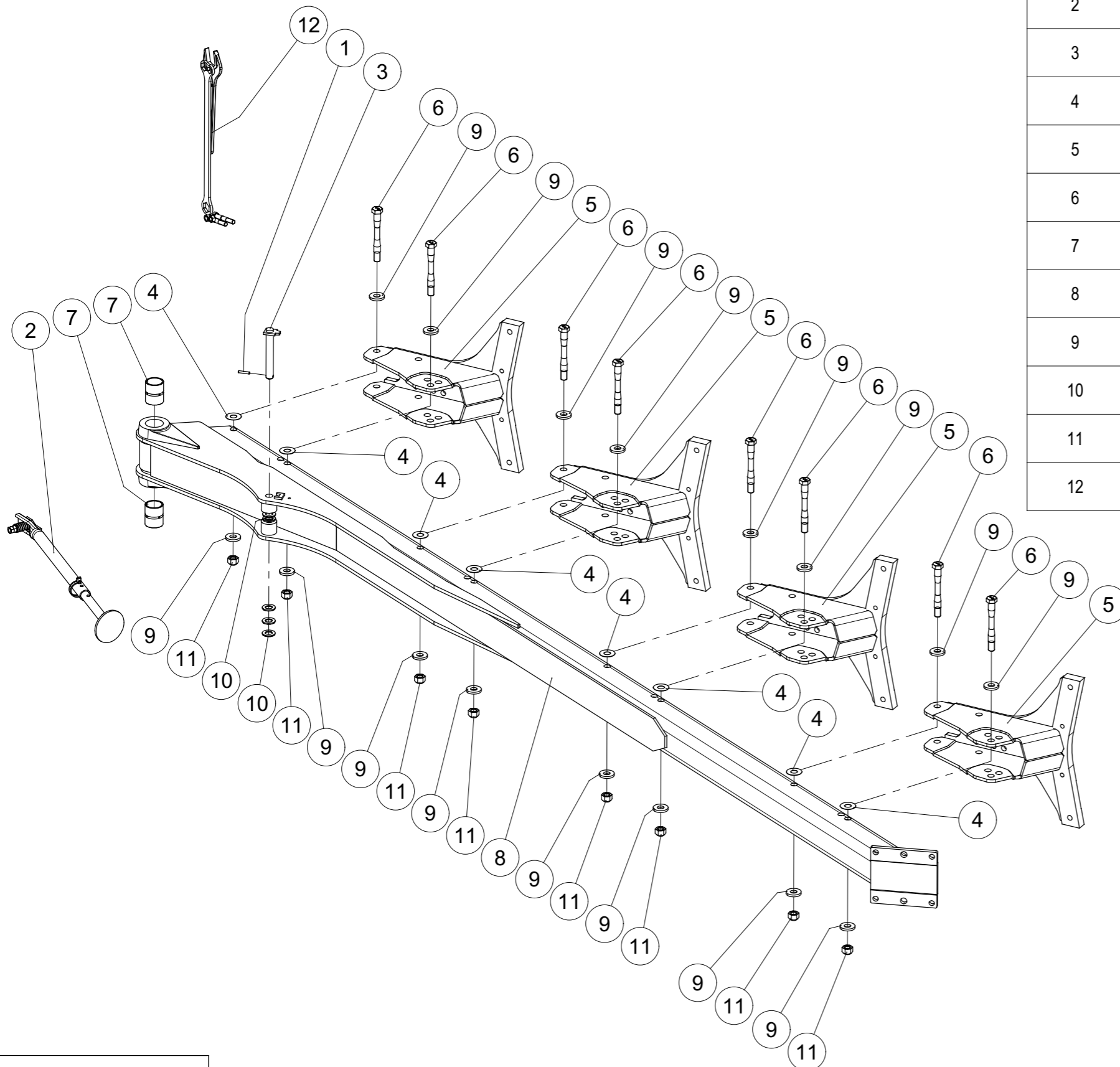
Index	Quantite	Reference	Designation
1	1	1100.00.10	Axe Cat.3 Pin Cat.3
2	2	1200.05.01	Axe Cat 3 Top link pin Cat 3
3	2	6258.13.15	Douille d'attelage Lg:70mm Hitch spacer length 70mm
4	2	6258.13.16	Douille d'attelage Lg:25mm Hitch spacer length 25mm
5	3	6344.40.02	Chaine de securité Safety chain
6	3	6344.40.19	Chainette desecurité Safety chain
7	6	94D840A	Goupille fendue 8x 40 ISO1234 Z Cotter pin 8x 40 ISO1234 Z
8	3	VK 513	Rondelle plate MU30 ZNBL Flat washer MU30 ZNBL





Charrue 140RMW+ 4F. Br.2

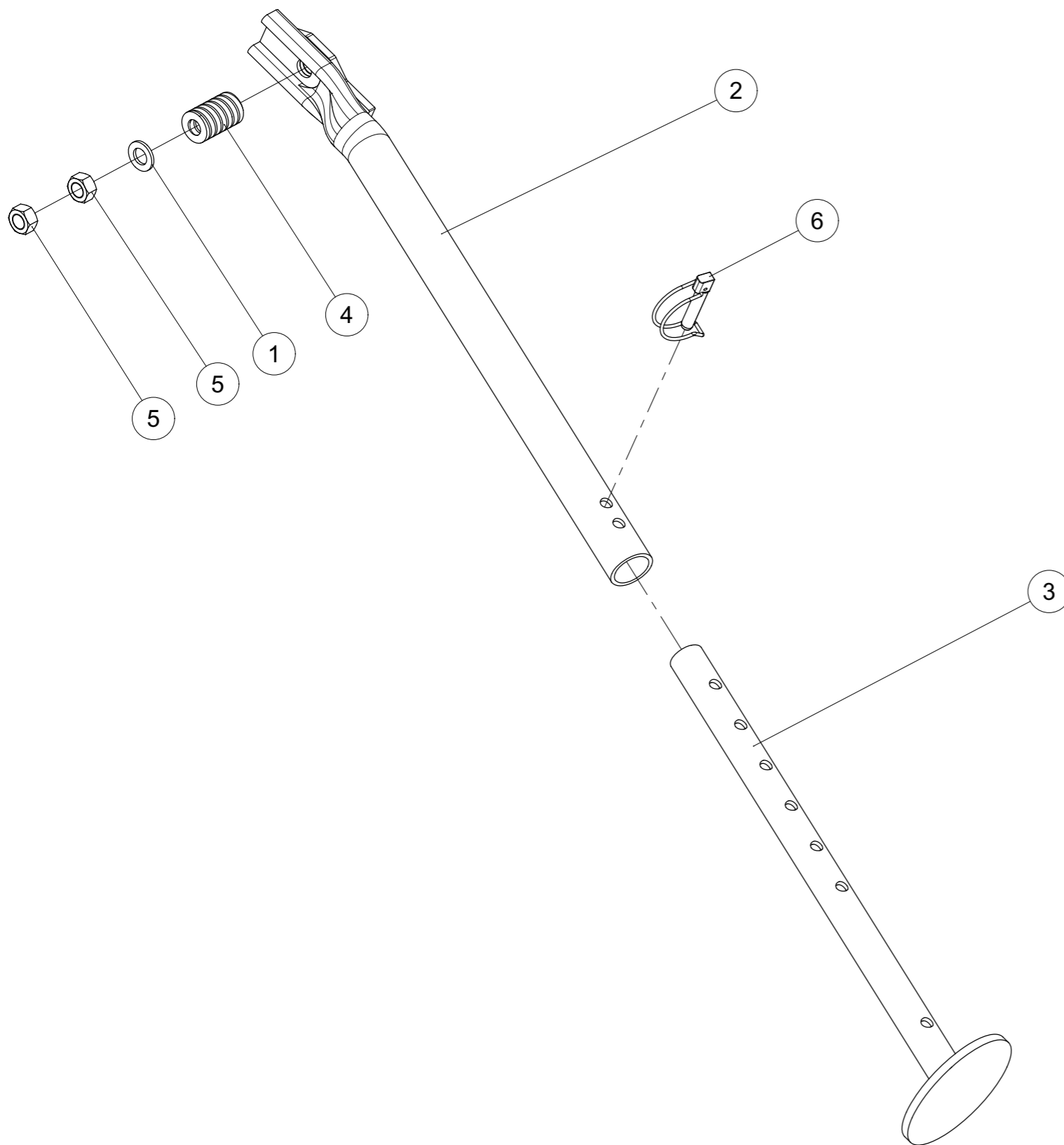
Plough 140RMW+ 4F. Br.2



Index	Quantite	Reference	Designation
1	1	1481D845A	Goupille elastique 8 X 45 ISO8752 Z Spring Pin 8 X 45 ISO8752 Z
2	1	4750.59.01	Bequille cpl. 16° Parking Leg cpl. 16°
3	1	4783.41.01	Axe D28-184 Pin D28-184
4	8	4789.00.01	Rondelle de calage Distance Washer
5	4	4789.05.12	Console 140 / 3 trous Console 140 / 3 holes
6	8	4789.10.01	Vis d'ajustage M24x210 - 10.9 zinc Fitted bold M24x210 - 10.9 zinc
7	2	4792.00.14	Bague-S D70/60x85 PEL-BH Bush-S D70/60x85 PEL-BH
8	1	4792.05.20	Caisson R 4F. pour 1250 Plough frame R 4F. for 1250
9	16	6439.08.01	Rondelle D25/58 C-253 Zinguée Washer D25/58 C-253 Zinc
10	5	6916D28A	Rondelle 28 EN14399-6 Z Washer 28 EN14399-6 Z
11	8	980DV24PA	Ecrou M24 ZNBL 8.8 Nut M24 Zinc 8.8
12	1	G4792/031	Trousse á outils Charrue cpl. Tool kit Plough cpl.



Bequille cpl. 16°
Parking Leg cpl. 16°

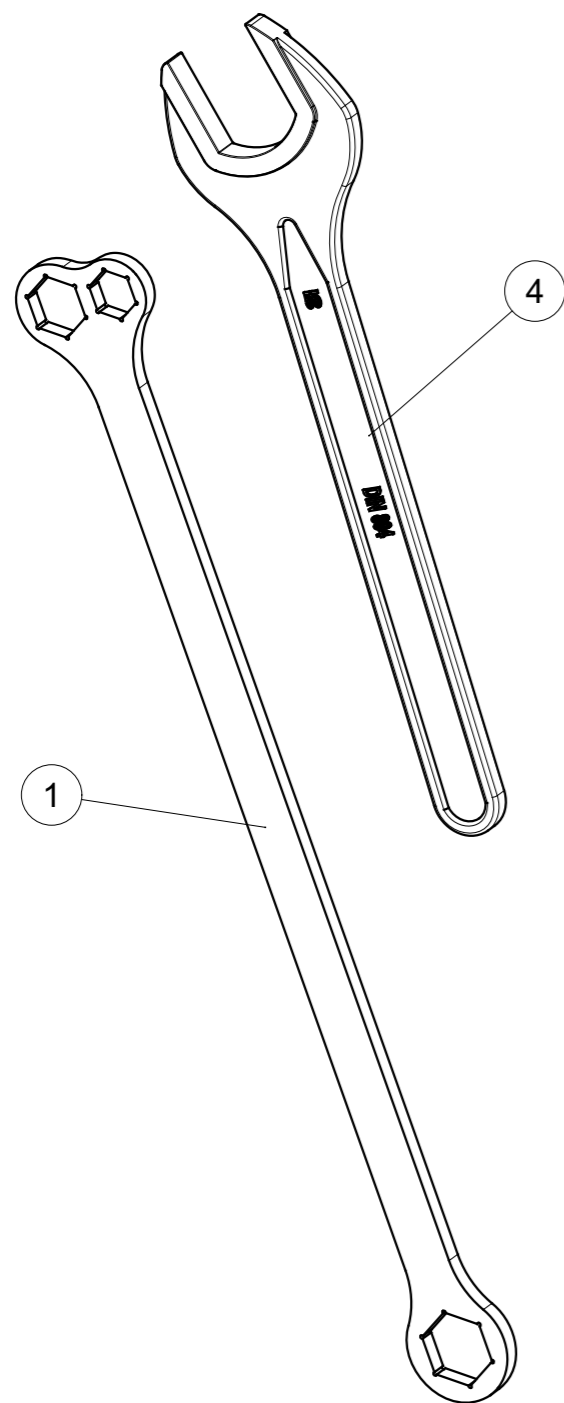


Index	Quantite	Reference	Designation
1	1	125DA17A	Rondelle A 17 ISO7089 Zinguée Washer A 17 ISO7089 Zinc.
2	1	4750.54.00	Bequille partie supérieure 16° Paring leg upper part 16°
3	1	4750.56.00	Bequille partie inférieure Parking leg lower section
4	1	4750.61.01	Ressort de compression Compression spring
5	2	VJ 638	Ecrou HU M16 - 8 ZNBL - pas 150 Nut HU M16 - 8 ZNBL - thread 150
6	1	VL 112	Goupille "Clips-Tube" - 11.5, Z Pipe lynch pin - 11.5 Z

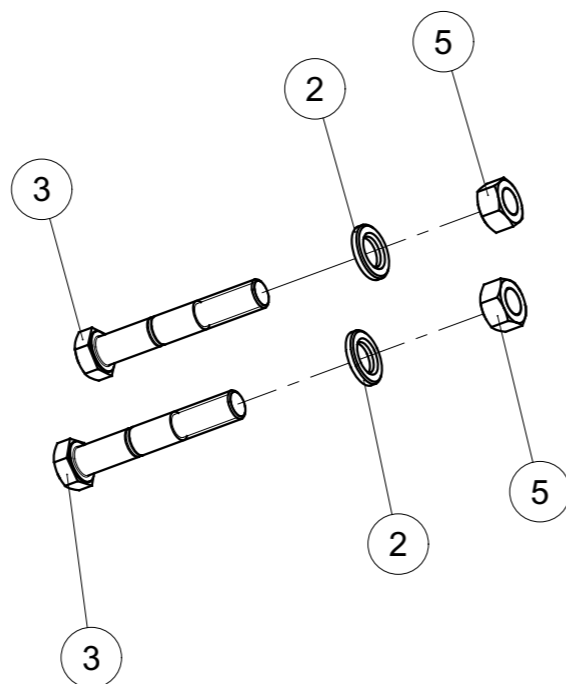


Trousse à outils Charrue cpl.

Tool kit Plough cpl.

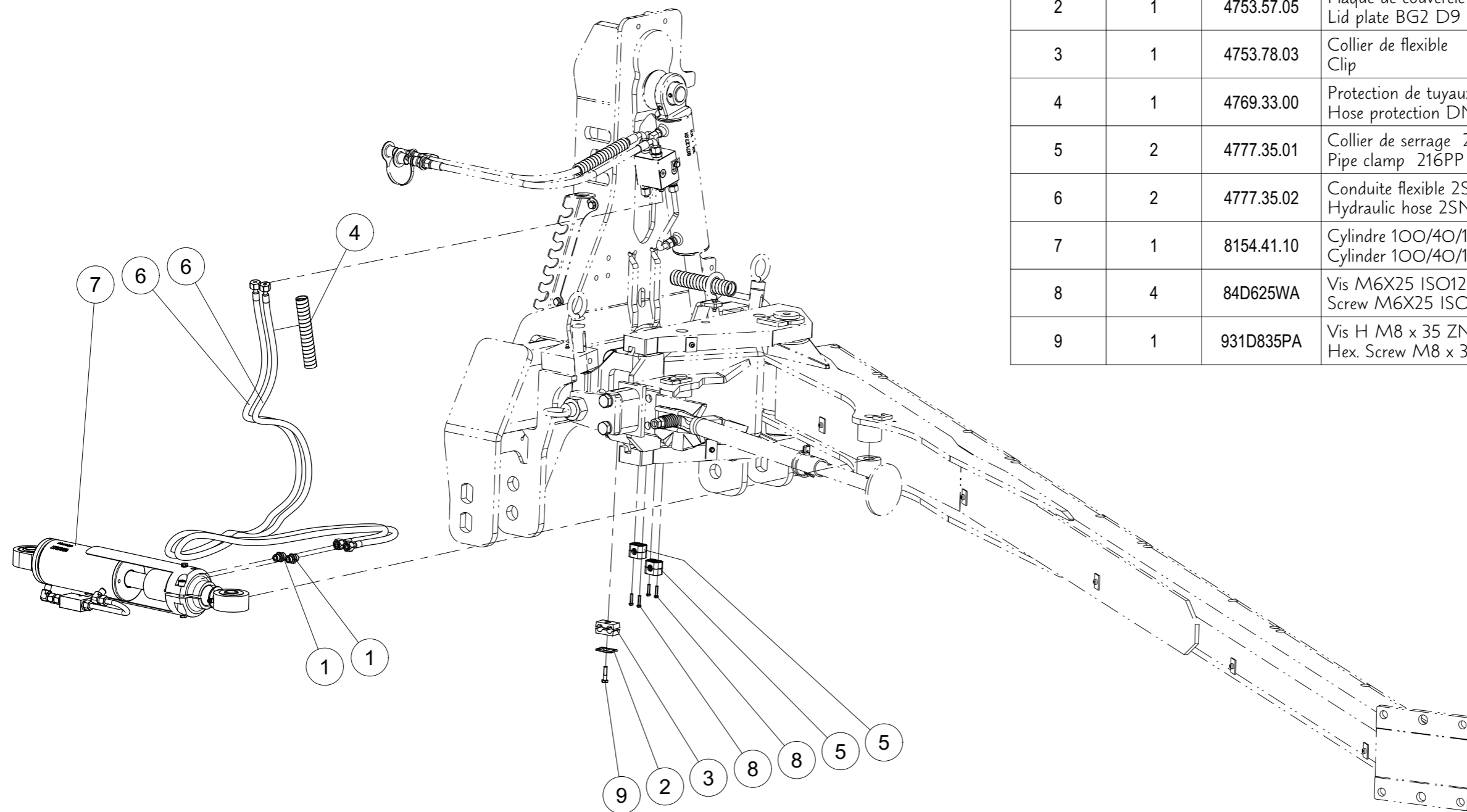


Index	Quantite	Reference	Designation
1	1	4798.00.95	Clé à oeil SW-24/30/36 Ring spanner SW-24/30/36
2	2	6916D17A	Rondelle 17 EN14399-6 Z Washer 17 EN14399-6 Z
3	2	7001.24.00	Vis Hex. M16x1.5x100 avec entaille Hex. Screw M16x1.5x100 with Notche
4	1	894D55	Clé plate 55 DIN894-CH Openend spanner 55 DIN894-CH
5	2	VJ 638	Ecrou HU M16 - 8 ZNBL - pas 150 Nut HU M16 - 8 ZNBL - thread 150





Cadre pivotant hydraulique
Frame swivel device hydraulic



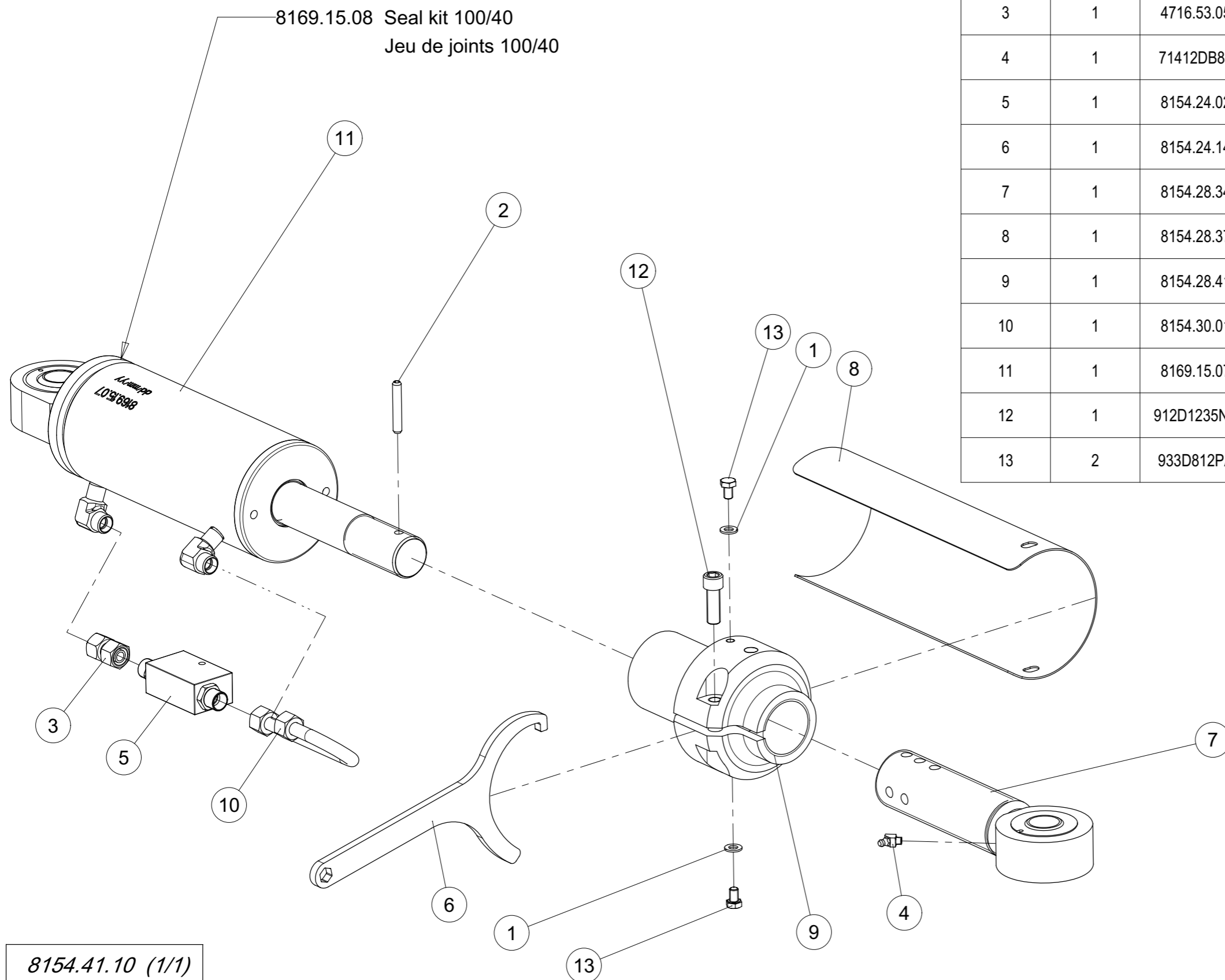
Index	Quantite	Reference	Designation
1	2	4723.02.03	Raccord 12L M18x1.5 Male stud coupling 12L M18x1.5
2	1	4753.57.05	Plaque de couvercle BG2 D9 Lid plate BG2 D9
3	1	4753.78.03	Collier de flexible Clip
4	1	4769.33.00	Protection de tuyaux hydraulique DN 16 800mm Hose protection DN 16 800mm
5	2	4777.35.01	Collier de serrage 216PP Pipe clamp 216PP
6	2	4777.35.02	Conduite flexible 2SN DN8 2000 Lg. Hydraulic hose 2SN DN8 2000 Lg.
7	1	8154.41.10	Cylindre 100/40/168/590 monté Cylinder 100/40/168/590 mounted
8	4	84D625WA	Vis M6X25 ISO1207-4.8 Z Screw M6X25 ISO1207-4.8 Z
9	1	931D835PA	Vis H M8 x 35 ZNBL 8.8 Hex. Screw M8 x 35 Zinc 8.8



Cylindre 100/40/168/590 monté
Cylinder 100/40/168/590 mounted



Index	Quantite	Reference	Designation
1	2	125DA8.4A	Rondelle A 8,4 ISO7089 Zinguée Washer A 8,4 ISO7089 Zinc.
2	1	1481D850A	Goupille elastique 8 X 50 ISO8752 Z Spring Pin 8 X 50 ISO8752 Z
3	1	4716.53.05	Raccord double Double coupling
4	1	71412DB81	Graisseur H2-M 8x1 - 45 Grease Nipple H2-M 8x1 - 45
5	1	8154.24.02	Limiteur Valve
6	1	8154.24.14	Clé à crochet Hook spanner
7	1	8154.28.34	Balle oeil Ball eye
8	1	8154.28.37	Protection plaque de métal 122-325 Cover plate 122-325
9	1	8154.28.41	Doille filetée Threaded sleeve
10	1	8154.30.01	Tube hydraulique 238 cpl. Hydraulic pipe 238 cpl.
11	1	8169.15.07	Cylindre 100/40 168 - 432 cpl. Cylinder 100/40 168 - 432 cpl.
12	1	912D1235NA	Vis CHc M12x35 DIN912-10.9 Z Screw CHc M12x35 DIN912-10.9 Z
13	2	933D812PA	Vis H M8x12 ISO4017-8.8 ZNBL Hex. Screw M8x12 ISO4017-8.8 Zinc

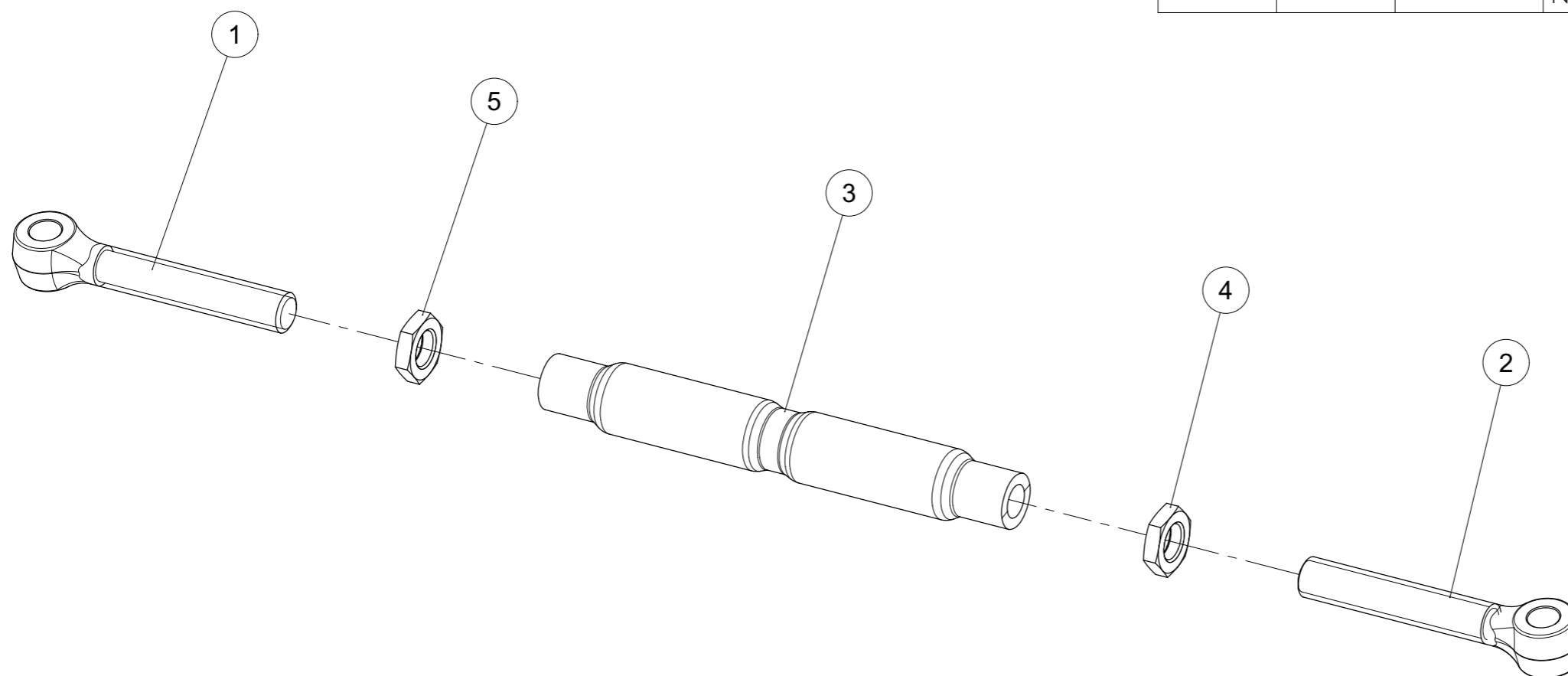


8154.41.10 (1/1)



Tirant M36 cpl.
Turnbuckle M36 cpl.

Index	Quantite	Reference	Designation
1	1	4782.35.02	Vis de réglage M 36 gauche D 28.25 Setting screw M 36 left D 28.25
2	1	4782.35.03	Vis de réglage M 36 droite D 28.25 Setting screw M 36 left D 28.25
3	1	6442.22.08	Ecrou tendeur M36 Turnbuckle nut M36
4	1	936D36PA	Ecrou bas Hm M36 8,8, ZNBL Nut Hm M36 8,8, ZNBL
5	1	936D36PAL	Ecrou bas Hm M36 Gche 8,8, ZNBL Nut Hm M36 Gche 8,8, ZNBL



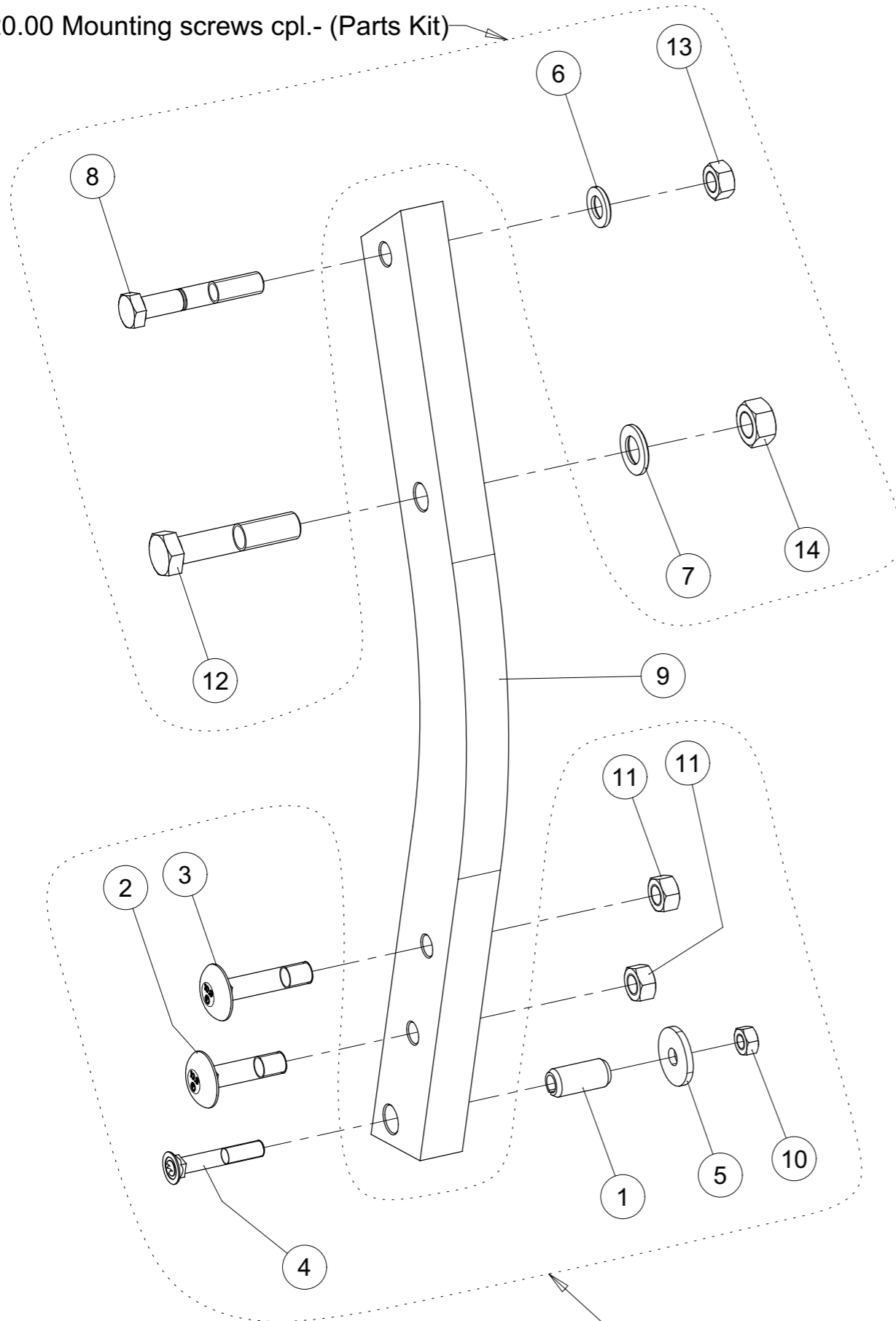


Tendille 70x35 RH800 cpl.

Leg 70x35 RH800 cpl.



7001.20.00 Mounting screws cpl.- (Parts Kit)

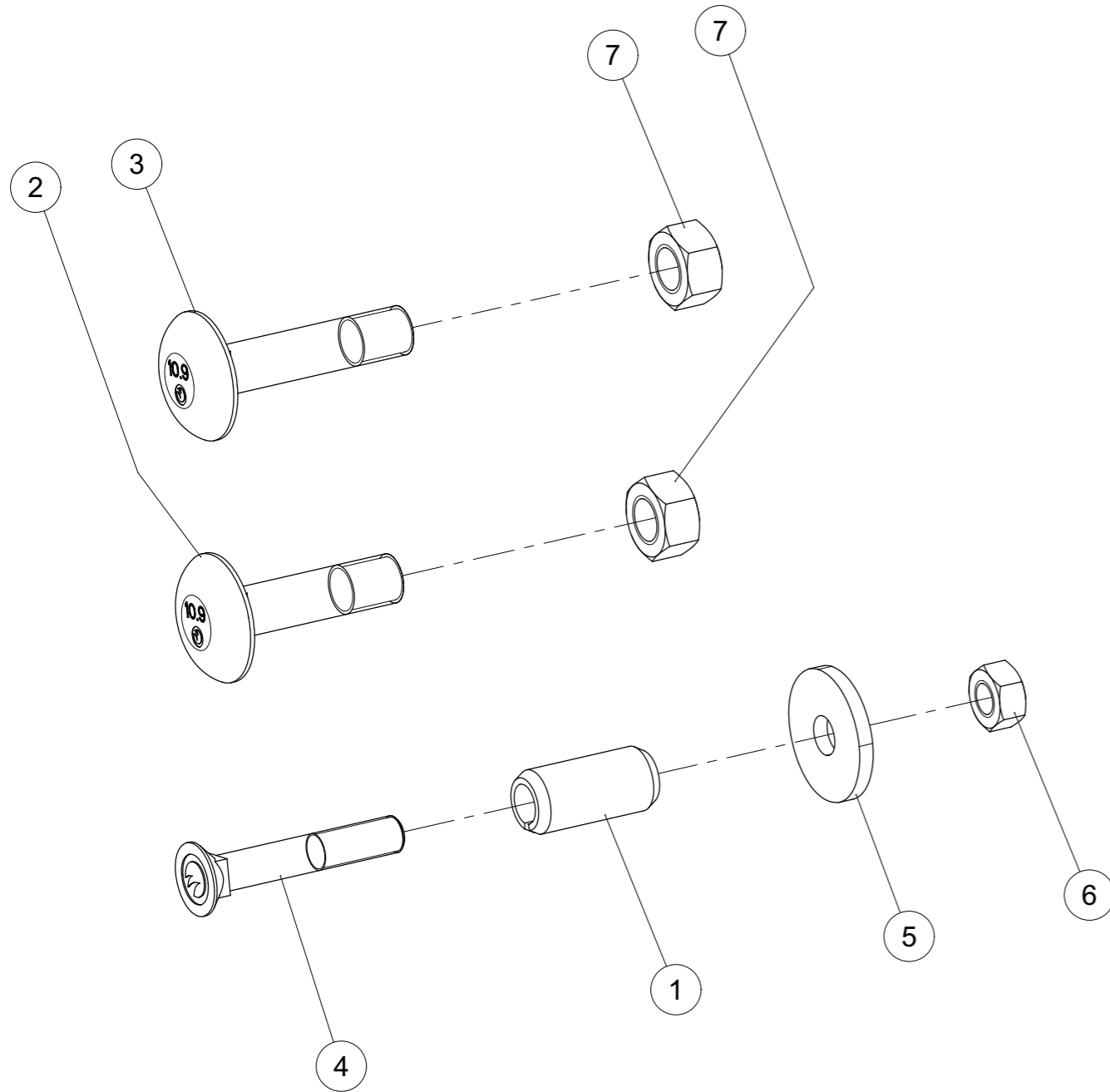


G2722/027 Screw Kit for the Leg (thickness 35) cpl.- (Parts Kit)

Index	Quantite	Reference	Designation
1	1	1481D2145	Goupille elastique 21 X 45 ISO8752 Spring Pin 21 X 45 ISO8752
2	1	2204.49.05	Vis M 16x65-10.9 Bolt M 16x65-10.9
3	1	2204.49.08	Vis M 16x75-10.9 Bolt M 16x75-10.9
4	1	2700.26.14	Vis a tête fraisée M 12 X 75-10.9 C sunk screw M 12 X 75-10.9
5	1	6436.60.03	Rondelle C-13 Washer C-13
6	1	6916D17A	Rondelle 17 EN14399-6 Z Washer 17 EN14399-6 Z
7	1	6916D21A	Rondelle 21 Z Washer 21 Z
8	1	7001.24.00	Vis Hex. M16x1.5x100 avec entaille Hex. Screw M16x1.5x100 with Notche
9	1	7010.03.01	Etançon RH 800, 70x35 Leg RH 800, 70x35
10	1	934D12M	Ecrou std H M12 - pas 175 Noir Nut std H M12 - thread 175 Noir
11	2	934D16NA	Ecrou std H M16 - pas 200 Zingue Nut std H M16 - thread 200 Zingue
12	1	960D2015100MA	Vis hex. M20x1.5x100 Geomet Hex. Screw M20x1.5x100 Geomet
13	1	VJ 638	Ecrou HU M16 - 8 ZNBL - pas 150 Nut HU M16 - 8 ZNBL - thread 150
14	1	VJ 639	Ecrou HU M20 - 10 ZNBL - pas 150 Nut HU M20 - 10 ZNBL - thread 150



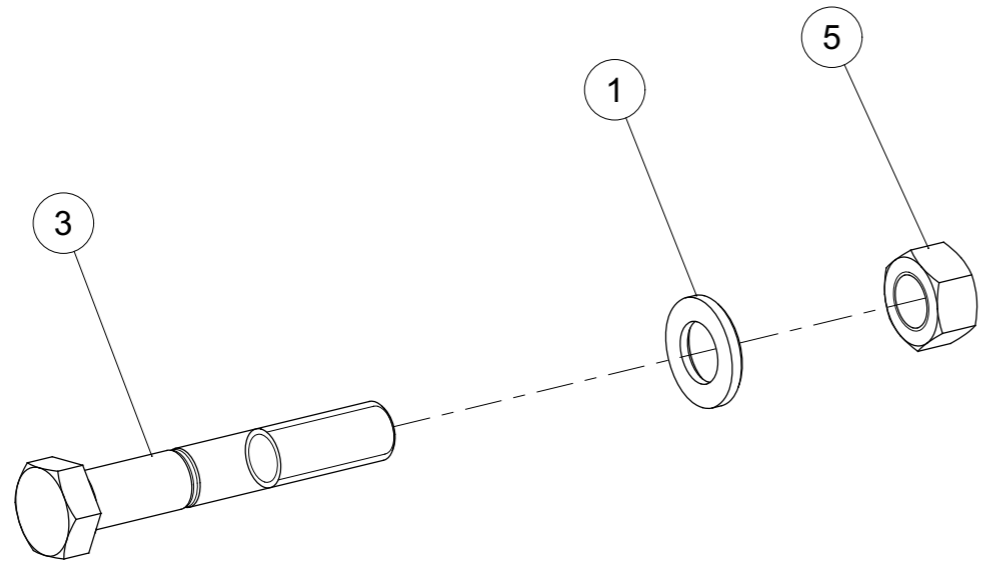
Kit de visserie pour tendille (épaisse 35)
Screw Kit for the Leg (thickness 35)



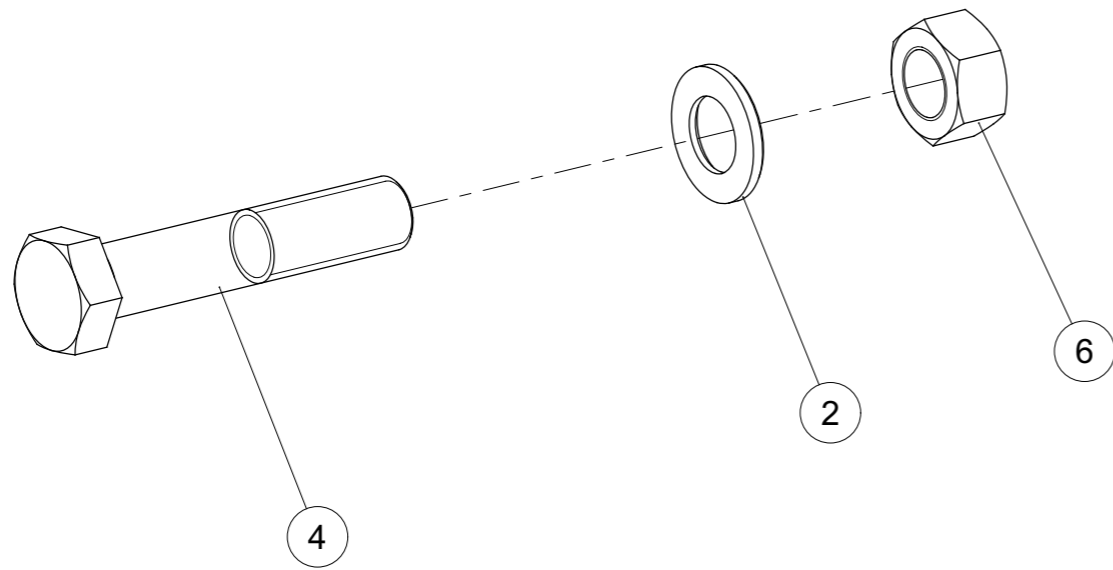
Index	Quantite	Reference	Designation
1	1	1481D2145	Goupille elastique 21 X 45 ISO8752 Spring Pin 21 X 45 ISO8752
2	1	2204.49.05	Vis M 16x65-10.9 Bolt M 16x65-10.9
3	1	2204.49.08	Vis M 16x75-10.9 Bolt M 16x75-10.9
4	1	2700.26.14	Vis a tête fraisée M 12 X 75-10.9 C sunk screw M 12 X 75-10.9
5	1	6436.60.03	Rondelle C-13 Washer C-13
6	1	934D12M	Ecrou std H M12 - pas 175 Noir Nut std H M12 - thread 175 Noir
7	2	934D16NA	Ecrou std H M16 - pas 200 Zingue Nut std H M16 - thread 200 Zingue



Vis de fixation cpl.
Mounting screws cpl.



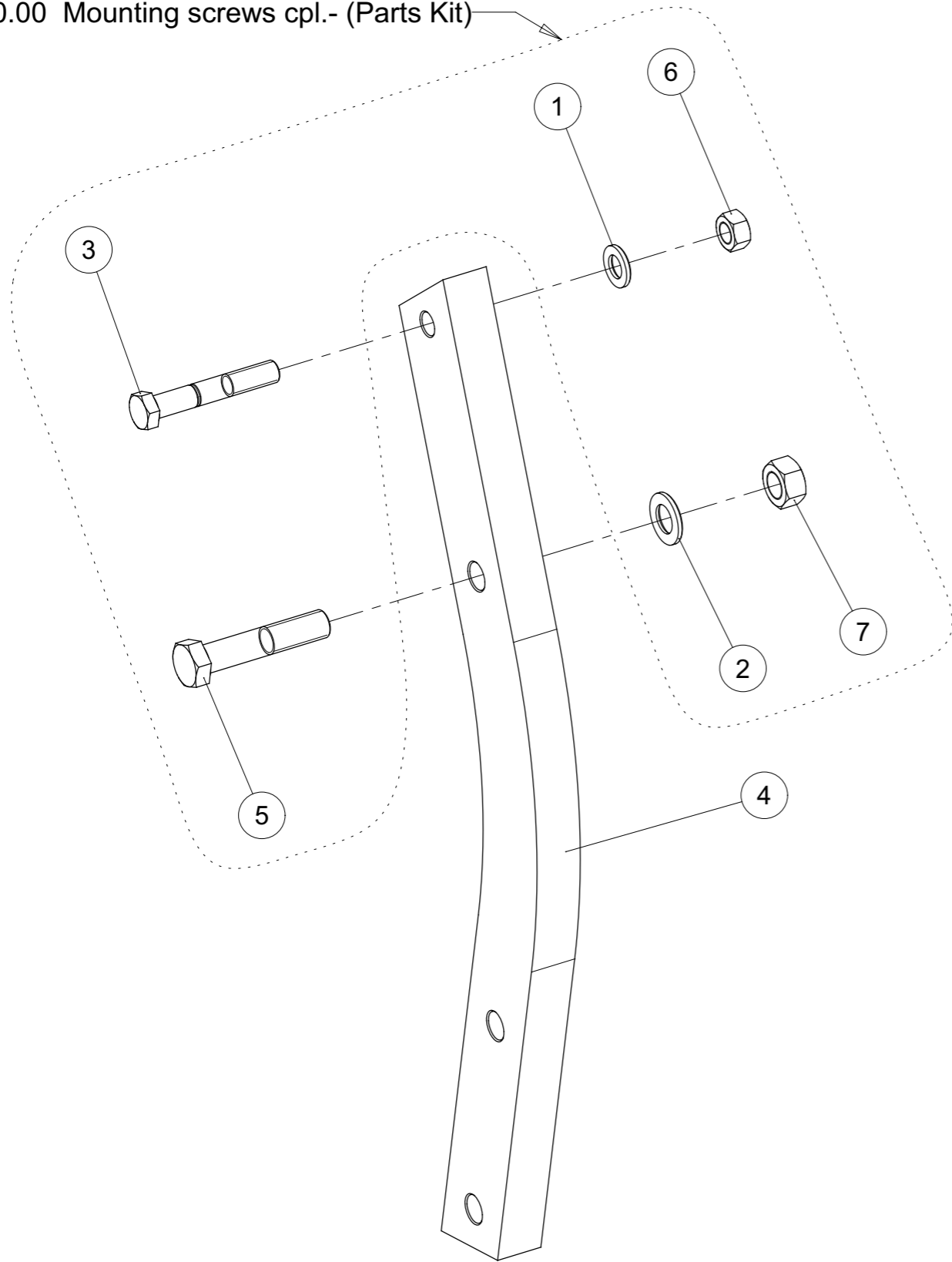
Index	Quantite	Reference	Designation
1	1	6916D17A	Rondelle 17 EN14399-6 Z Washer 17 EN14399-6 Z
2	1	6916D21A	Rondelle 21 Z Washer 21 Z
3	1	7001.24.00	Vis Hex. M16x1.5x100 avec entaille Hex. Screw M16x1.5x100 with Notche
4	1	960D2015100MA	Vis hex. M20x1.5x100 Geomet Hex. Screw M20x1.5x100 Geomet
5	1	VJ 638	Ecrou HU M16 - 8 ZNBL - pas 150 Nut HU M16 - 8 ZNBL - thread 150
6	1	VJ 639	Ecrou HU M20 - 10 ZNBL - pas 150 Nut HU M20 - 10 ZNBL - thread 150





Tendille 70x35 F.BP365 P RH800 cpl.
Leg 70x35 F. BP365 P RH800 cpl.

7001.20.00 Mounting screws cpl.- (Parts Kit)



Index	Quantite	Reference	Designation
1	1	6916D17A	Rondelle 17 EN14399-6 Z Washer 17 EN14399-6 Z
2	1	6916D21A	Rondelle 21 Z Washer 21 Z
3	1	7001.24.00	Vis Hex. M16x1.5x100 avec entaille Hex. Screw M16x1.5x100 with Notche
4	1	7010.03.04	Etancon RH800, 70x35 BP-365P Leg RH800, 70x35 BP-365P
5	1	960D2015100MA	Vis hex. M20x1.5x100 Geomet Hex. Screw M20x1.5x100 Geomet
6	1	VJ 638	Ecrou HU M16 - 8 ZNBL - pas 150 Nut HU M16 - 8 ZNBL - thread 150
7	1	VJ 639	Ecrou HU M20 - 10 ZNBL - pas 150 Nut HU M20 - 10 ZNBL - thread 150

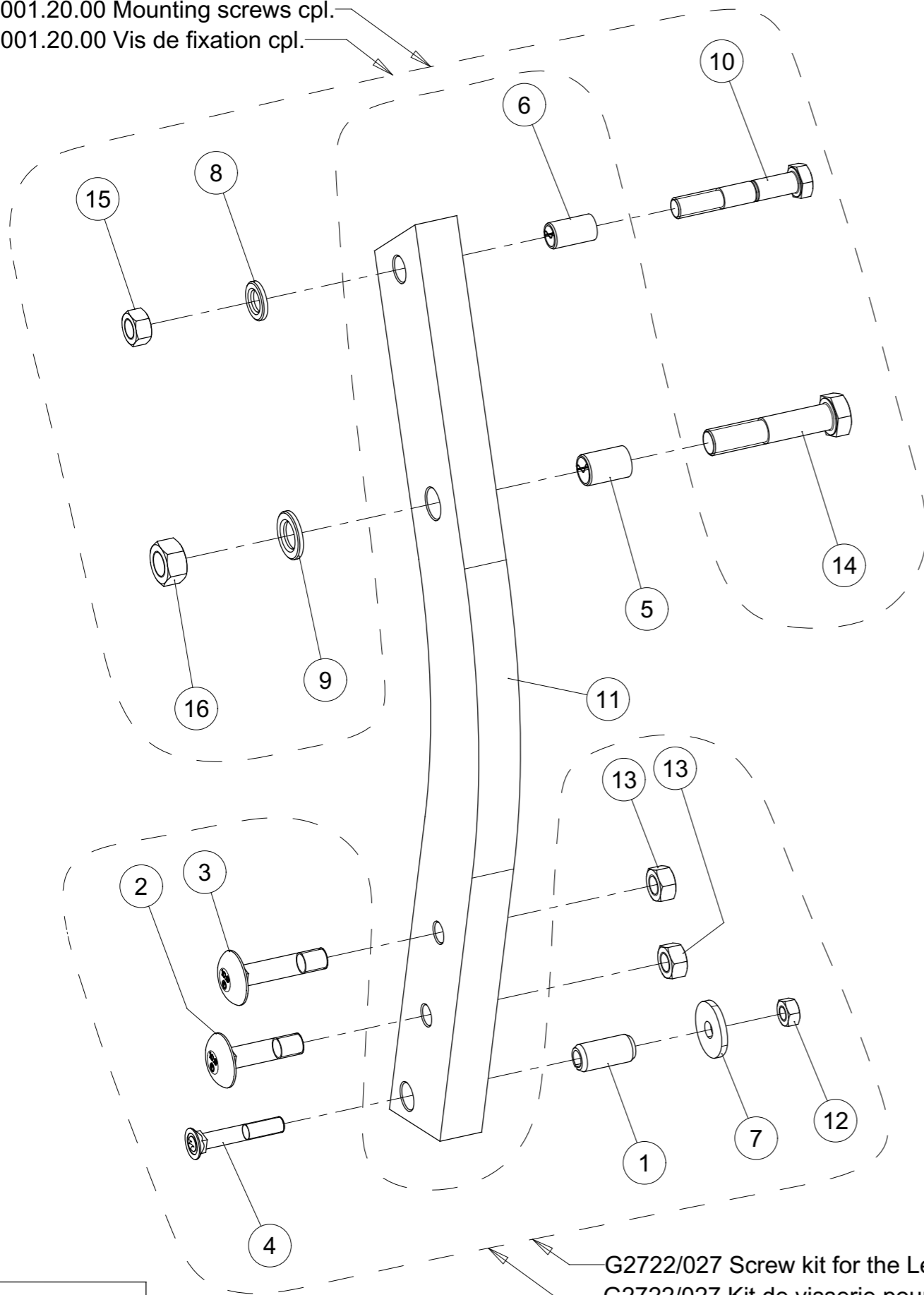


Tendille 80x35 RH800 cpl.

Leg 80x35 RH800 cpl.



7001.20.00 Mounting screws cpl.
7001.20.00 Vis de fixation cpl.



Index	Quantite	Reference	Designation
1	1	1481D2145	Goupille elastique 21 X 45 ISO8752 Spring Pin 21 X 45 ISO8752
2	1	2204.49.05	Vis M 16x65-10.9 Bolt M 16x65-10.9
3	1	2204.49.08	Vis M 16x75-10.9 Bolt M 16x75-10.9
4	1	2700.26.14	Vis a tête fraisée M 12 X 75-10.9 C sunk screw M 12 X 75-10.9
5	1	4789.05.11	Bagues acier Ø 24 x 20 x 35 Steel bushing Ø 24 x 20 x 35
6	1	4792.41.08	Bagues acier Ø 20 x 16 x 35 Steel bushing Ø 20 x 16 x 35
7	1	6436.60.03	Rondelle C-13 Washer C-13
8	1	6916D17A	Rondelle 17 EN14399-6 Z Washer 17 EN14399-6 Z
9	1	6916D21A	Rondelle 21 Z Washer 21 Z
10	1	7001.24.00	Vis Hex. M16x1.5x100 avec entaille Hex. Screw M16x1.5x100 with Notche
11	1	7010.12.01	Etançon RH 800, 80x35 Leg RH 800, 80x35
12	1	934D12M	Ecrou std H M12 - pas 175 Noir Nut std H M12 - thread 175 Noir
13	2	934D16NA	Ecrou std H M16 - pas 200 Zingue Nut std H M16 - thread 200 Zingue
14	1	960D2015100MA	Vis hex. M20x1.5x100 Geomet 12.9 Hex. Screw M20x1.5x100 Geomet 12.9
15	1	VJ 638	Ecrou HU M16 - 8 ZNBL - pas 150 Nut HU M16 - 8 ZNBL - thread 150
16	1	VJ 639	Ecrou HU M20 - 10 ZNBL - pas 150 Nut HU M20 - 10 ZNBL - thread 150

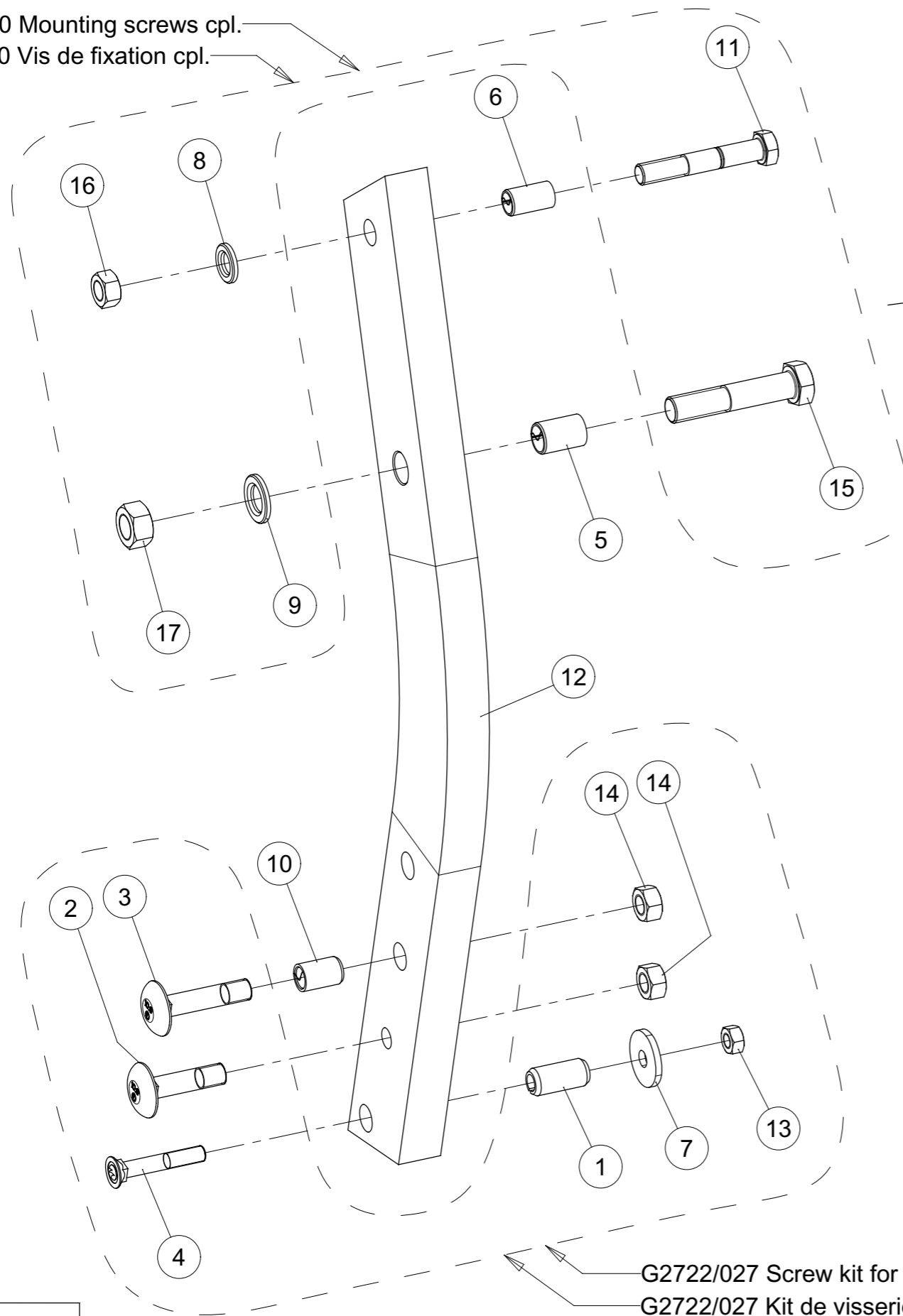
G2722/027 Screw kit for the Leg (thickness 35)
G2722/027 Kit de visserie pour tendille (épaisse 35)



Tendille 80x35 RH850 cpl.

Leg 80x35 RH850 cpl.

7001.20.00 Mounting screws cpl.
7001.20.00 Vis de fixation cpl.



Index	Quantite	Reference	Designation
1	1	1481D2145	Goupille elastique 21 X 45 ISO8752 Spring Pin 21 X 45 ISO8752
2	1	2204.49.05	Vis M 16x65-10.9 Bolt M 16x65-10.9
3	1	2204.49.08	Vis M 16x75-10.9 Bolt M 16x75-10.9
4	1	2700.26.14	Vis a tête fraisée M 12 X 75-10.9 C sunk screw M 12 X 75-10.9
5	1	4789.05.11	Bagues acier Ø 24 x 20 x 35 Steel bushing Ø 24 x 20 x 35
6	1	4792.41.08	Bagues acier Ø 20 x 16 x 35 Steel bushing Ø 20 x 16 x 35
7	1	6436.60.03	Rondelle C-13 Washer C-13
8	1	6916D17A	Rondelle 17 EN14399-6 Z Washer 17 EN14399-6 Z
9	1	6916D21A	Rondelle 21 Z Washer 21 Z
10	1	7001.15.00	Bagues acier Ø 21 x 16 x 32 Steel bushing Ø 21 x 16 x 32
11	1	7001.24.00	Vis Hex. M16x1.5x100 avec entaille Hex. Screw M16x1.5x100 with Notche
12	1	7010.13.01	Etancon 80x35 RH850 Leg 80x35 RH850
13	1	934D12M	Ecrou std H M12 - pas 175 Noir Nut std H M12 - thread 175 Noir
14	2	934D16NA	Ecrou std H M16 - pas 200 Zingue Nut std H M16 - thread 200 Zingue
15	1	960D2015100MA	Vis hex. M20x1.5x100 Geomet 12.9 Hex. Screw M20x1.5x100 Geomet 12.9
16	1	VJ 638	Ecrou HU M16 - 8 ZNBL - pas 150 Nut HU M16 - 8 ZNBL - thread 150
17	1	VJ 639	Ecrou HU M20 - 10 ZNBL - pas 150 Nut HU M20 - 10 ZNBL - thread 150

G2722/027 Screw kit for the Leg (thickness 35)

G2722/027 Kit de visserie pour tendille (épaisse 35)

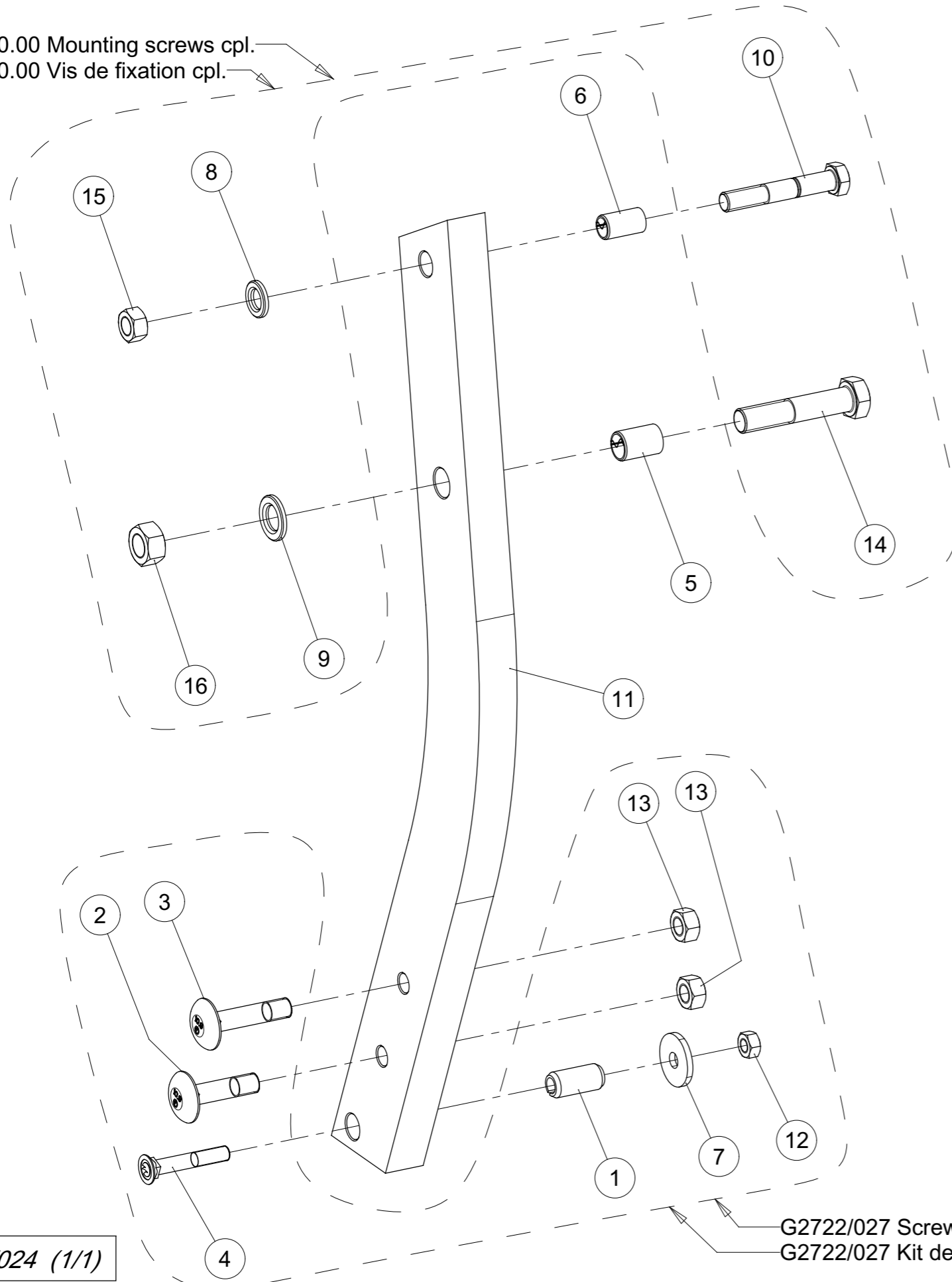


Tendille 80x35 RH900 cpl.

Leg 80x35 RH900 cpl.



7001.20.00 Mounting screws cpl.
7001.20.00 Vis de fixation cpl.



Index	Quantite	Reference	Designation
1	1	1481D2145	Goupille elastique 21 X 45 ISO8752 Spring Pin 21 X 45 ISO8752
2	1	2204.49.05	Vis M 16x65-10.9 Bolt M 16x65-10.9
3	1	2204.49.08	Vis M 16x75-10.9 Bolt M 16x75-10.9
4	1	2700.26.14	Vis a tête fraisée M 12 X 75-10.9 C sunk screw M 12 X 75-10.9
5	1	4789.05.11	Bagues acier Ø 24 x 20 x 35 Steel bushing Ø 24 x 20 x 35
6	1	4792.41.08	Bagues acier Ø 20 x 16 x 35 Steel bushing Ø 20 x 16 x 35
7	1	6436.60.03	Rondelle C-13 Washer C-13
8	1	6916D17A	Rondelle 17 EN14399-6 Z Washer 17 EN14399-6 Z
9	1	6916D21A	Rondelle 21 Z Washer 21 Z
10	1	7001.24.00	Vis Hex. M16x1.5x100 avec entaille Hex. Screw M16x1.5x100 with Notche
11	1	7010.12.03	Etançon RH 900, 80x35 Leg RH 900, 80x35
12	1	934D12M	Ecrou std H M12 - pas 175 Noir Nut std H M12 - thread 175 Noir
13	2	934D16NA	Ecrou std H M16 - pas 200 Zingue Nut std H M16 - thread 200 Zingue
14	1	960D2015100MA	Vis hex. M20x1.5x100 Geomet 12.9 Hex. Screw M20x1.5x100 Geomet 12.9
15	1	VJ 638	Ecrou HU M16 - 8 ZNBL - pas 150 Nut HU M16 - 8 ZNBL - thread 150
16	1	VJ 639	Ecrou HU M20 - 10 ZNBL - pas 150 Nut HU M20 - 10 ZNBL - thread 150

G7010/024 (1/1)

G2722/027 Screw kit for the Leg (thickness 35)
G2722/027 Kit de visserie pour tendille (épaisse 35)

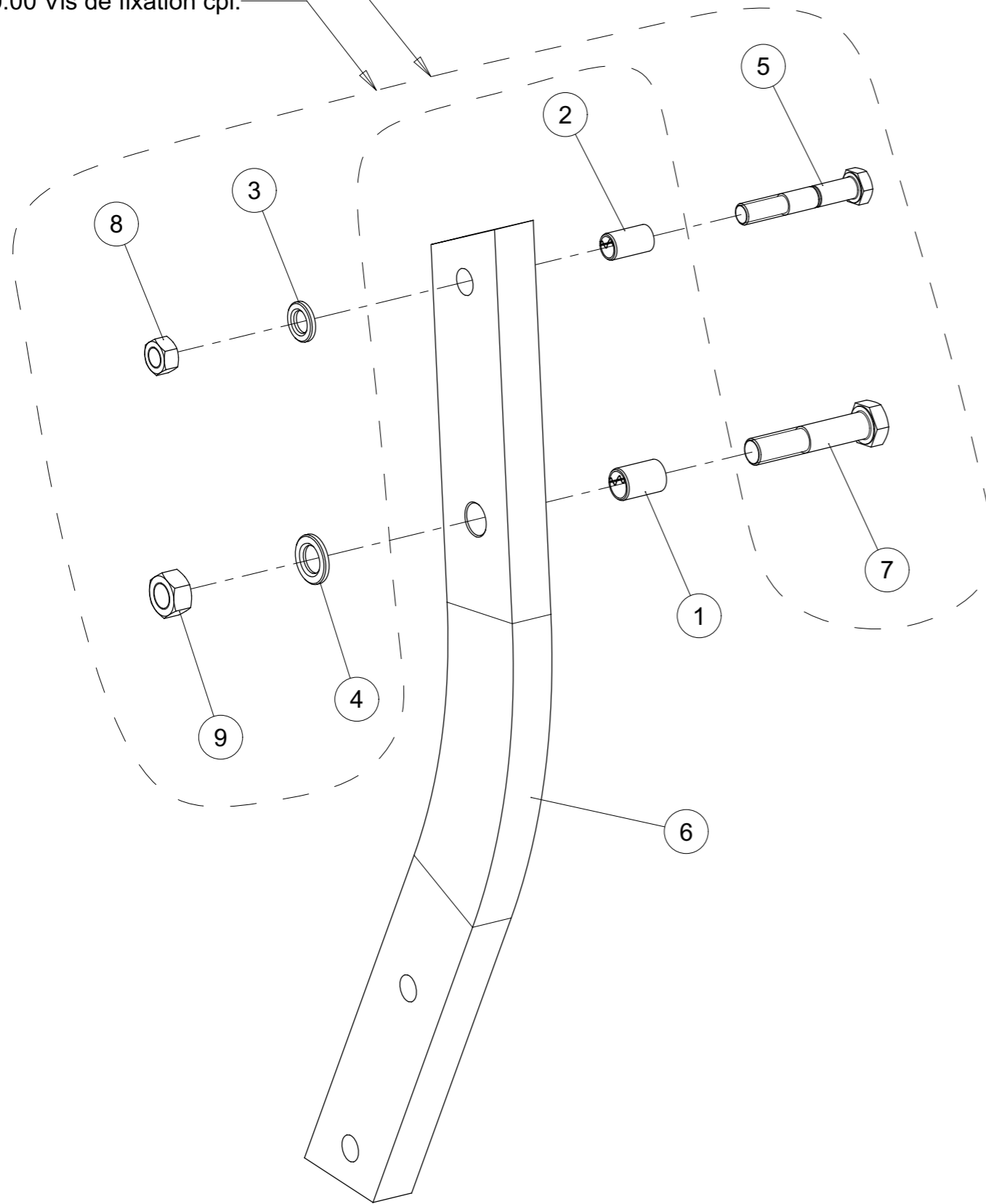


Tendille 80x35 RH850 BP365P cpl.

Leg 80x35 RH850 BP365P cpl.

7001.20.00 Mounting screws cpl.

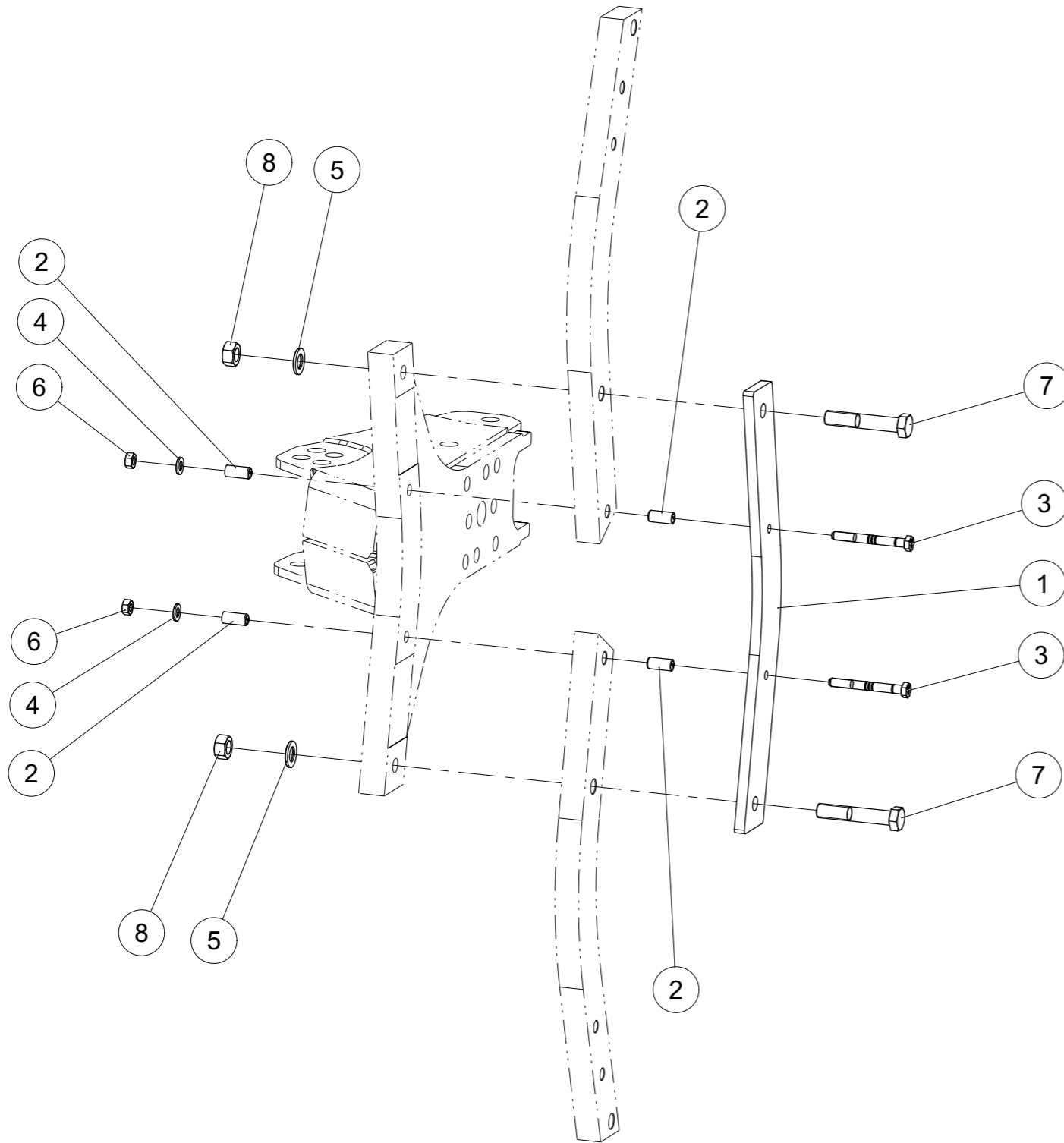
7001.20.00 Vis de fixation cpl.



Index	Quantite	Reference	Designation
1	1	4789.05.11	Bagues acier Ø 24 x 20 x 35 Steel bushing Ø 24 x 20 x 35
2	1	4792.41.08	Bagues acier Ø 20 x 16 x 35 Steel bushing Ø 20 x 16 x 35
3	1	6916D17A	Rondelle 17 EN14399-6 Z Washer 17 EN14399-6 Z
4	1	6916D21A	Rondelle 21 Z Washer 21 Z
5	1	7001.24.00	Vis Hex. M16x1.5x100 avec entaille Hex. Screw M16x1.5x100 with Notche
6	1	7010.13.02	Etancon 80x35 RH850 Leg 80x35 RH850
7	1	960D2015100MA	Vis hex. M20x1.5x100 Geomet 12.9 Hex. Screw M20x1.5x100 Geomet 12.9
8	1	VJ 638	Ecrou HU M16 - 8 ZNBL - pas 150 Nut HU M16 - 8 ZNBL - thread 150
9	1	VJ 639	Ecrou HU M20 - 10 ZNBL - pas 150 Nut HU M20 - 10 ZNBL - thread 150



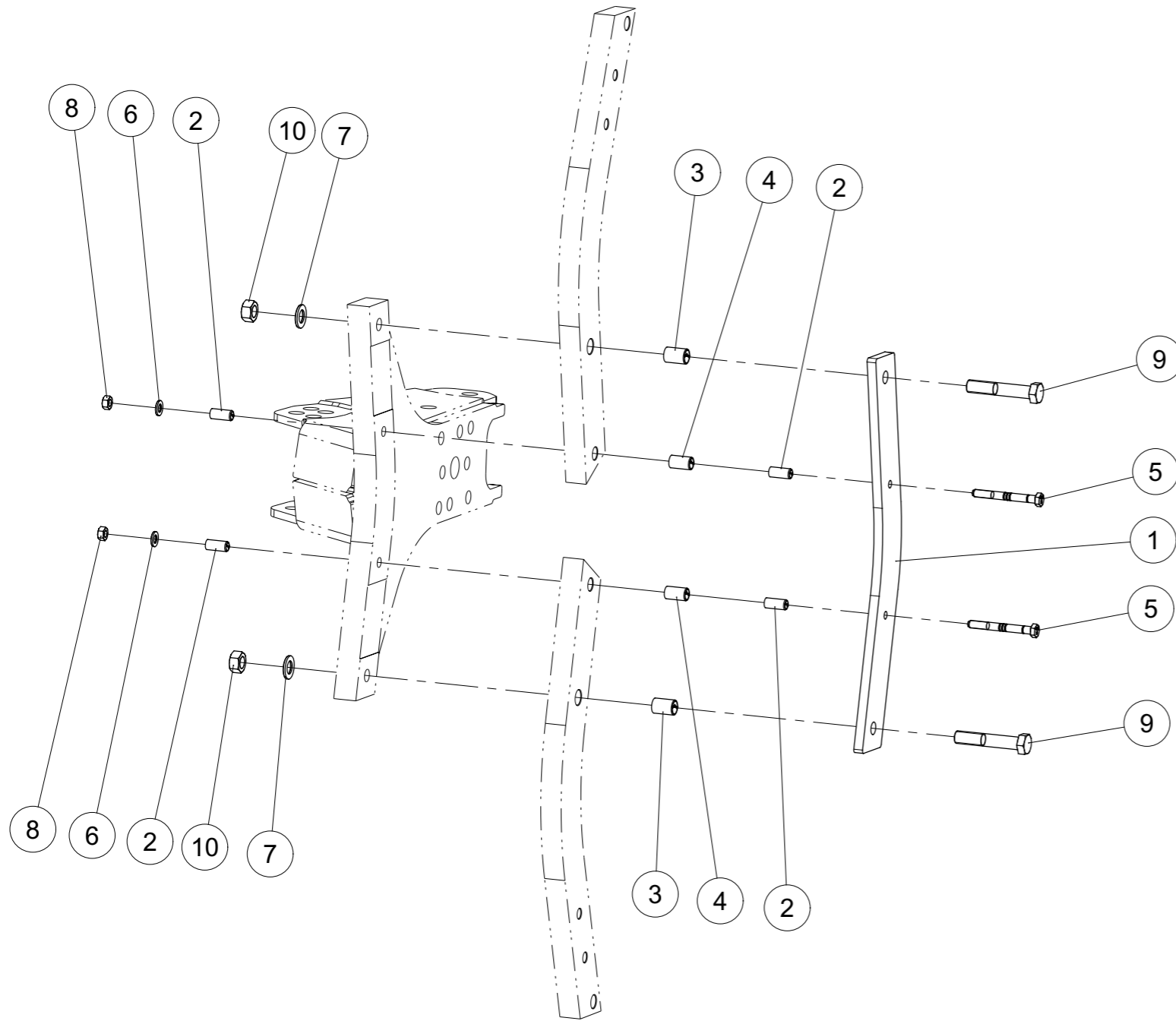
Montage kit renfort vis Ø12 / tendille 70
Assembly reinforcement console / Leg 70



Index	Quantite	Reference	Designation
1	1	4789.05.07	Fixation bracket, safety reinforcement Chape fixation pour renforcement securité
2	4	4789.05.09	Bagues acier Ø 16 x 12 x 35 Steel bushing Ø 16 x 12 x 35
3	2	4805.01.86	Vis HM12x110 rainurée 12.9 Screw HM12x110 grooved 12.9
4	2	6916D13A	Rondelle 13 EN14399-6 Z Washer 13 EN14399-6 Z
5	2	6916D21A	Rondelle 21 Z Washer 21 Z
6	2	934D12NA	Ecrou std H M12 - pas 175 Zingue Nut std H M12 - thread 175 Zingue
7	2	960D2015110NA	Vis hex. M20x1.5x110 ZNBL 10.9 Hex. Screw M20x1.5x110 ZNBL 10.9
8	2	VJ 639	Ecrou HU M20 - 10 ZNBL - pas 150 Nut HU M20 - 10 ZNBL - thread 150



Montage kit vis Ø12 tendille 80
Assembly kit screw Ø12 Leg 80



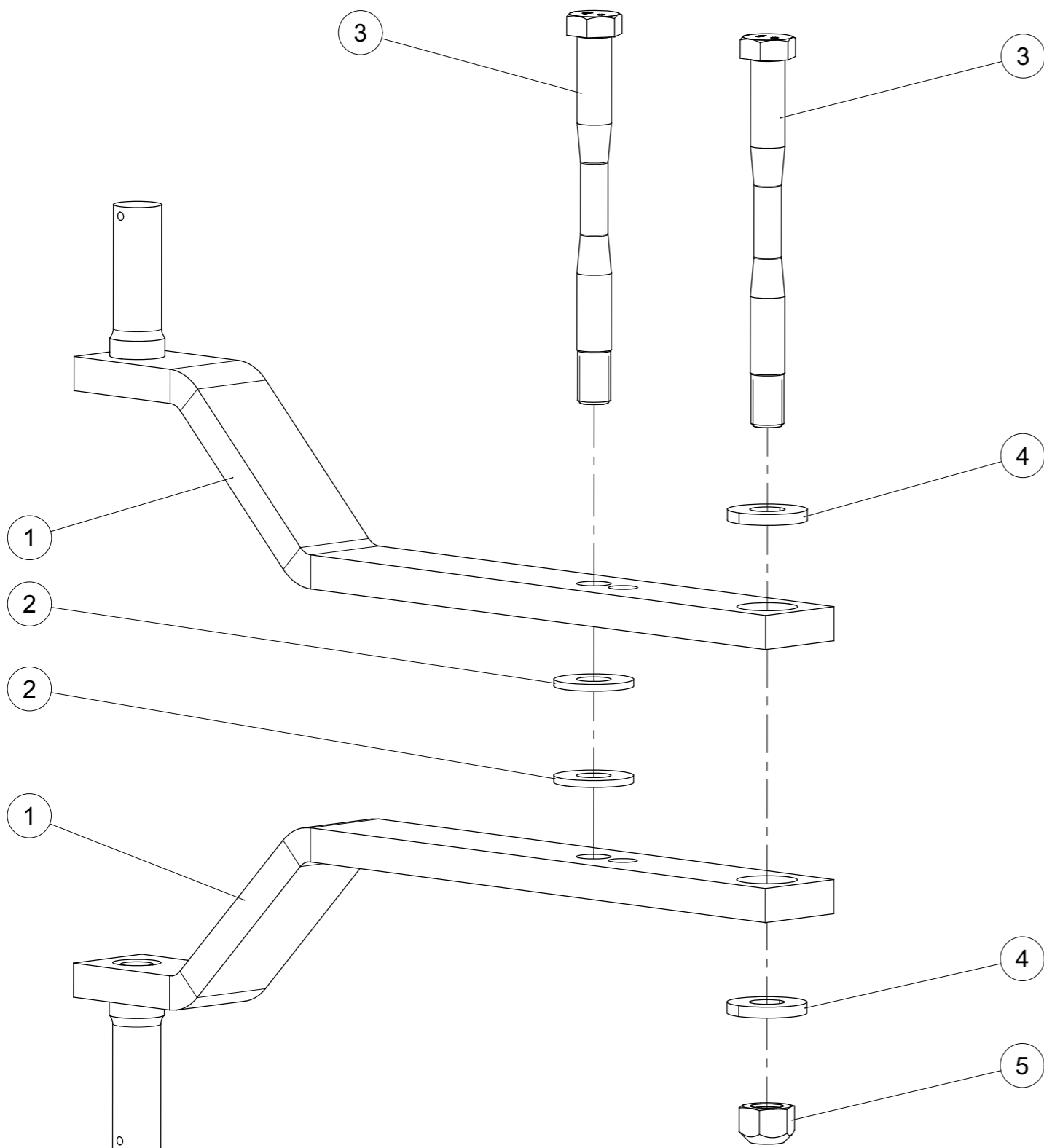
Index	Quantite	Reference	Designation
1	1	4789.05.07	Fixation bracket, safety reinforcement Chape fixation pour renforcement securité
2	4	4789.05.09	Bagues acier Ø 16 x 12 x 35 Steel bushing Ø 16 x 12 x 35
3	2	4789.05.11	Bagues acier Ø 24 x 20 x 35 Steel bushing Ø 24 x 20 x 35
4	2	4792.41.08	Bagues acier Ø 20 x 16 x 35 Steel bushing Ø 20 x 16 x 35
5	2	4805.01.86	Vis HM12x110 rainurée 12.9 Screw HM12x110 grooved 12.9
6	2	6916D13A	Rondelle 13 EN14399-6 Z Washer 13 EN14399-6 Z
7	2	6916D21A	Rondelle 21 Z Washer 21 Z
8	2	934D12NA	Ecrou std H M12 - pas 175 Zingue Nut std H M12 - thread 175 Zingue
9	2	960D2015110NA	Vis hex. M20x1.5x110 ZNBL 10.9 Hex. Screw M20x1.5x110 ZNBL 10.9
10	2	VJ 639	Ecrou HU M20 - 10 ZNBL - pas 150 Nut HU M20 - 10 ZNBL - thread 150



Support coudre circulaire longue 140 cpl.

Disc bracket long 140 cpl.

Index	Quantite	Reference	Designation
1	2	4788.08.06	Support coudre circulaire Disc bracket
2	2	4788.08.97	Rondelle D25/58 Zinguée Washer D25/58 Zinc
3	2	4789.10.06	Vis d'ajustage M24x270 - 10.9 zinc Fitted bold M24x270 - 10.9 zinc
4	2	6439.08.01	Rondelle D25/58 C-253 Zinguée Washer D25/58 C-253 Zinc
5	1	980DV24PA	Ecrou M24 ZNBL 8.8 Nut M24 Zinc 8.8

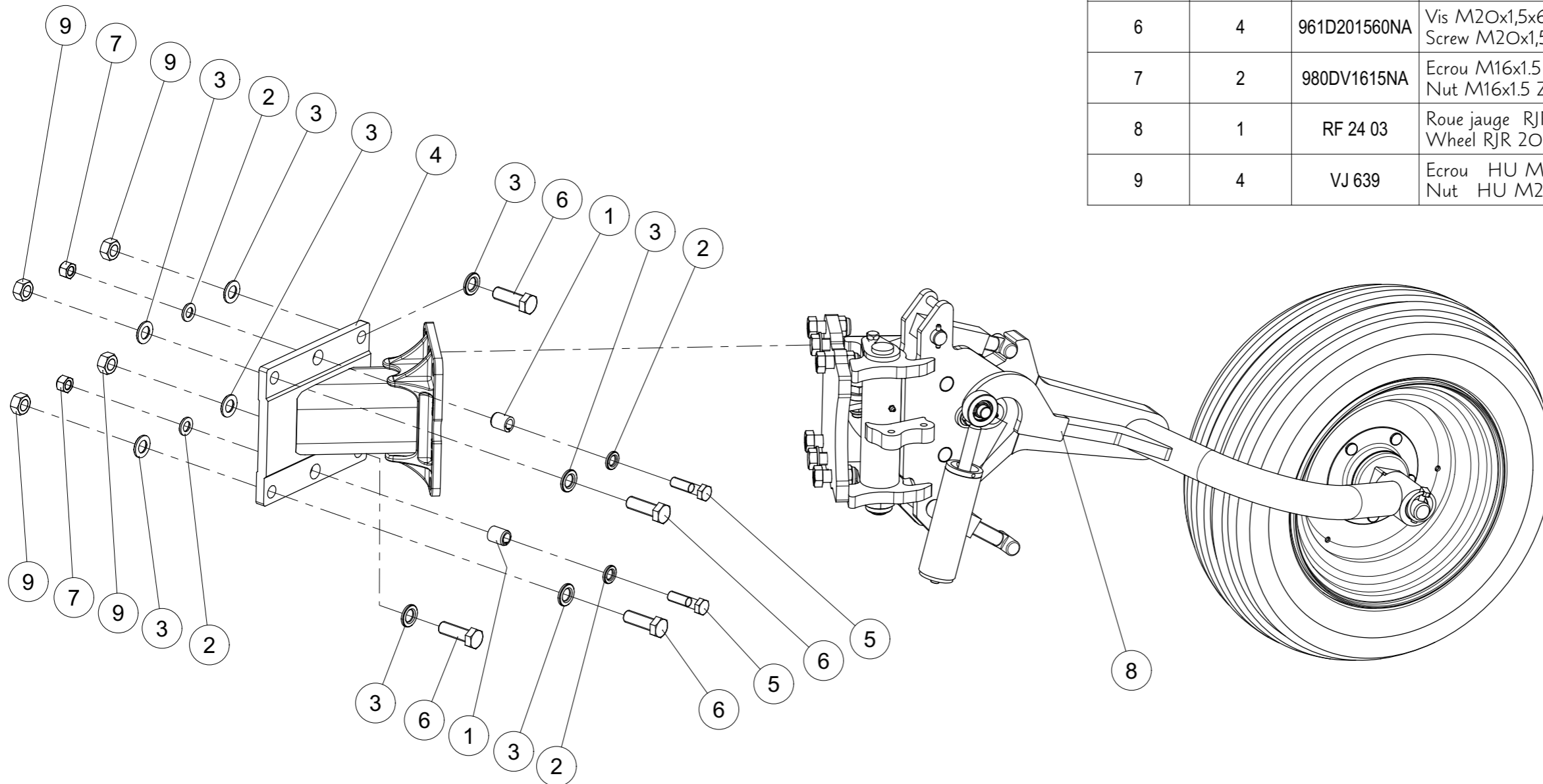




Roue 200/60x14,5 cadre 140
Wheel 200/60x14,5 frame 140



Index	Quantite	Reference	Designation
1	2	4723.00.03	Bagues acier Ø 25 x 17 x 30 Steel bushing Ø 25 x 17 x 30
2	4	6916D17A	Rondelle 17 EN14399-6 Z Washer 17 EN14399-6 Z
3	8	6916D21A	Rondelle 21 Z Washer 21 Z
4	1	7513.49.81	Rallonge de roue soudée 140 Welded wheel extension 140
5	2	960D161560MA	Vis hex. M16x1,5x60 Geomet 12.9 Hex. Screw M16x1.5x60 Geomet 12.9
6	4	961D201560NA	Vis M20x1,5x60 ISO8676-10.9 Z Screw M20x1.5x60 ISO8676-10.9 Z
7	2	980DV1615NA	Ecrou M16x1.5 ZNBL 10.9 Nut M16x1.5 Zinc 10.9
8	1	RF 24 03	Roue jauge RJR 200x14,5 Wheel RJR 200x14.5
9	4	VJ 639	Ecrou HU M20 - 10 ZNBL - pas 150 Nut HU M20 - 10 ZNBL - thread 150



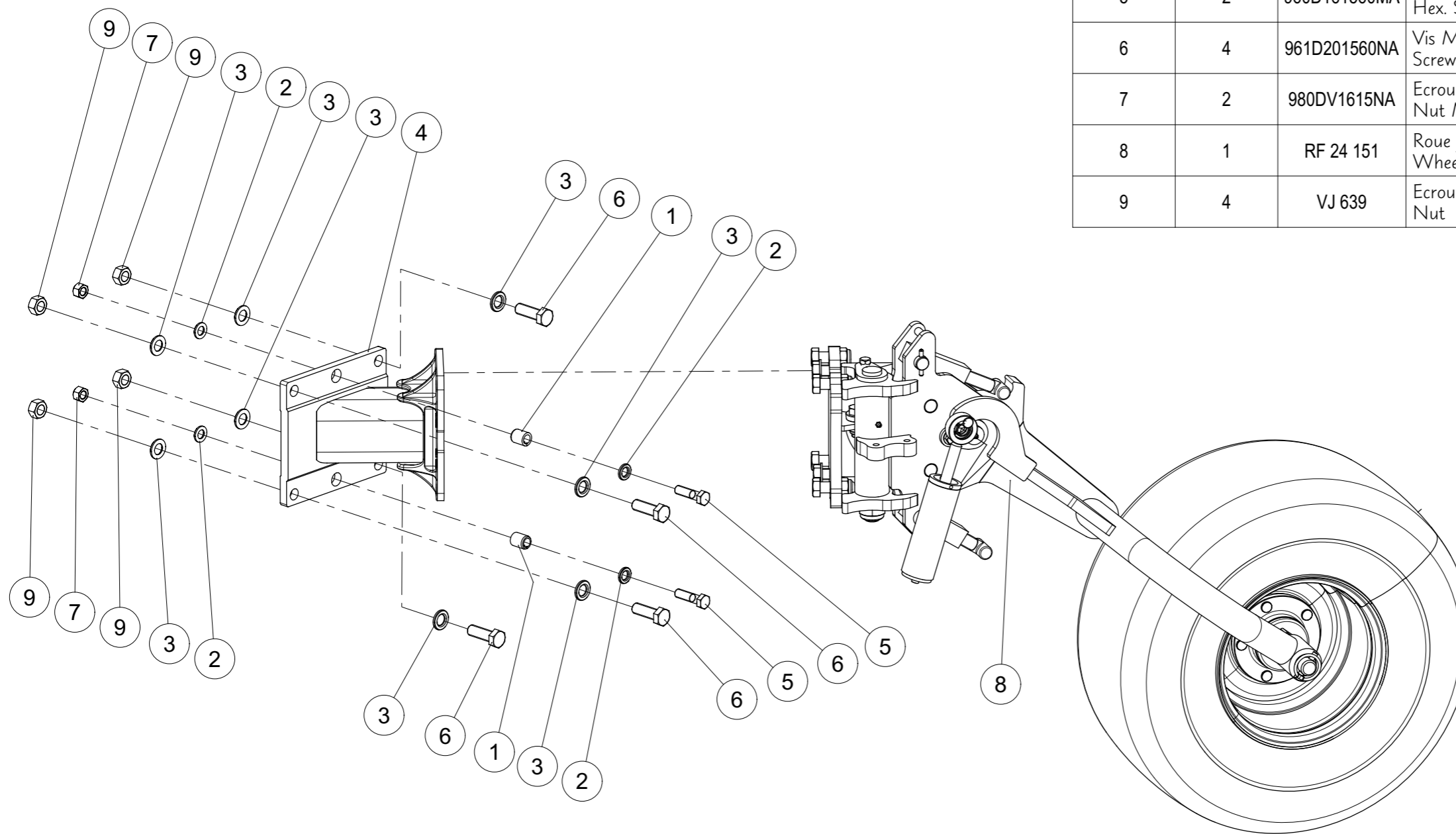


Roue 320/60-12 caisson 140

Wheel 320/60-12 frame 140



Index	Quantite	Reference	Designation
1	2	4723.00.03	Bagues acier Ø 25 x 17 x 30 Steel bushing Ø 25 x 17 x 30
2	4	6916D17A	Rondelle 17 EN14399-6 Z Washer 17 EN14399-6 Z
3	8	6916D21A	Rondelle 21 Z Washer 21 Z
4	1	7513.49.81	Rallonge de roue soudée 140 Welded wheel extension 140
5	2	960D161560MA	Vis hex. M16x1,5x60 Geomet 12.9 Hex. Screw M16x1,5x60 Geomet 12.9
6	4	961D201560NA	Vis M20x1,5x60 ISO8676-10.9 Z Screw M20x1,5x60 ISO8676-10.9 Z
7	2	980DV1615NA	Ecrou M16x1.5 ZNBL 10.9 Nut M16x1.5 Zinc 10.9
8	1	RF 24 151	Roue jauge RJR 320/60-12 / R4-R7 Wheel RJR 320/60-12 / R4-R7
9	4	VJ 639	Ecrou HU M20 - 10 ZNBL - pas 150 Nut HU M20 - 10 ZNBL - thread 150



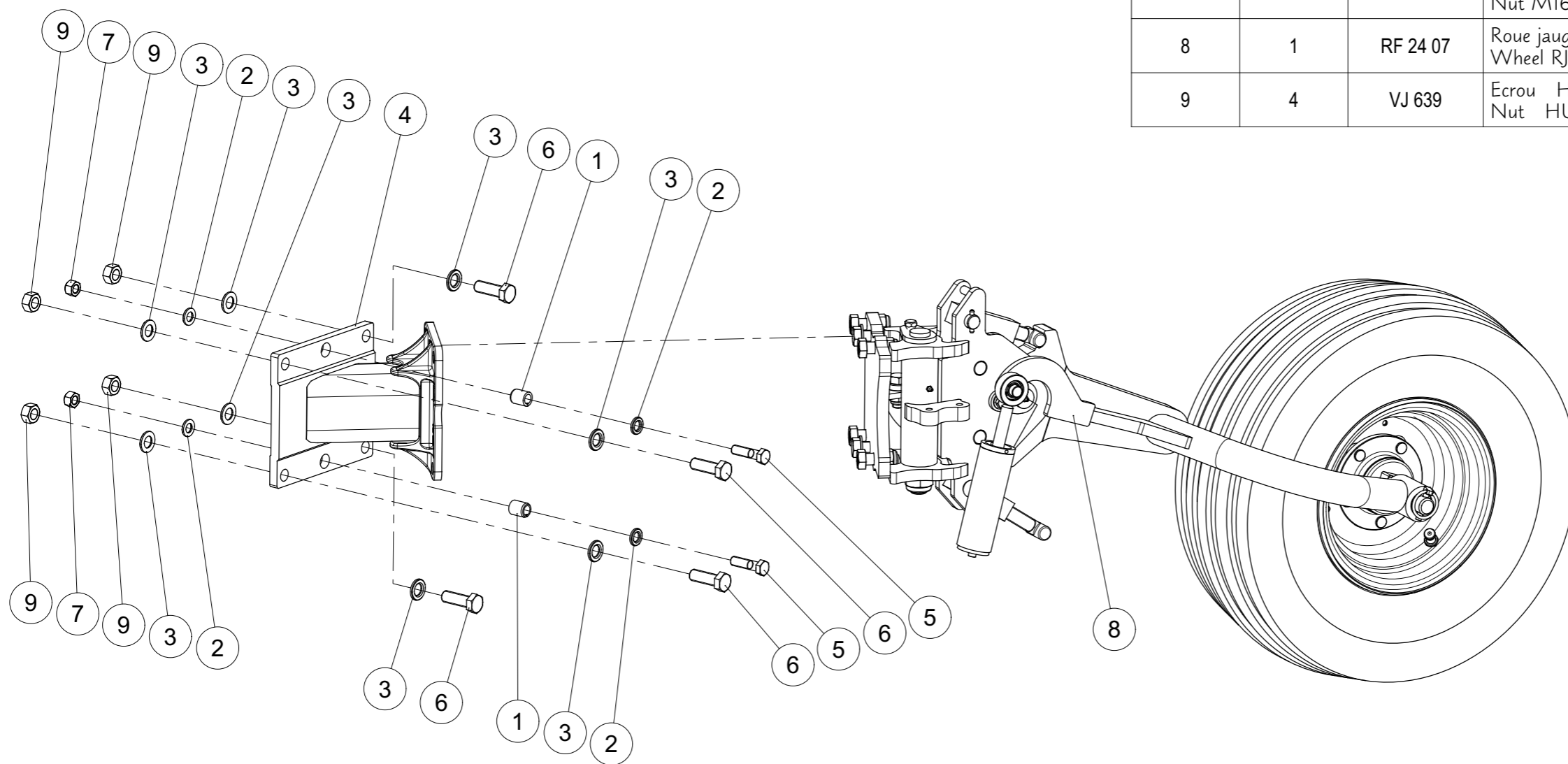


Roue 10/75-12 caisson 140

Wheel 10/75-12 frame 140

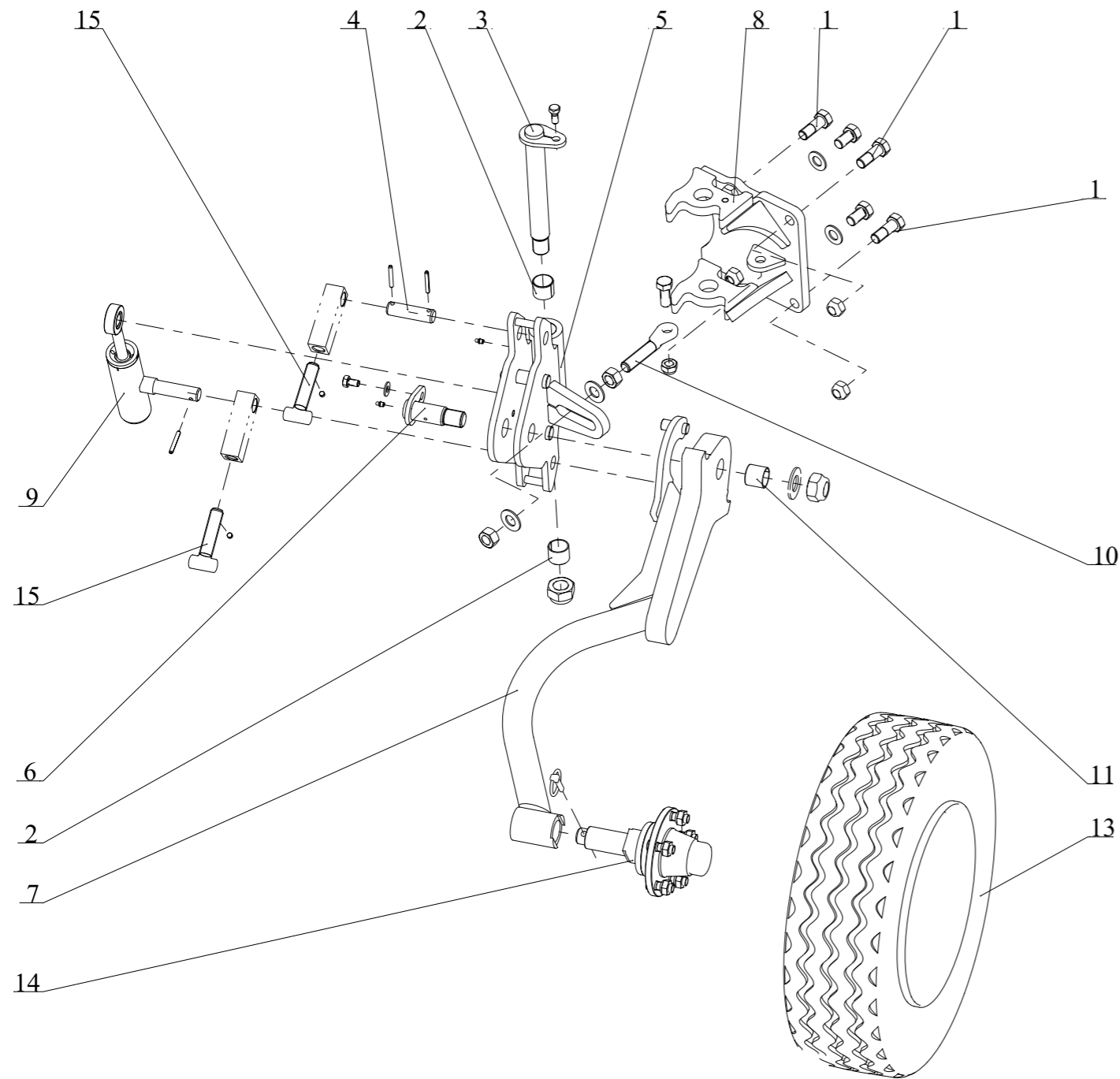


Index	Quantite	Reference	Designation
1	2	4723.00.03	Bagues acier Ø 25 x 17 x 30 Steel bushing Ø 25 x 17 x 30
2	4	6916D17A	Rondelle 17 EN14399-6 Z Washer 17 EN14399-6 Z
3	8	6916D21A	Rondelle 21 Z Washer 21 Z
4	1	7513.49.81	Rallonge de roue soudée 140 Welded wheel extension 140
5	2	960D161560MA	Vis hex. M16x1,5x60 Geomet 12.9 Hex. Screw M16x1,5x60 Geomet 12.9
6	4	961D201560NA	Vis M20x1,5x60 ISO8676-10.9 Z Screw M20x1,5x60 ISO8676-10.9 Z
7	2	980DV1615NA	Ecrou M16x1.5 ZNBL 10.9 Nut M16x1.5 Zinc 10.9
8	1	RF 24 07	Roue jauge RJR 10.0/75-12 Wheel RJR 10.0/75-12
9	4	VJ 639	Ecrou HU M20 - 10 ZNBL - pas 150 Nut HU M20 - 10 ZNBL - thread 150





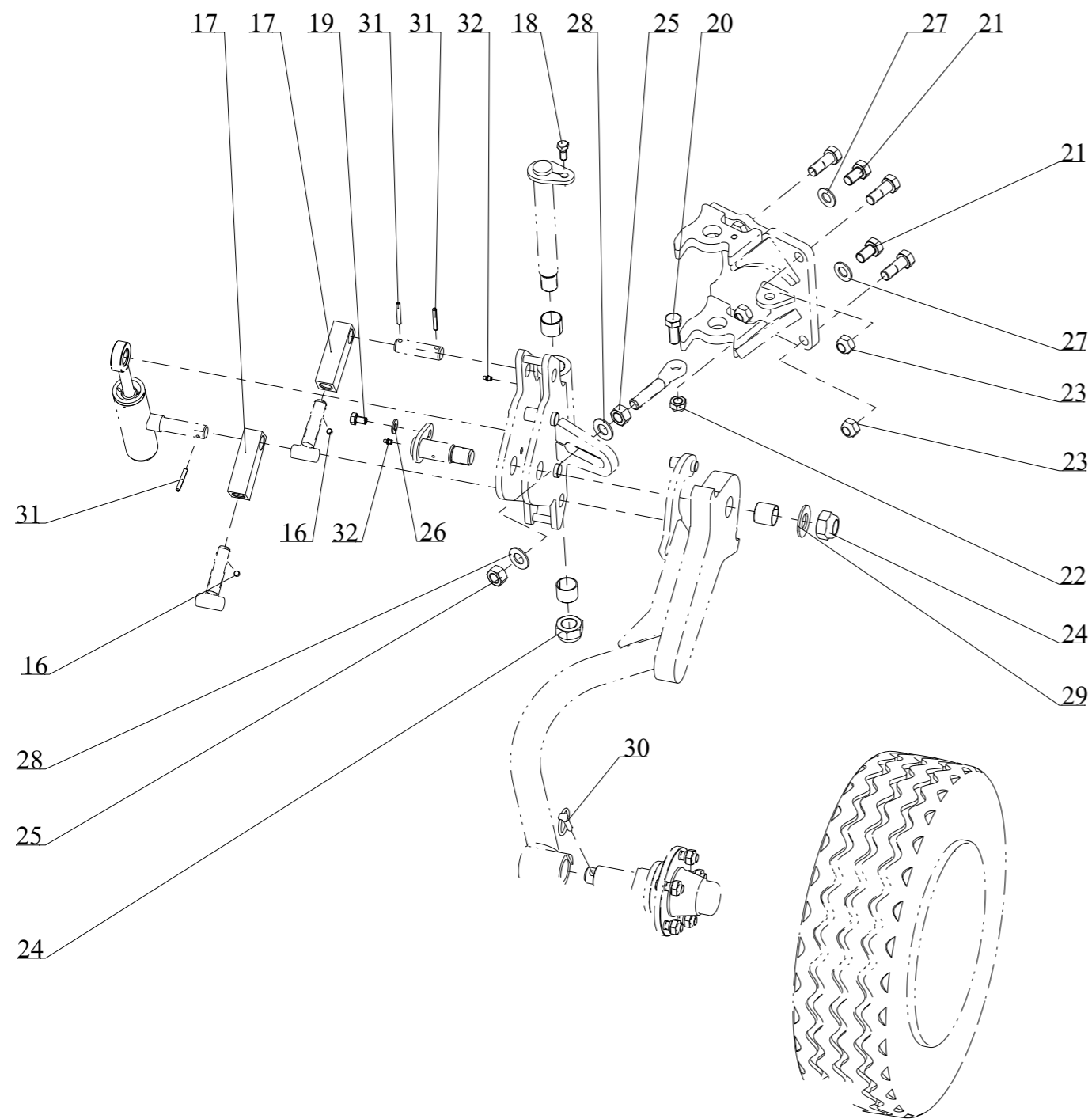
Roue jauge RJR / Charrue portée
Wheel RJR / Plough cultivation



Repere	Quantite	Reference	Designation
1	4	1 116 169	Vis H M20x55 - 10.9 ZNBL, filet /27 mm Screw H M20x55 - 10.9 ZNBL, thread /27 mm
2	2	1 118 817	Bague acier Dia 35x39 Lg=30 Bush steel Dia 35x39 Lg=30
3	1	1 291 101	Axe vertical d'orientation RJR - Dia 35, lg. : 290 mm, pas 2.00 Pivot pin RJR - Dia 35, lg. : 290 mm, thread 2.00
4	1	1 291 121	Axe de butee sur roue RJR - Dia 25, lg. : 90 mm Adjuster pin RJR wheel - Dia 25, lg. : 90 mm
5	1	1 291 123	Chape pivotante de roue RJR-AR Swivel wheel bracket RJR-AR
6	1	1 291 124	Axe pivot montant de roue RJR - Dia 35, lu.:62 mm, M30x2.00 Wheel axel pivot RJR - Dia 35, lu. : 62 mm, M30x2.00
7	1	1 291 135	Montant de roue RJR Wheel mounting arm plate RJR
8	1	1 291 136	Support de roue RJR Wheel mounting bracket RJR
9	1	1 291 166	Amortisseur de roue - Dia 50 x 20, C. : 110 mm Shock absorber 50x20 Stroke110 New
10	1	172 304	Tirant de réglage de pic - M22, ep. : 11 mm Eye bolt - M22, thick. : 11 mm
11	1	198 521	Bague acier Dia 35x39 Lg=35 Bush steel Dia 35x39 Lg=35
13	1	198 709	Roue complete - 700 x 12, 5 trous Complete wheel - 700 x 12, 5 studs
-	1	1993 216 D	Roue complete - 320/60-12, 5 trous Complete wheel - 320/60-12, 5 studs
-	1	198 711	Roue complete 200/60 X 14.5 (jante 5 trous) CPL. wheel 200/60x14,5 5-Stud
-	1	198 727	Roue complete - 10.0/75-12, jante 5 trous Complete wheel 10.0/75-12, rim 5-studs
14	1	198 813	Moyeu de roue complet usine - 505A, 5 trous Complete machined wheel hub - 505A, 5 studs
15	2	198 913	Butee de terrage M24 x 120 'T' adjuster on land RJR - M24, lg. : 120 mm



Roue jauge RJR / Charrue portée Wheel RJR / Plough cultivation



Repere	Quantite	Reference	Designation
16	2	198 914	Frein plastique de la butee Adjuster plastic lock
17	2	198 931	Ecrou de butee RJR 35x35 lg.125 M24 Barrel nut RJR - square 35, M24, lg. : 125 mm
18	1	VI 24 33	Vis H conique M12x22 lg. : 36 classe 8.8 Screw H conical M12x22 lg. : 36
19	1	VI 41 02	Vis H M12x 20 - 8.8 ZNBL Screw H M12x 20 - 8.8 ZNBL
20	1	VI 44 04	Vis H M18x 45 - 8.8 ZNBL Screw H M18x 45 - 8.8 ZNBL
21	2	VI 45 01	Vis H M20x 35 - 8.8 ZNBL Screw H M20x 35 - 8.8 ZNBL
22	1	VJ 325	Ecrou frein std H M 18 - 8 ZNBL Nyloc nut std H M 18 - 8 ZNBL
23	4	VJ 327	Ecrou frein std H M 20 - 8 ZNBL Nyloc nut std H M 20 - 8 ZNBL
24	2	VJ 335	Ecrou frein std H M 30 - 8 ZNBL - pas 200 Nyloc nut std H M 30 - 8 ZNBL - thread 200
25	2	VJ 620	Ecrou HU M22 - 8 ZNBL Nut HU M22 - 8 ZNBL
26	1	VK 504	Rondelle plate MU12 ZNBL Flat washer MU12 ZNBL
27	2	VK 508	Rondelle plate MU20 ZNBL Flat washer MU20 ZNBL
28	2	VK 509	Rondelle plate MU22 ZNBL Flat washer MU22 ZNBL
29	1	VK 513	Rondelle plate MU30 ZNBL Flat washer MU30 ZNBL
30	1	VL 105	Goupille "Clips-surete" Dia10 Z Lynch pin "Clips-surete" Dia10 Z
31	3	VL 219	Goupille elastique epaisse - 7x50 mm Thick roll pin - 7x50 mm
32	2	VM 201	Graisseur droit - M8, pas125 Grease nipple - M8, thread125

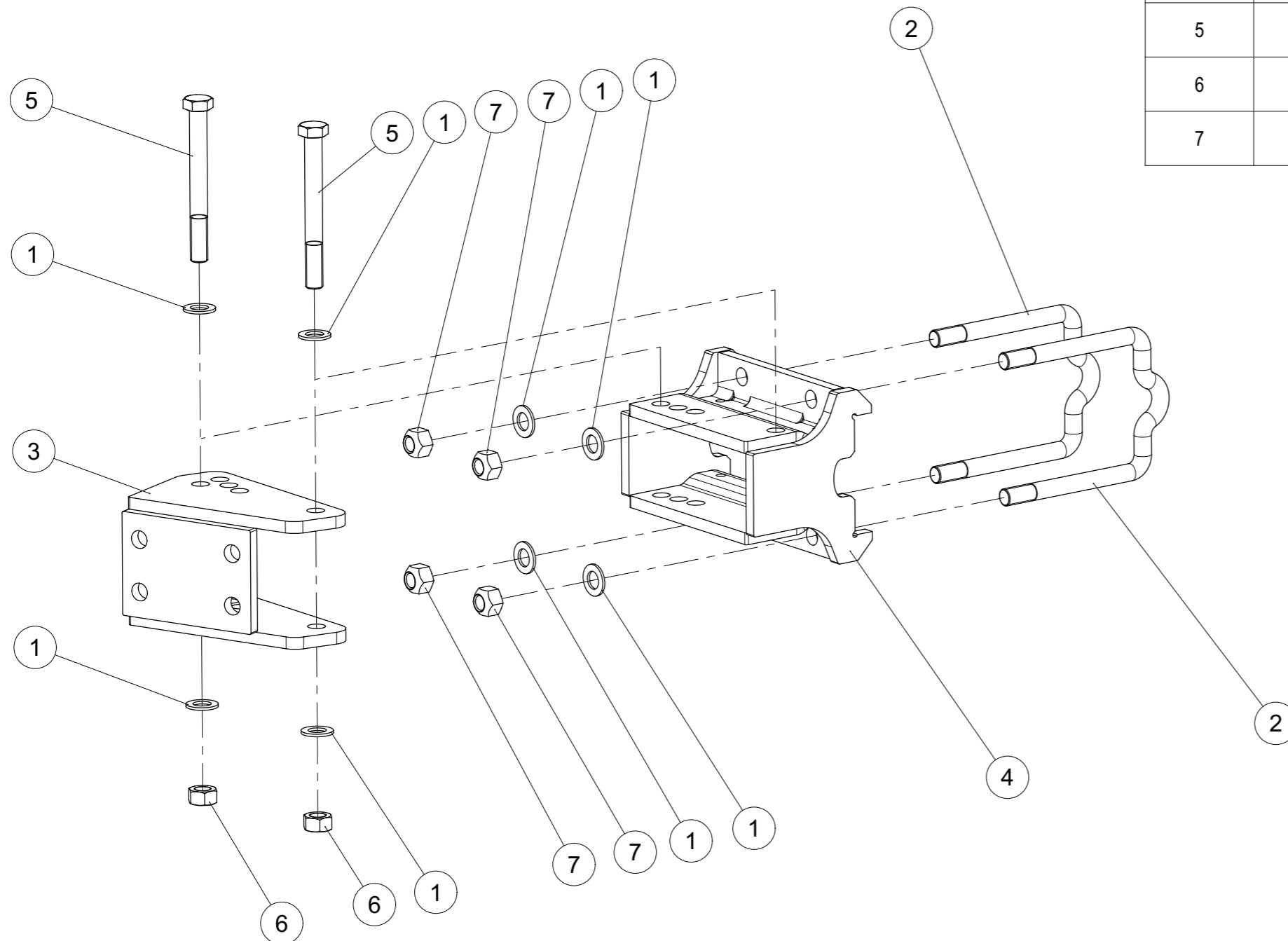


Support de roue 140 cpl.

Wheel bracket 140 cpl.

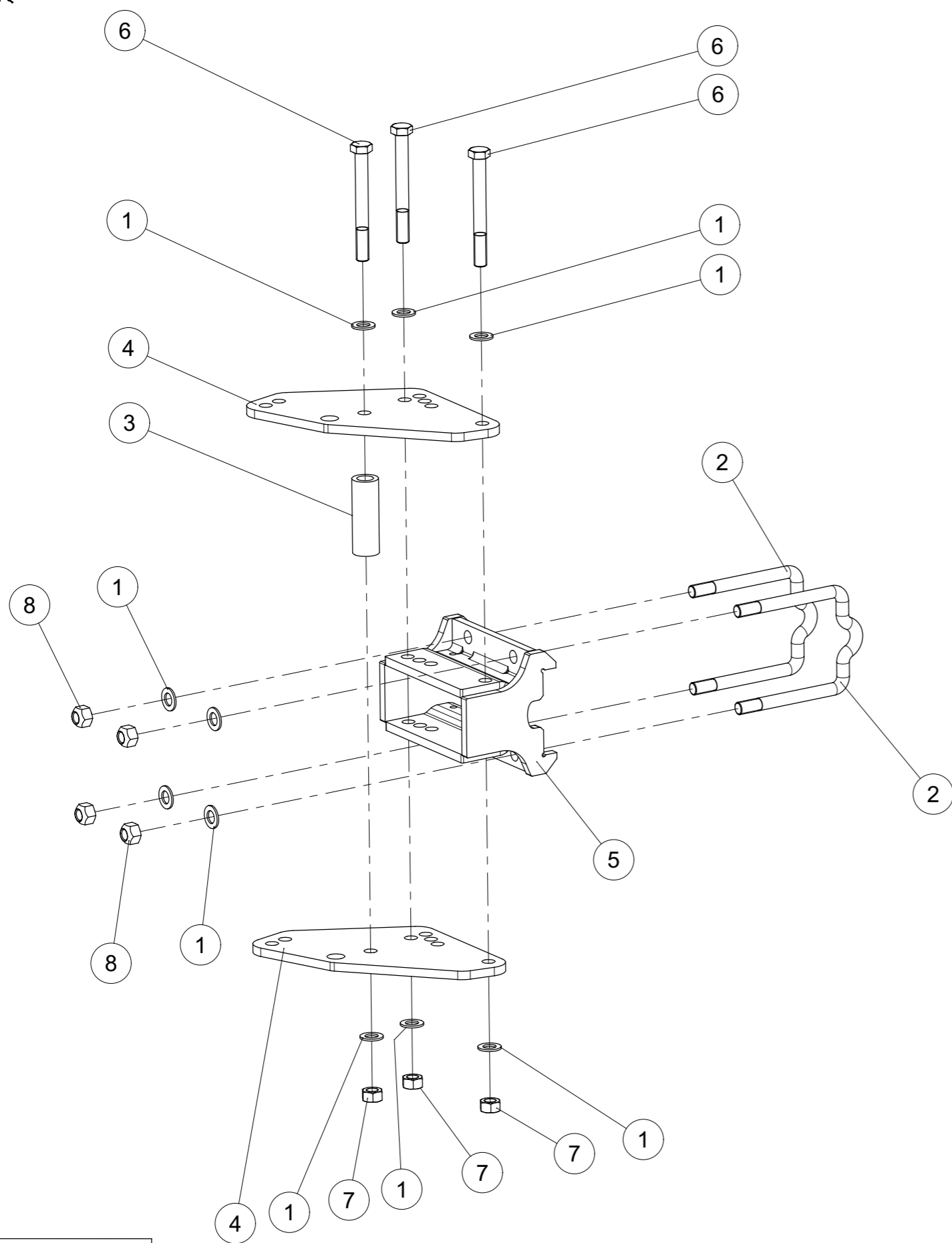


Index	Quantite	Reference	Designation
1	8	125DA21A	Rondelle A 21 ISO7089 ZNBL Washer A 21 ISO7089 Zinc.
2	2	4777.29.03	Bride MC-20 X 161 X 190 Gross section MC-20 X 161 X190
3	1	4788.35.01	Support roue de terrage Bracket depth wheel
4	1	4789.19.01	Support de roue 140 Wheel bracket 140
5	2	931D20180PA	Vis H M20 x 180 ZNBL 8.8 Hex. Screw M20 x 180 Zinc 8.8
6	2	934D20PA	Ecrou std H M20 - pas 250 Zingue Nut std H M20 - thread 250 Zingue
7	4	980DV20PA	Ecrou M20 ZNBL 8.8 Nut M20 Zinc 8.8





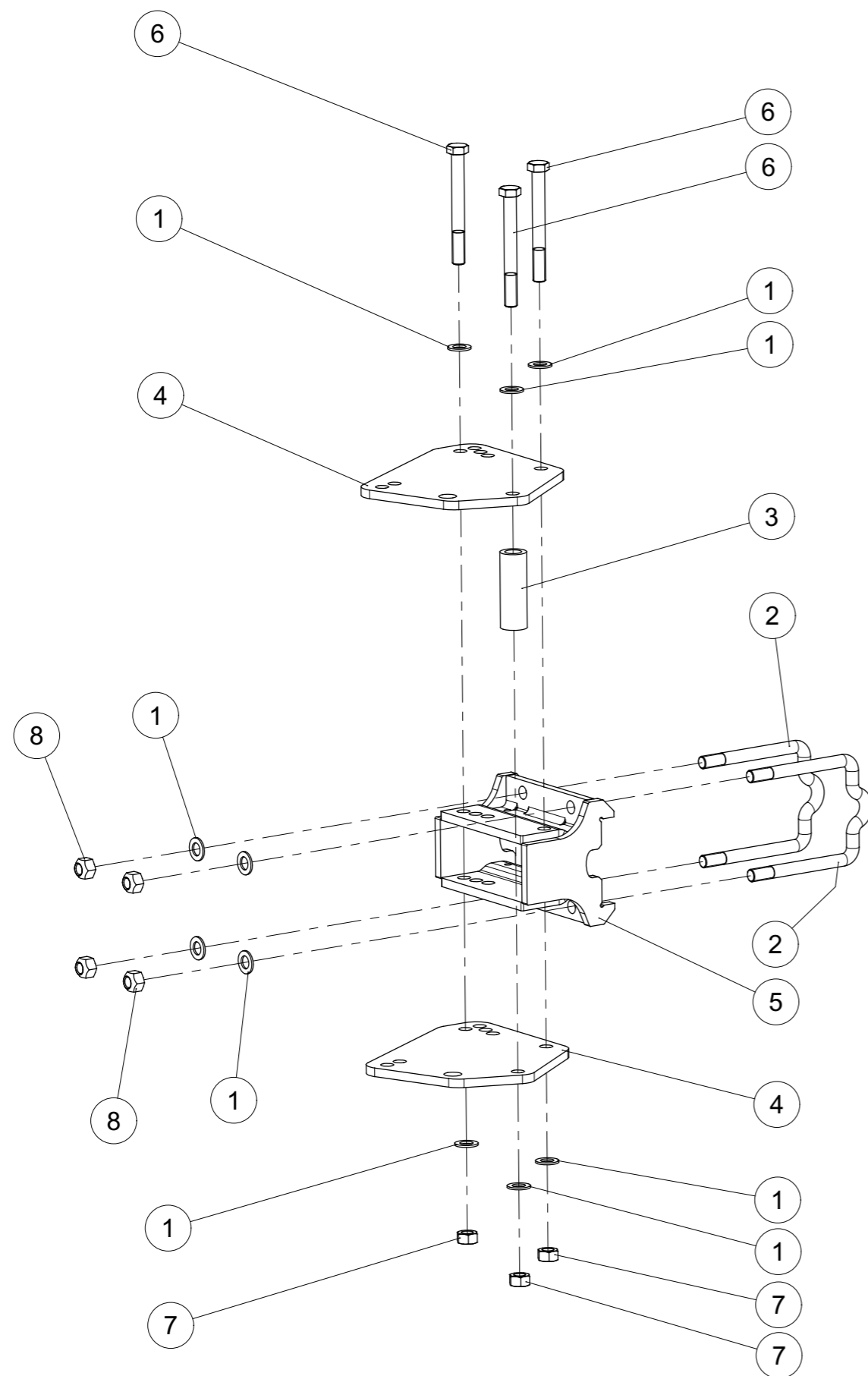
Support roue combinée cpl.
Bracket for combi wheel 140 cpl.




Index	Quantite	Reference	Designation
1	10	125DA21A	Rondelle A 21 ISO7089 ZNBL Washer A 21 ISO7089 Zinc.
2	2	4777.29.03	Bride MC-20 X 161 X 190 Gross section MC-20 X 161 X190
3	1	4788.21.06	Entretoise 42.4/23.9x123 Spacer tube 42.4/23.9x123
4	2	4788.21.12	Support roue combi Bracket combi wheel
5	1	4789.19.01	Support de roue 140 Wheel bracket 140
6	3	931D20180PA	Vis H M20 x 180 ZNBL 8.8 Hex. Screw M20 x 180 Zinc 8.8
7	3	934D20PA	Ecrou std H M20 - pas 250 Zingue Nut std H M20 - thread 250 Zingue
8	4	980DV20PA	Ecrou M20 ZNBL 8.8 Nut M20 Zinc 8.8



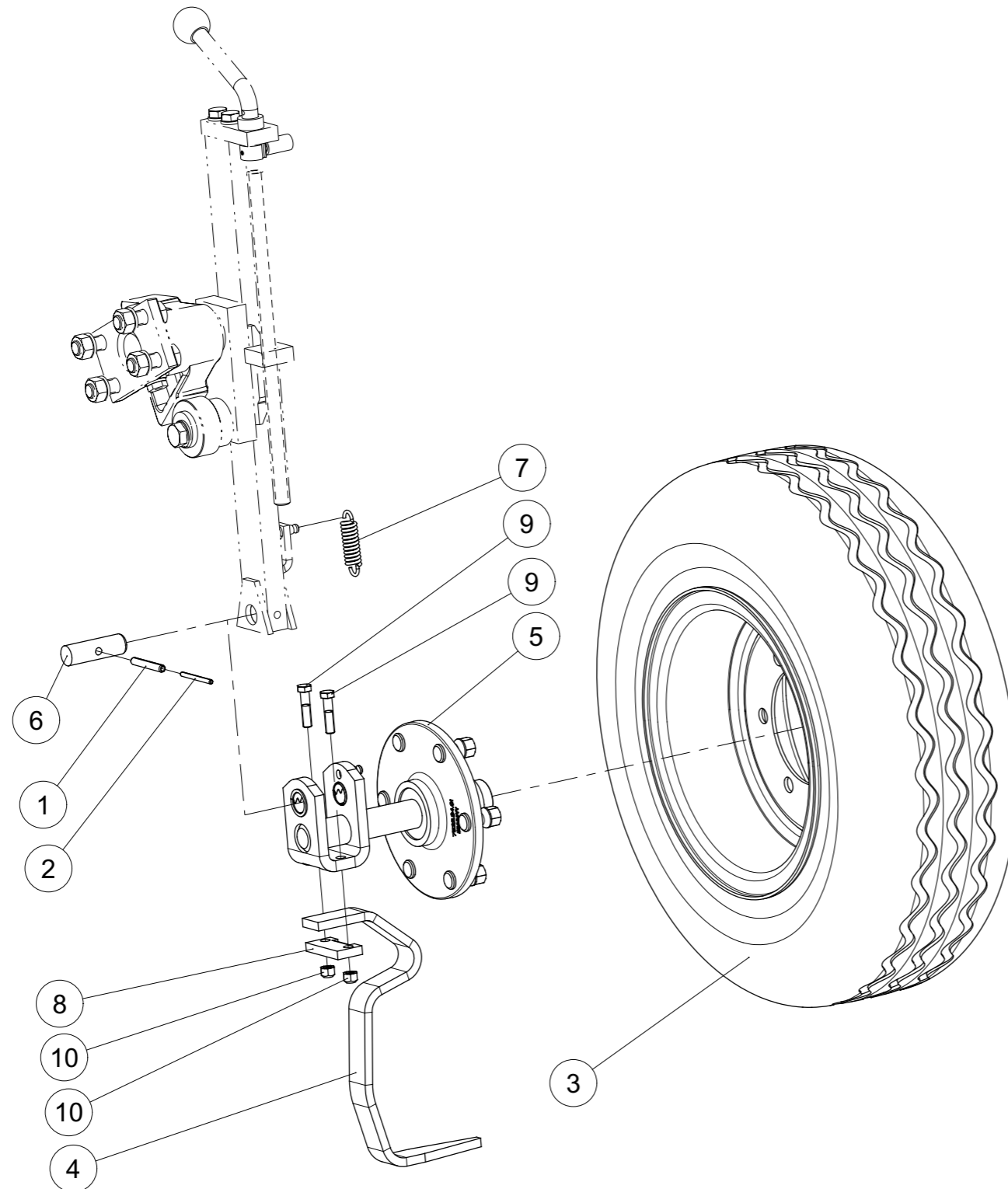
Support roue combinée hyd. 140
Bracket for combi wheel hyd. 140




Index	Quantite	Reference	Designation
1	10	125DA21A	Rondelle A 21 ISO7089 ZNBL Washer A 21 ISO7089 Zinc.
2	2	4777.29.03	Bride MC-20 X 161 X 190 Gross section MC-20 X 161 X190
3	1	4788.21.06	Entretoise 42.4/23.9x123 Spacer tube 42.4/23.9x123
4	2	4788.21.16	Support roue combi Bracket combi wheel
5	1	4789.19.01	Support de roue 140 Wheel bracket 140
6	3	931D20180PA	Vis H M20 x 180 ZNBL 8.8 Hex. Screw M20 x 180 Zinc 8.8
7	3	934D20PA	Ecrou std H M20 - pas 250 Zingue Nut std H M20 - thread 250 Zingue
8	4	980DV20PA	Ecrou M20 ZNBL 8.8 Nut M20 Zinc 8.8



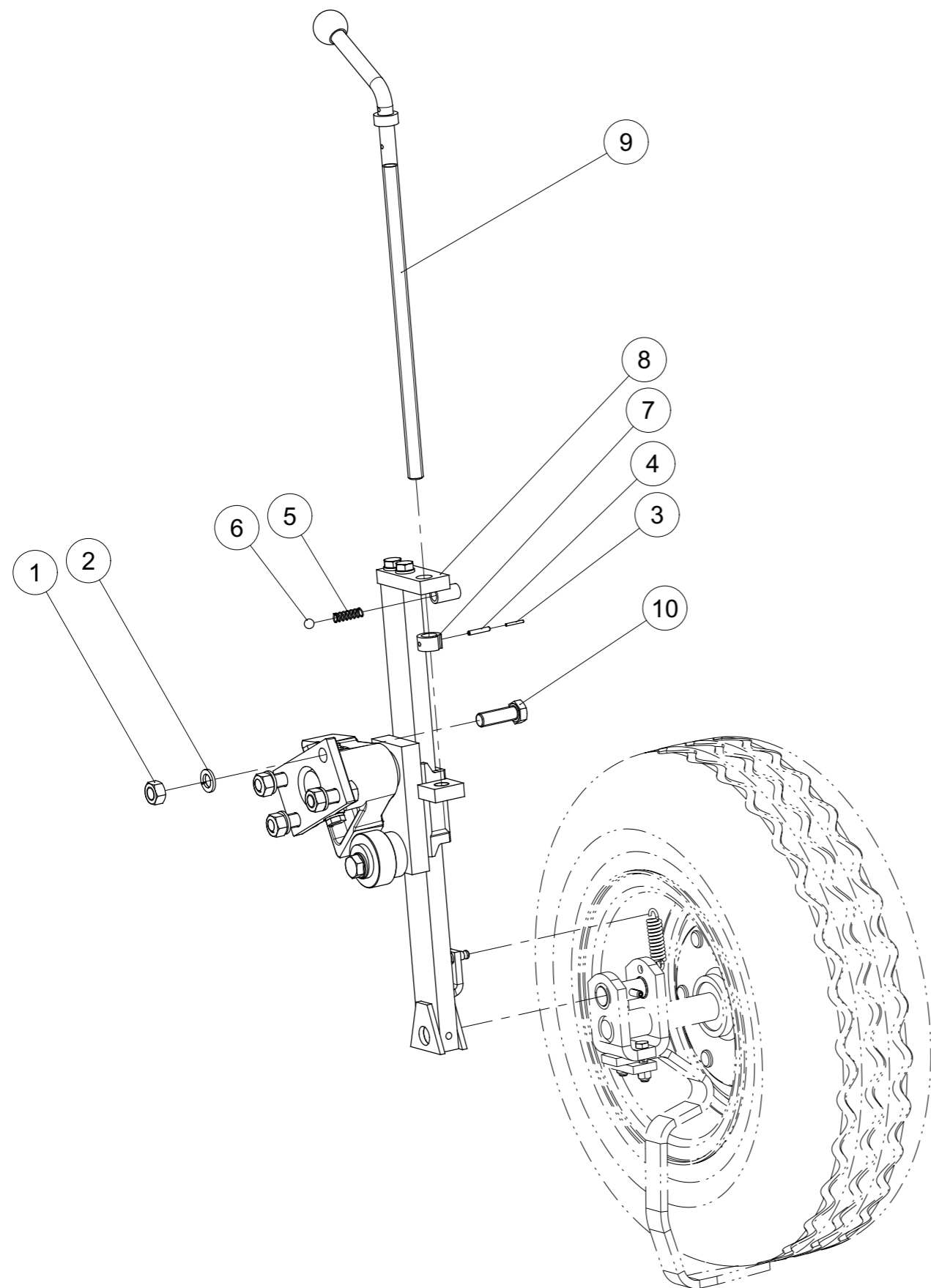
Roue de jauge PS 5
Jauge wheel PS 5




Index	Quantite	Reference	Designation
1	1	1481D1075A	Goupille elastique 10 X 75 ISO8752 Z Spring Pin 10 X 75 ISO8752 Z
2	1	1481D675A	Goupille elastique 6 X 75 ISO8752 Z Spring Pin 6 X 75 ISO8752 Z
3	1	4356.36.01	Roue 10.0/75-15.3 AW 1OPR cpl. Wheel 10.0/75-15.3 AW 1OPR cpl.
4	1	7513.41.01	Décrottoir pour 10.0/75-15 Scraper for 10.0/75-15
5	1	7513.46.03	Axe 10.0/75-15 cpl. Shaft 10.0/75-15 cpl.
6	1	7518.20.02	Axe Swivel pin
7	1	7518.20.03	Ressort de traction Tension spring
8	1	7522.27.04	Platine serrage decrottoir Clamp
9	2	931D1250PA	Vis H M12 x 50 ZNBL 8.8 Hex. Screw M12 x 50 Zinc 8.8
10	2	980DV12PA	Ecrou M12 ZNBL 8.8 Nut M12 Zinc 8.8



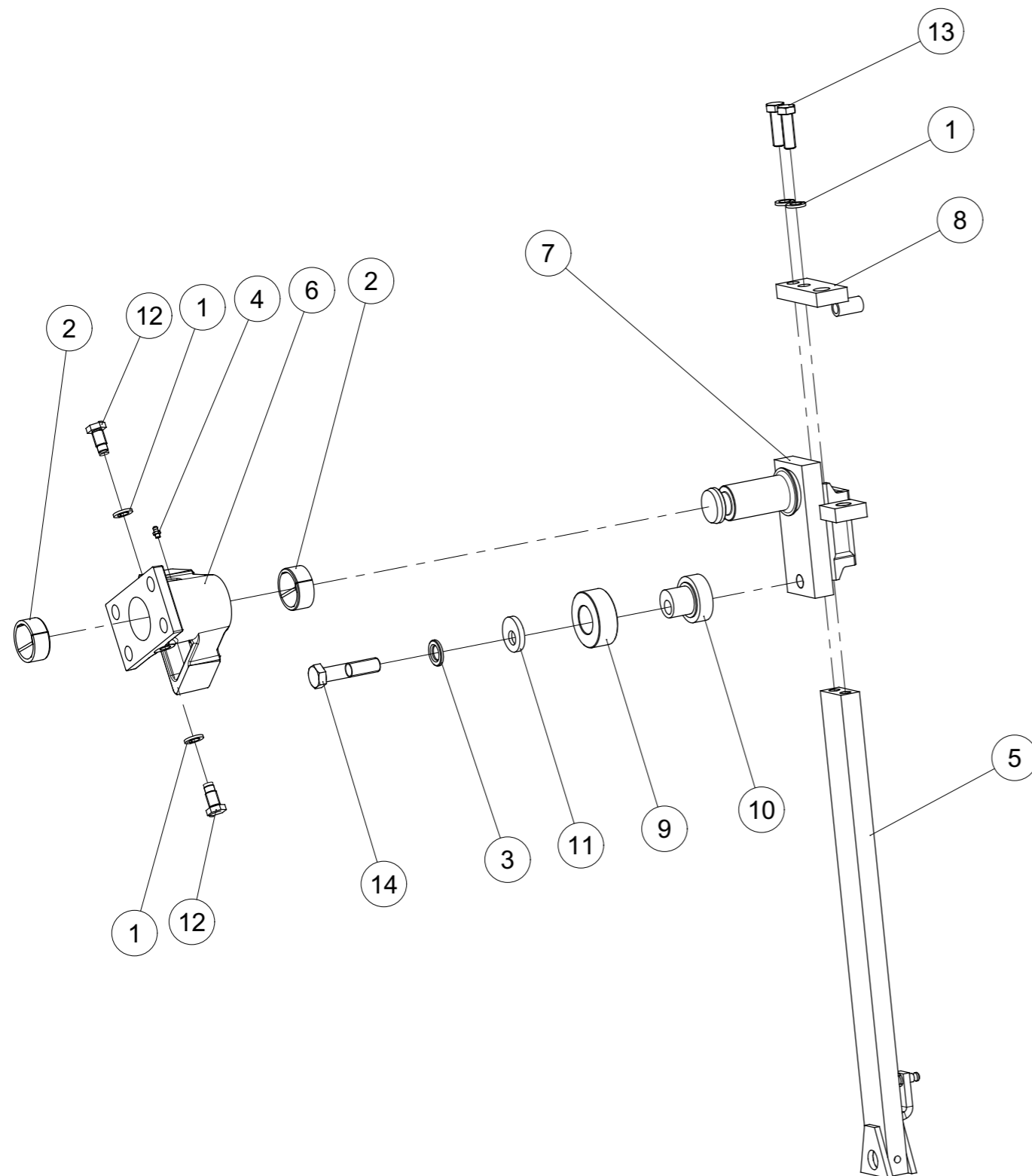
Roue de jauge PS 5
Jaue wheel PS 5




Index	Quantite	Reference	Designation
1	4	10 654	Ecrou HU M20 - 10 ZNBL Nut HU M20 - 10 ZNBL
2	4	127DB20A	Rondelle grower B 20 DIN127 Zinguée Spring washer B 20 DIN127 Zinc
3	1	1481D3.530A	Goupille elastique 3,5 X 30 ISO8752 Z Spring Pin 3,5 X 30 ISO8752 Z
4	1	1481D636A	Goupille elastique 6 X 36 ISO8752 Z Spring Pin 6 X 36 ISO8752 Z
5	1	4716.12.00	Ressort de compression DF80 Compression spring DF80
6	1	4716.36.00	Bille Ball
7	1	7509.00.04	Bague Impact ring
8	1	7513.47.01	Roue de terrage PS 5 monté Depth wheel PS 5 mounted
9	1	7518.06.00	Broche de réglage cpl. Adjustment spindle cpl.
10	4	961D201560NA	Vis M20x1,5x60 ISO8676-10.9 Z Screw M20x1,5x60 ISO8676-10.9 Z



Roue de terrage PS 5 monté
Depth wheel PS 5 mounted

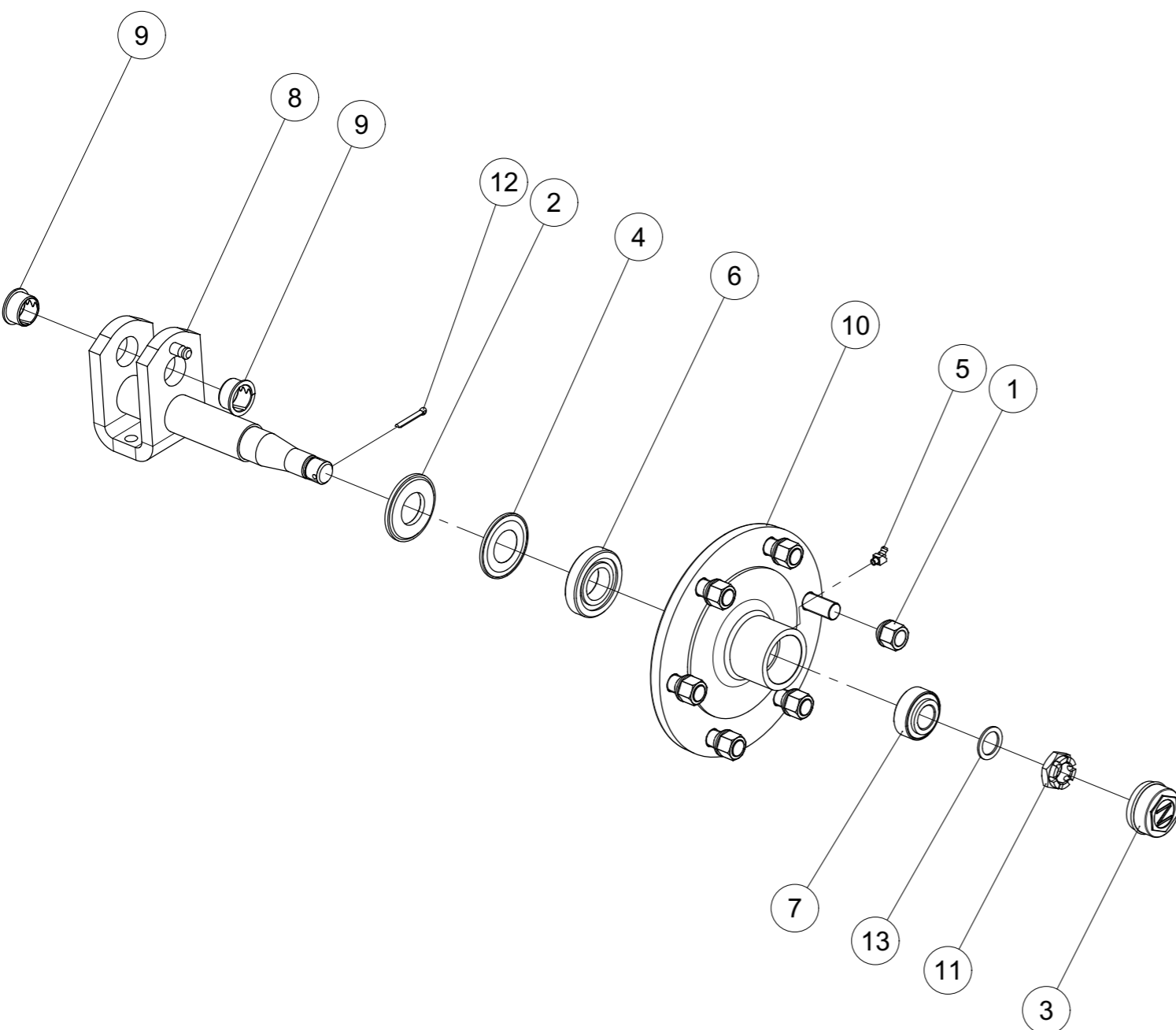


Index	Quantite	Reference	Designation
1	4	127DB16A	Rondelle grower B 16 DIN127 Zinguée Sping washer B 16 DIN127 Zinc
2	2	4770.36.03	Bagues acier Ø 60 x 50 x 25 Steel bushing Ø 60 x 50 x 25
3	1	6916D21A	Rondelle 21 Z Washer 21 Z
4	1	71412DA81	Graisseur H1-M 8x1 -18O Grease Nipple H1-M 8x1 -18O
5	1	7513.25.01	Tige de roue Wheel stalk
6	1	7513.35.00	Moyeu basculeur Axle housing
7	1	7513.36.01	Axe baculeur Axle
8	1	7513.43.01	Plaque à visser Bracket
9	1	7523.26.00	Limiteur Limiter
10	1	7523.27.00	Limiteur Limiter
11	1	7523.28.00	Rondelle D20,25/50 Washer D20,25/50
12	2	7523.29.00	Vis de réglage Adjusting screw
13	2	933D1650PA	Vis H M16x50 ISO4017-8.8 ZNBL Hex. Screw M16x50 ISO4017-8.8 Zinc
14	1	960D201590NA	Vis hex. M20x1.5x90 ZNBL 10.9 Hex. Screw M20x1.5x90 ZNBL 10.9



Axe 10.0/75-15 cpl.

Shaft 10.0/75-15 cpl.



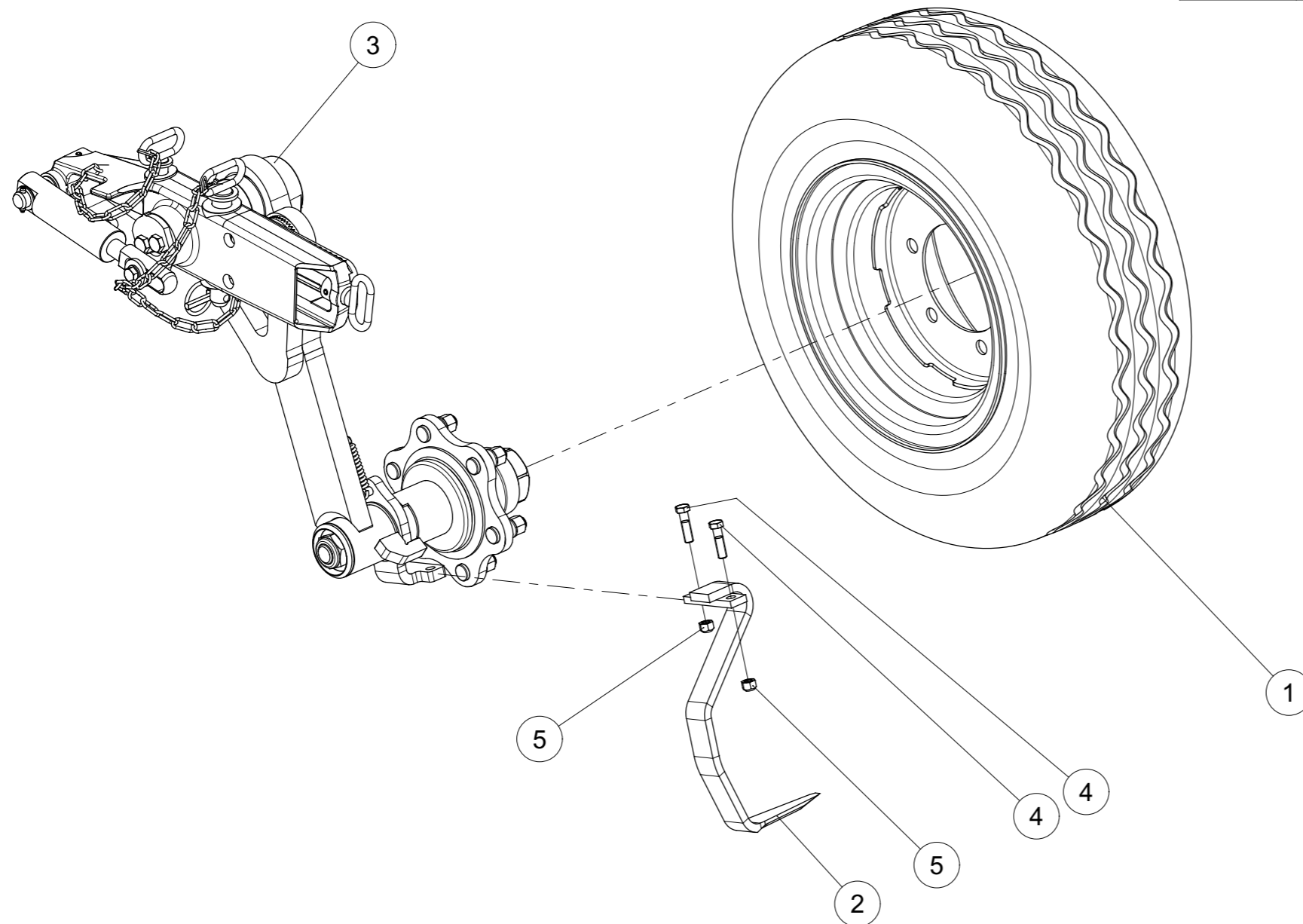
Index	Quantite	Reference	Designation
1	6	4349.34.02	Ecrou de goujon M18x1.50 Wheel nut M18x1.50
2	1	6330.00.02	Rondelle D35/73 Washer D35/73
3	1	6330.00.06	Chapeau de roue Wheel cap
4	1	6330.00.07	Joint Nylos 30207 AV Nilos ring 30207 AV
5	1	71412DB81	Graisseur H2-M 8x1 - 45 Grease Nipple H2-M 8x1 - 45
6	1	720D30207	Roulement à rlx conique-720 30207 conical roller bearing-720 30207
7	1	720D33205	Roulement à rlx conique-720 33205 conical roller bearing-720 33205
8	1	7513.45.01	Axe long Shaft long
9	2	7513.45.08	Bagues acier Ø 38/32 x 28 x 19 Steel bushing Ø 38/32 x 28 x 19
10	1	7522.34.11	Moyeu 6trs Hub 6 holes
11	1	937D2415P	Ecrou à creneaux M24x1,5 8.8 Castellated nut M24x1,5 - 8.8
12	1	94D532	Goupille fendue 5x 32 cotter pin 5x 32
13	1	988DS2535	Rondelle S 25x 35 DIN988 Supporting washer S 25x 35 DIN988



Roue de terrage PS30M 10.0/75-15 cpl.

Depth wheel PS30M 10.0/75-15 cpl.

Index	Quantite	Reference	Designation
1	1	4356.36.01	Roue 10.0/75-15.3 AW 1OPR cpl. Wheel 10.0/75-15.3 AW 1OPR cpl.
2	1	7513.49.17	Décrottoir pour roue 10.0/75-15 Scraper for wheel 10.0/75-15
3	1	7513.49.21	Roue de terrage PS30M monté Depth wheel PS30M mounted
4	2	931D1245M	Vis H M12 x 45 Noire 12.9 Hex. Screw M12 x 45 Black 12.9
5	2	980DV12M	Ecrou M12 Noir 12.9 Nut M12 Black 12.9



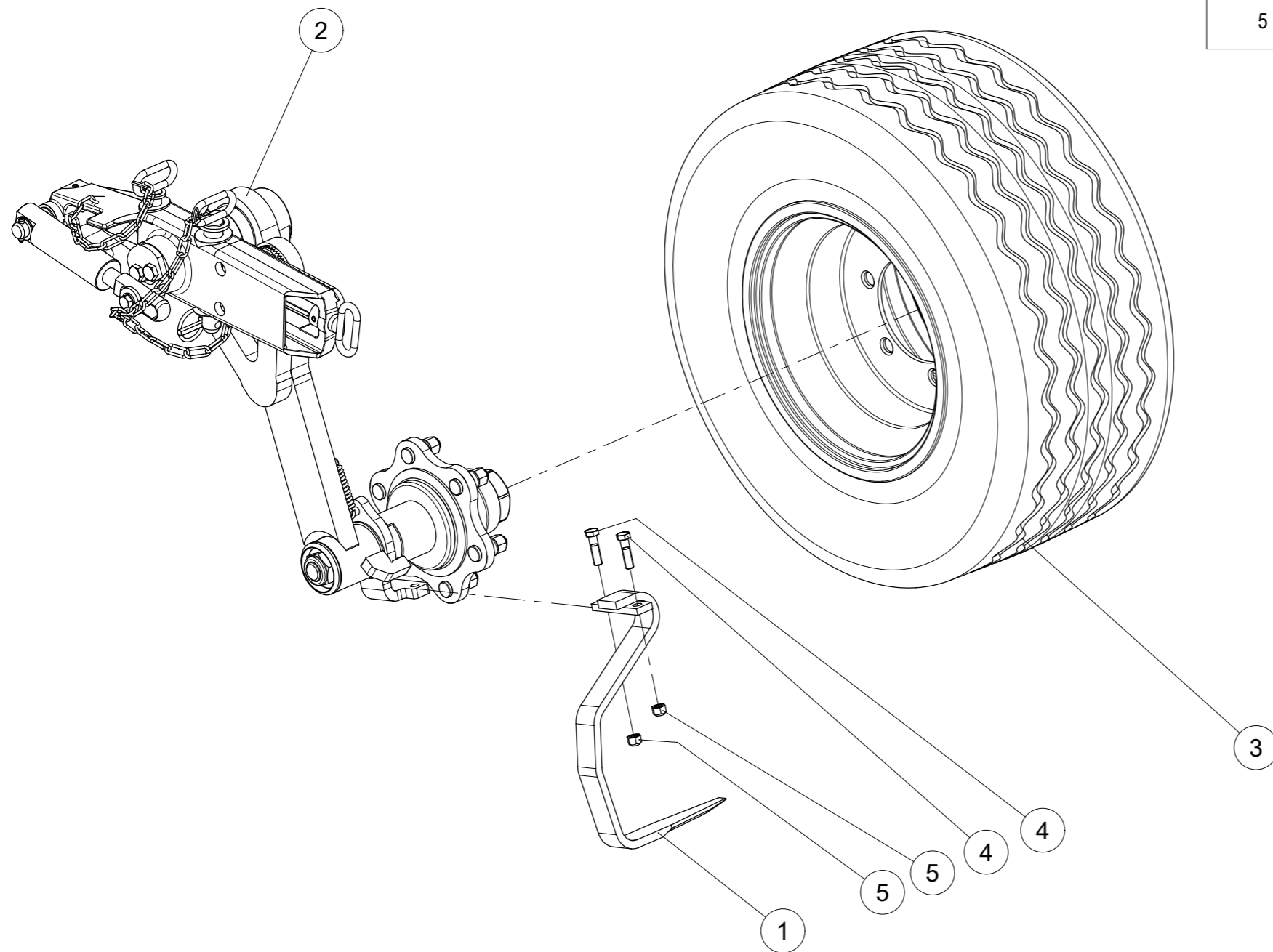


Roue de terrage PS30M (13.0/55-16) cpl.

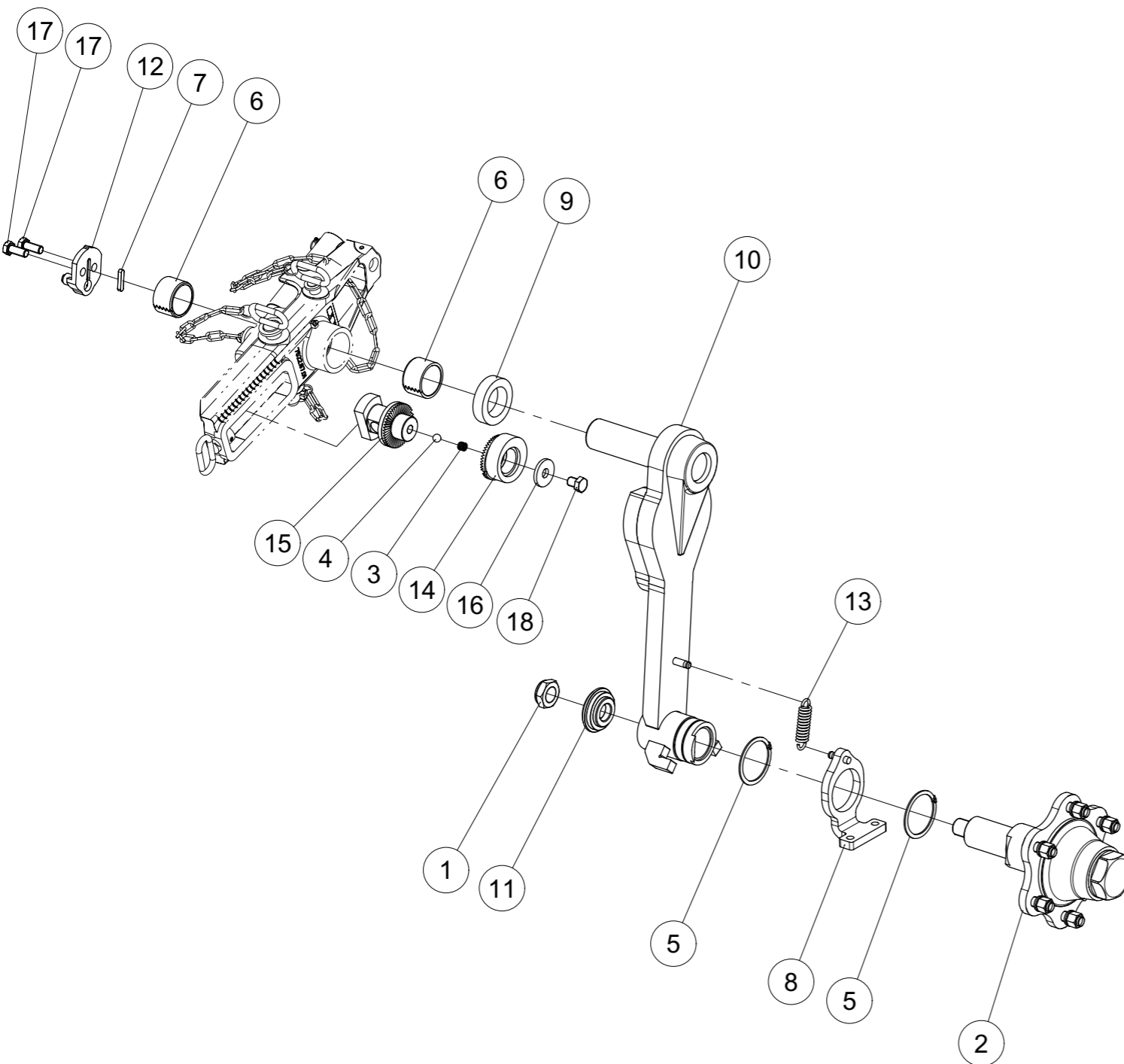
Depth wheel PS30M (13.0/55-16) cpl.



Index	Quantite	Reference	Designation
1	1	7513.49.15	Grattoir pour roue 340/55-16 Scraper for wheel 340/55-16
2	1	7513.49.21	Roue de terrage PS30M monté Depth wheel PS30M mounted
3	1	7522.46.11	Roue 340/55-16 AW TL 140 A8 6L ET O Wheel 340/55-16 AW TL 140 A8 6L ET O
4	2	931D1245M	Vis H M12 x 45 Noire 12.9 Hex. Screw M12 x 45 Black 12.9
5	2	980DV12M	Ecrou M12 Noir 12.9 Nut M12 Black 12.9



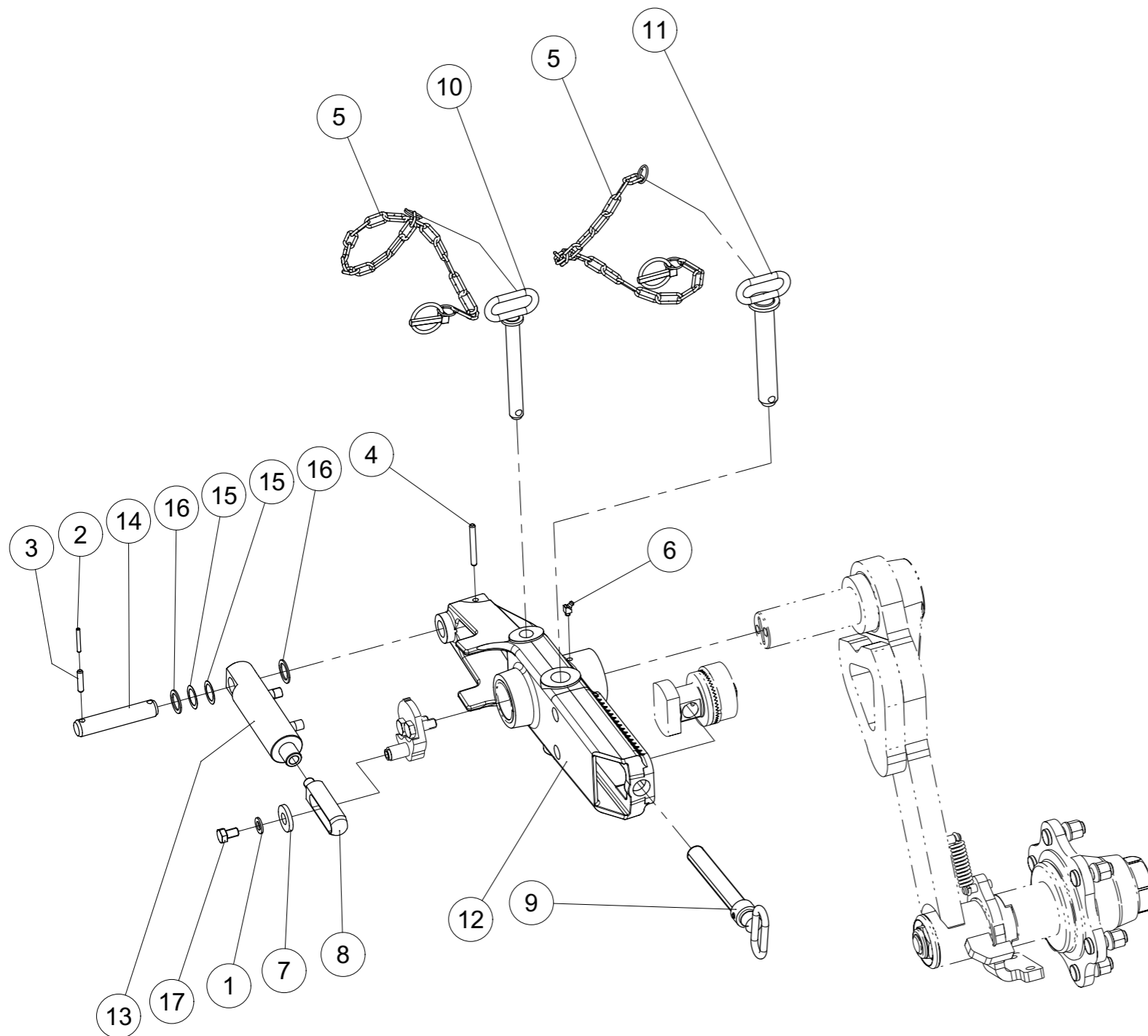
Roue de terrage PS30M monté
Depth wheel PS30M mounted



Index	Quantite	Reference	Designation
1	1	1 233 267	Ecrou frein usine H M30, pas 2.00 ep. : 20 mm Nyloc nut H M30, thread 2.00, 20 mm thick.
2	1	199 201	Moyeu demontable 6 trous Removable hub 6 holes
3	1	4716.12.00	Ressort de compression Compression Spring
4	1	4716.36.00	Bille Ball
5	2	471D782.5	Circlip 78x2.5 DIN471 Circlip 78x2.5 DIN471
6	2	4771.14.02	Bagues acier Ø 65 x 55 x 40 Steel bushing Ø 65 x 55 x 40
7	1	6885DA8740	Clavette Wedge
8	1	7513.49.05	Grattoir titulaire Scraper holder
9	1	7513.49.08	Bague d'espacement D85/55 x 21 Spacer ring D85/55 x 21
10	1	7513.49.10	Tige Stalk
11	1	7513.49.13	Bague Special washer
12	1	7513.49.39	bouchon exentrique exentric stopper
13	1	7518.20.03	Ressort de traction Tension spring
14	1	7522.06.00	Excentrique Excentric
15	1	7522.28.00	Ecrou de manivelle Spindle guide
16	1	7522.63.09	Rondelle Washer
17	2	961D141535NA	Vis M14x1,5x35 - 10.9 Z Screw M14x1,5x35 - 10.9 Z
18	1	961D161520PA	Vis M16X1,5x20 - 8.8 Z Screw M16X1,5x20 - 8.8 Z



Roue de terrage PS30M monté
Depth wheel PS30M mounted

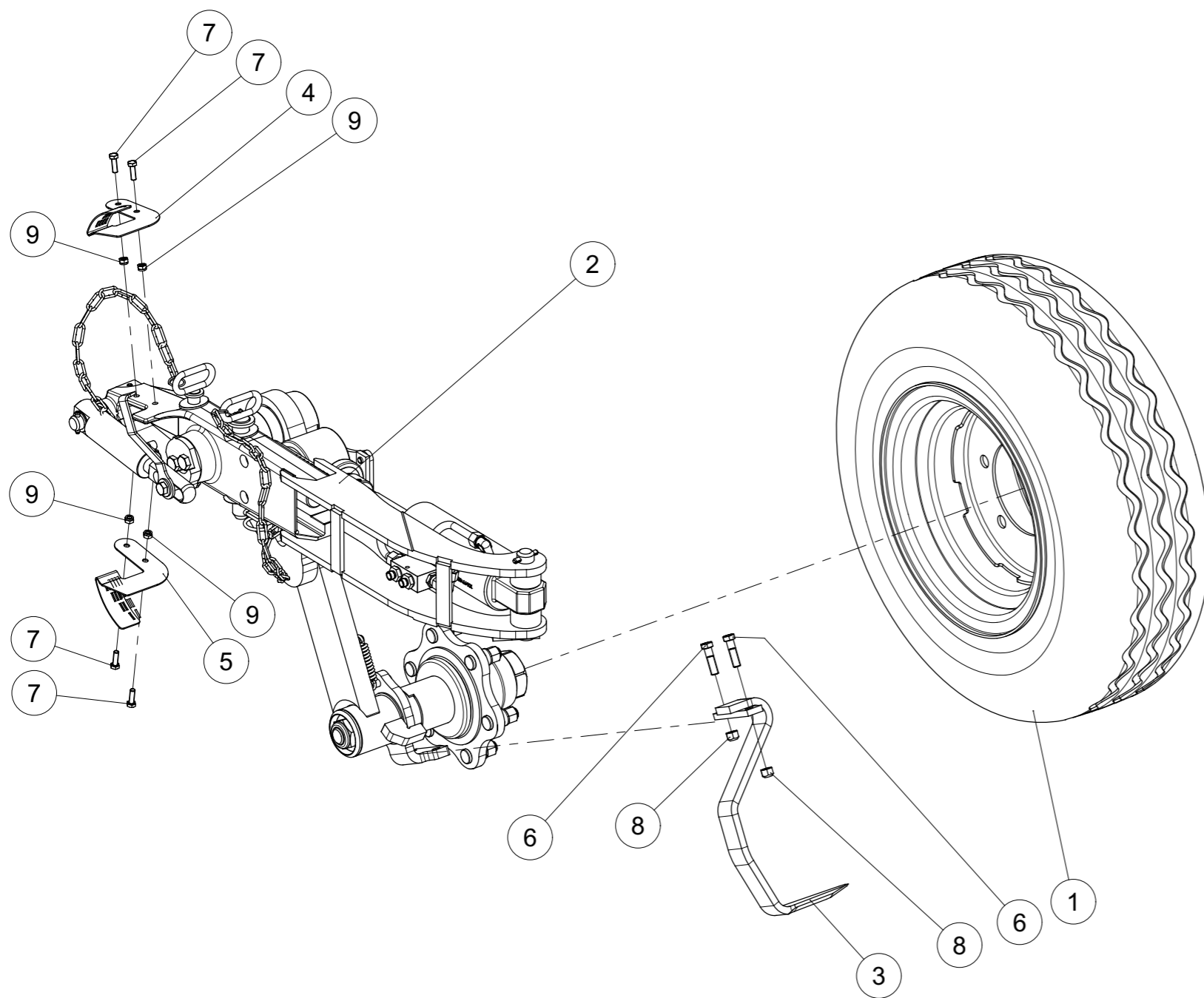


Index	Quantite	Reference	Designation
1	1	125DA13A	Rondelle A 13 ISO7089 ZNBL Washer A 13 ISO7089 Zinc.
2	1	1481D540A	Goupille elastique 5 X 40 ISO8752 Z Spring Pin 5 X 40 ISO8752 Z
3	1	1481D836	Goupille elastique 8 X 36 ISO8752 Spring Pin 8 X 36 ISO8752
4	1	1481D870A	Goupille elastique 8 X 70 ISO8752 Z Spring Pin 8 X 70 ISO8752 Z
5	2	6344.40.02	Chaine de securité Safety chain
6	1	71412DBS81	Graisseur H2a-M 8x1 -45 Grease Nipple H2a-M 8x1 -45
7	1	7349D17A	Rondelle 17 DIN7349 Z Washer 17 DIN7349 Z
8	1	7513.49.26	Guidage Guide
9	1	7522.07.00	Manivelle Spindle
10	1	7522.10.00	Axe Axle
11	1	7522.38.02	Axe Axle
12	1	7522.67.01	Console Console
13	1	8171.09.03	Verin cpl. Cylinder cpl.
14	1	8413.35.01	Axe D25-107 Pin D25-107
15	2	988D25350.5	Rondelle 25x 35x0,5 DIN988 Washer 25x 35x0,5 DIN988
16	2	988DS2535	Rondelle S 25x 35 DIN988 Supporting washer S 25x 35 DIN988
17	1	VI 41 02	Vis H M12x 20 - 8.8 ZNBL Screw H M12x 20 - 8.8 ZNBL



Roue de terrage PS30 hyd. (10.0/75-15) cpl.

Depth wheel PS30 hyd. (10.0/75-15) cpl.

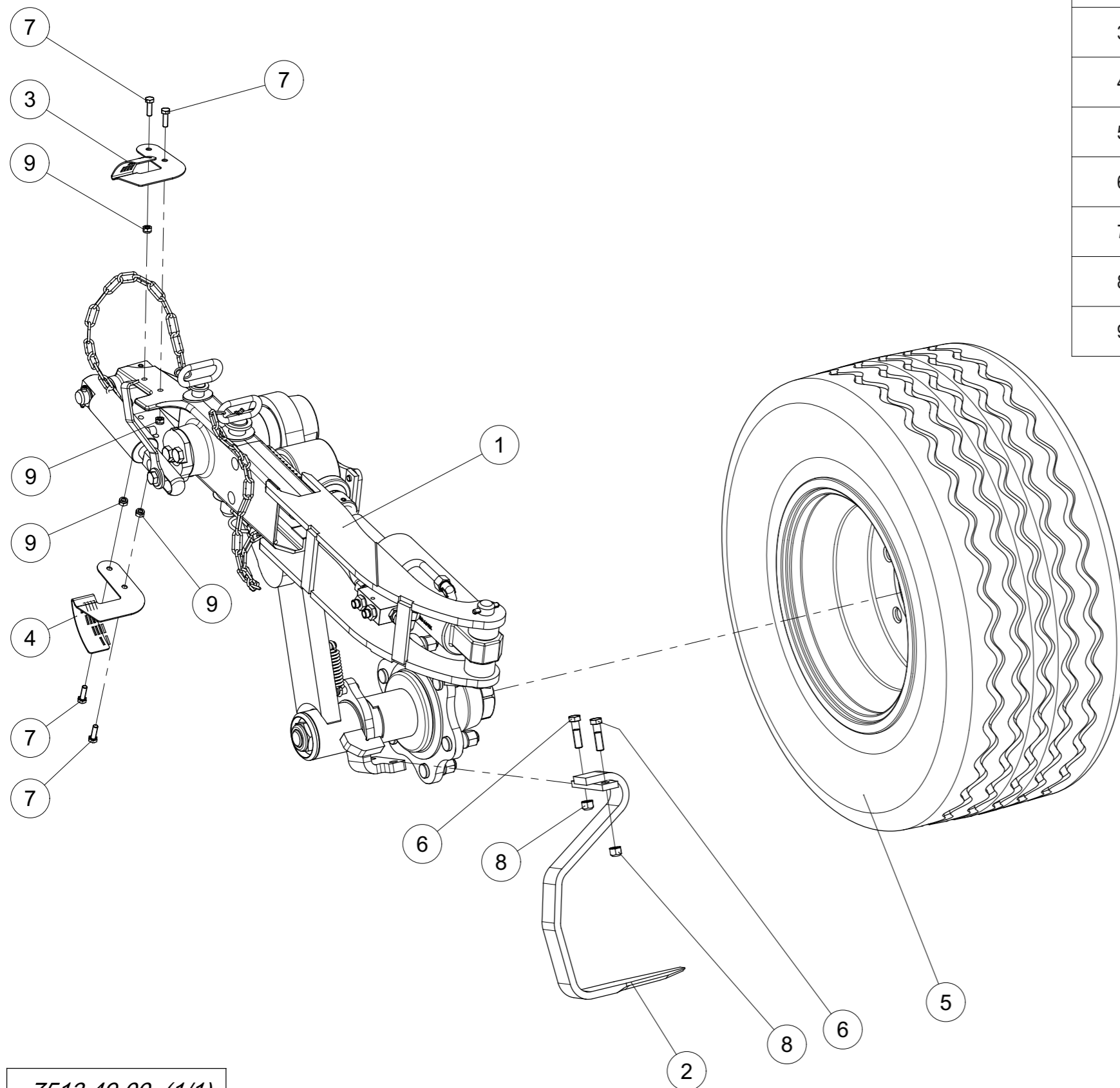


Index	Quantite	Reference	Designation
1	1	4356.36.01	Roue 10.0/75-15.3 AW 1OPR cpl. Wheel 10.0/75-15.3 AW 1OPR cpl.
2	1	7513.49.01	Roue de terrage PS30 hyd. monté Depth wheel PS30 hyd. mounted
3	1	7513.49.17	Décrottoir pour roue 10.0/75-15 Scraper for wheel 10.0/75-15
4	1	7513.49.41	Feuille d'échelle dessous Scale sheet below
5	1	7513.49.42	Feuille d'échelle au-dessus Scale sheet above
6	2	931D1245M	Vis H M12 x 45 Noire 12.9 Hex. Screw M12 x 45 Black 12.9
7	4	933D825PA	Vis H M8x25 ISO4017-8.8 ZNBL Hex. Screw M8x25 ISO4017-8.8 Zinc
8	2	980DV12M	Ecrou M12 Noir 12.9 Nut M12 Black 12.9
9	4	985D8PA	Ecrou HFR M8 ISO10511-8 Z Nut HFR M8 ISO10511-8 Z



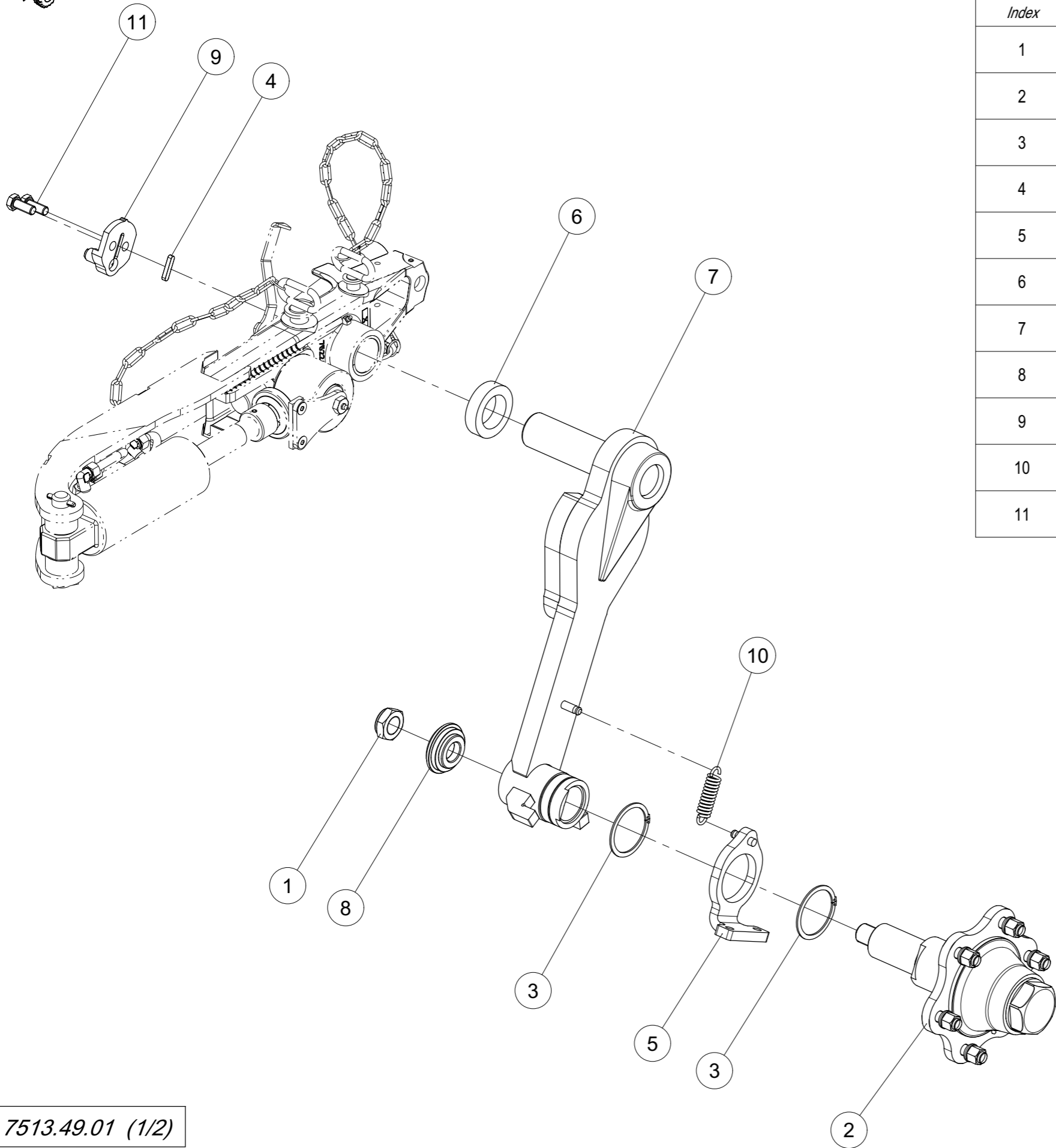
Roue de terrage PS30 hydr. 13.0/55-16 cpl.

Depth wheel PS30 hydr. 13.0/55-16 cpl.



Index	Quantite	Reference	Designation
1	1	7513.49.01	Roue de terrage PS30 hydr. monté Depth wheel PS30 hydr. mounted
2	1	7513.49.15	Grattoir pour roue 340/55-16 Scraper for wheel 340/55-16
3	1	7513.49.41	Feuille d'échelle dessous Scale sheet below
4	1	7513.49.42	Feuille d'échelle au-dessus Scale sheet above
5	1	7522.46.11	Roue 340/55-16 AW TL 140 A8 6L ET 0 Wheel 340/55-16 AW TL 140 A8 6L ET 0
6	2	931D1245M	Vis H M12 x 45 Noire 12.9 Hex. Screw M12 x 45 Black 12.9
7	4	933D825PA	Vis H M8x25 ISO4017-8.8 ZNBL Hex. Screw M8x25 ISO4017-8.8 Zinc
8	2	980DV12M	Ecrou M12 Noir 12.9 Nut M12 Black 12.9
9	4	985D8PA	Ecrou HFR M8 ISO10511-8 Z Nut HFR M8 ISO10511-8 Z

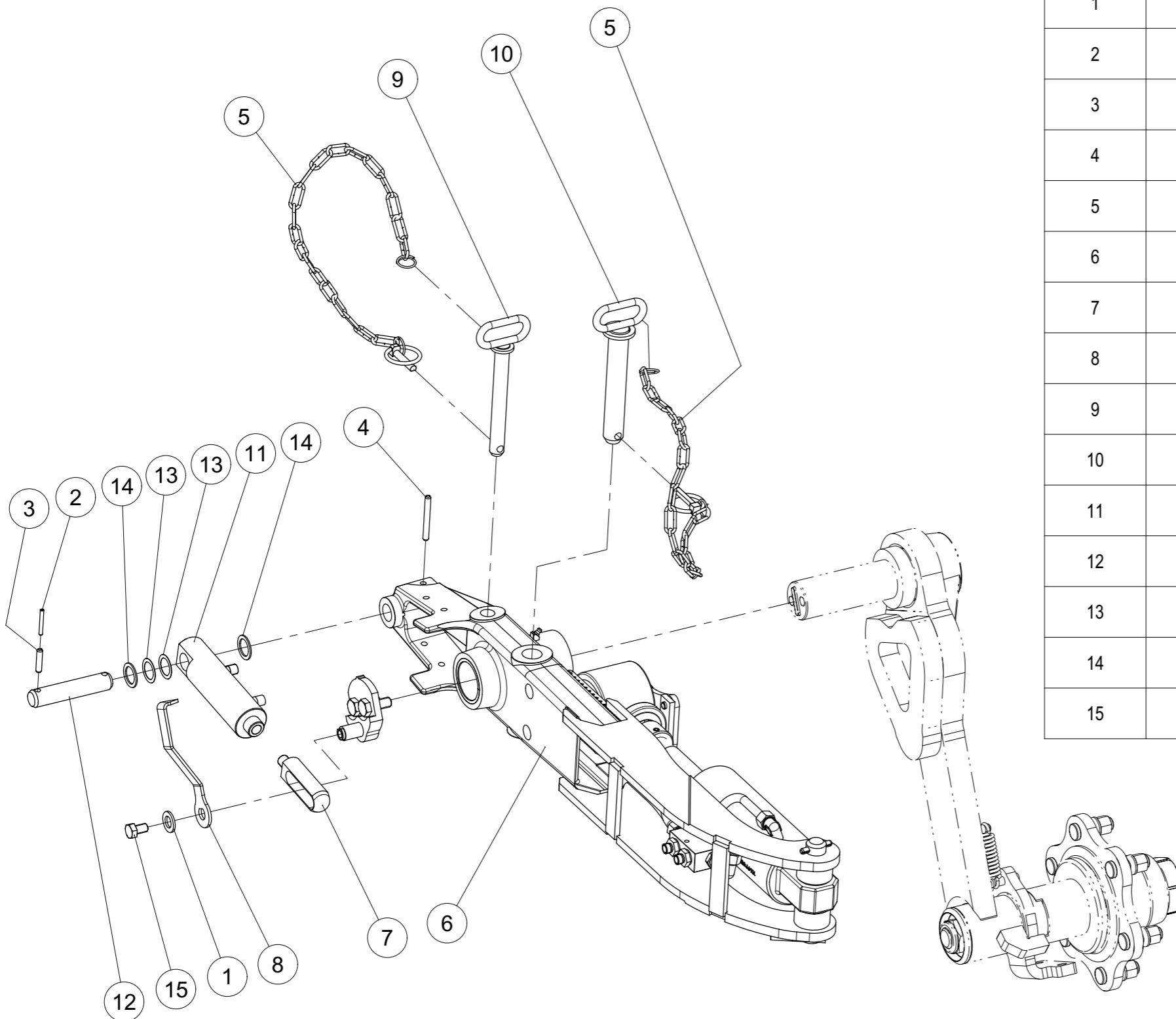
Roue de terrage PS30 hyd. monté
Depth wheel PS30 hyd. mounted



Index	Quantite	Reference	Designation
1	1	1 233 267	Ecrou frein usine H M30, pas 2.00 ep. : 20 mm Nyloc nut H M30, thread 2.00, 20 mm thick.
2	1	199 201	Moyeu demontable 6 trous Removable hub 6 holes
3	2	471D782.5	Circlip 78x2.5 DIN471 Circlip 78x2.5 DIN471
4	1	6885DA8740	Clavette Wedge
5	1	7513.49.05	Grattoir titulaire Scraper holder
6	1	7513.49.08	Bague d'espacement D85/55 x 21 Spacer ring D85/55 x 21
7	1	7513.49.10	Tige Stalk
8	1	7513.49.13	Bague Special washer
9	1	7513.49.39	bouchon exentrique exentric stopper
10	1	7518.20.03	Ressort de traction Tension spring
11	2	961D141535NA	Vis M14x1,5x35 - 10.9 Z Screw M14x1,5x35 - 10.9 Z



Roue de terrage PS30 hyd. monté
Depth wheel PS30 hyd. mounted

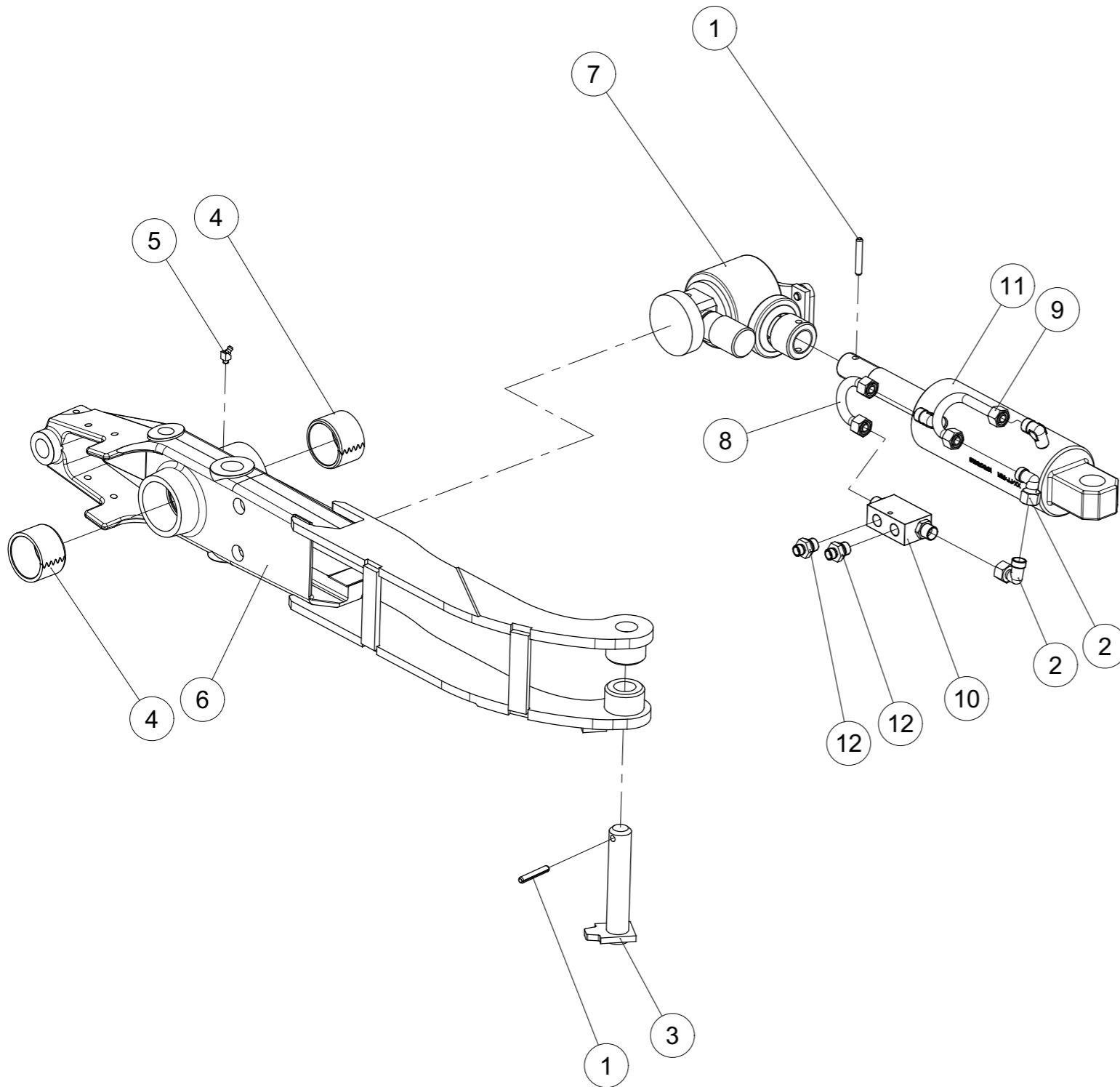


Index	Quantite	Reference	Designation
1	1	125DA17A	Rondelle A 17 ISO7089 Zinguée Washer A 17 ISO7089 Zinc.
2	1	1481D540A	Goupille elastique 5 X 40 ISO8752 Z Spring Pin 5 X 40 ISO8752 Z
3	1	1481D836	Goupille elastique 8 X 36 ISO8752 Spring Pin 8 X 36 ISO8752
4	1	1481D870A	Goupille elastique 8 X 70 ISO8752 Z Spring Pin 8 X 70 ISO8752 Z
5	2	6344.40.02	Chaine de securité Safety chain
6	1	7513.49.02	Console pour hydr. réglage de la profondeur cpl. Console for hydr. depth adjustment cpl.
7	1	7513.49.26	Guidage Guide
8	1	7513.49.40	Aiguille Indicator
9	1	7522.10.00	Axe Axle
10	1	7522.38.02	Axe Axle
11	1	8171.09.03	Verin cpl. Cylinder cpl.
12	1	8413.35.01	Axe D25-107 Pin D25-107
13	2	988D25350.5	Rondelle 25x 35x0,5 DIN988 Washer 25x 35x0,5 DIN988
14	2	988DS2535	Rondelle S 25x 35 DIN988 Supporting washer S 25x 35 DIN988
15	1	VI 41 02	Vis H M12x 20 - 8.8 ZNBL Screw H M12x 20 - 8.8 ZNBL



Console pour hydr. réglage de la profondeur cpl.

Console for hydr. depth adjustment cpl.



Index	Quantite	Reference	Designation
1	2	1481D850A	Goupille elastique 8 X 50 ISO8752 Z Spring Pin 8 X 50 ISO8752 Z
2	2	4716.52.11	Raccord coude L-12 M18x1,5 Elbow coupling L-12 M18x1,5
3	1	4771.11.03	Axe securité D28-133 Safety pin D28-133
4	2	4771.14.02	Bagues acier Ø 65 x 55 x 40 Steel bushing Ø 65 x 55 x 40
5	1	71412DBS81	Graisseur H2a-M 8x1 -45 Grease Nipple H2a-M 8x1 -45
6	1	7513.49.03	Console pour hydr. réglage de la profondeur Console for hydr. depth adjustment
7	1	7513.49.30	Support de galet cpl. Roller support cpl.
8	1	7526.25.01	Tube hydraulique monté Hydraulic pipe mounted
9	1	7526.26.01	Tube hydraulique monté Hydraulic pipe mounted
10	1	8154.24.02	Limiteur Valve
11	1	8168.06.01	Cylindre 80/35/114 cpl. Cylinder 80/35/114 cpl.
12	2	8172.08.13	Raccord L M14x1,5 / G 3/8 Male Stud coupling L M14x1,5 / G 3/8

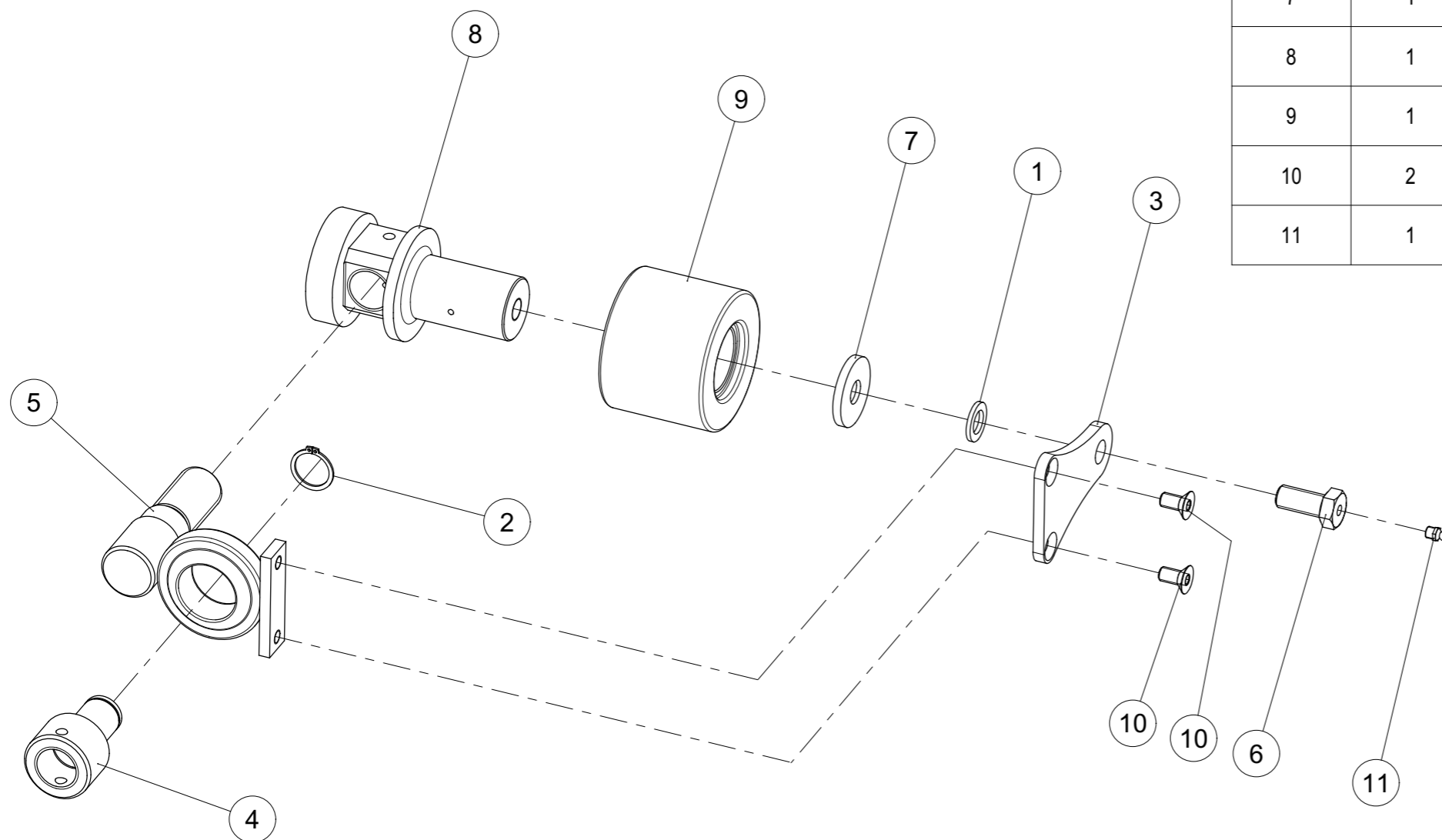


Support de galet cpl.

Roller support cpl.

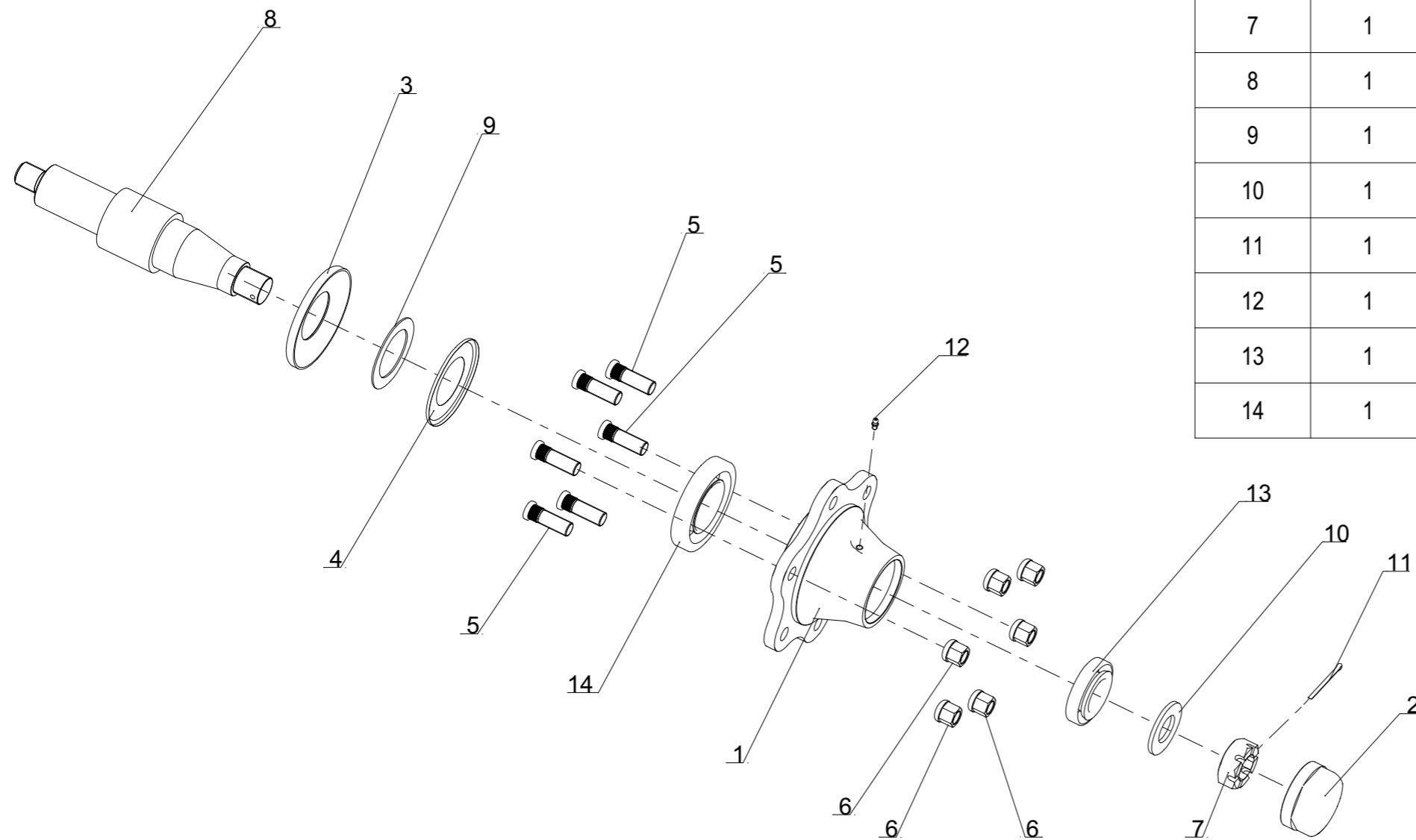



Index	Quantite	Reference	Designation
1	1	1441D17A	Rondelle 17 DIN1441 Z Washer 17 DIN1441 Z
2	1	471D281.5	Circlip 28x1,5 DIN471 Circlip 28x1,5 DIN471
3	1	7513.49.31	Plaque de retenue Holding plate
4	1	7513.49.32	Siège de bille Seat of ball
5	1	7513.49.35	Palier de guidage cpl. Guide bearing
6	1	7513.49.49	Vis de réglage Set screw
7	1	7522.75.03	Rondelle D17/50 Washer D17/50
8	1	7522.94.01	Ecrou de manivelle Spindle guide
9	1	7522.95.01	Rôle Role
10	2	7991D1020P	Vis M10x20 ISO 10642-8.8 Screw M10x20 ISO 10642-8.8
11	1	VM 214	Graisseur droit autotarudant - M8, pas100 Grease nipple self-tapping- M8, thread100



Moyeu demontable 6 trous
Removable hub 6 holes

Index	Quantité	Référence	Designation
1	1	1 231 323	Moyeu nu 6 trous essieu 706A
2	1	1 231 324	Chapeau moyeu D86
3	1	1 231 340	Rondelle enveloppante 65x131 ep2
4	1	1 231 342	Joint métallique 30213
5	6	12 708	Goujon de roue M18x150 Lg : 54 Fil.40
6	6	198 376	Ecrou de goujon - M18, pas 1,50 Wheel nut - M18, thread 1.50
7	1	198 379	Ecrou à creaux HK M36
8	1	199 201 A	Fusée pour moyeu 6 trous 199201
9	1	M 612 010	Rondelle moyeu 65x95 ep2
10	1	VK 514	Rondelle plate MU36 ZNBL Flat washer MU36 ZNBL
11	1	VL 411	Goupille fendue V 5x60 Split pin V 5x60
12	1	VM 211	Graisseur droit - M6, pas100 Grease nipple - M6, thread100
13	1	VN 30 209	Roulement à rouleaux conique Taper roller bearing
14	1	VN 30 213	Roulement à rouleaux conique Taper roller bearing



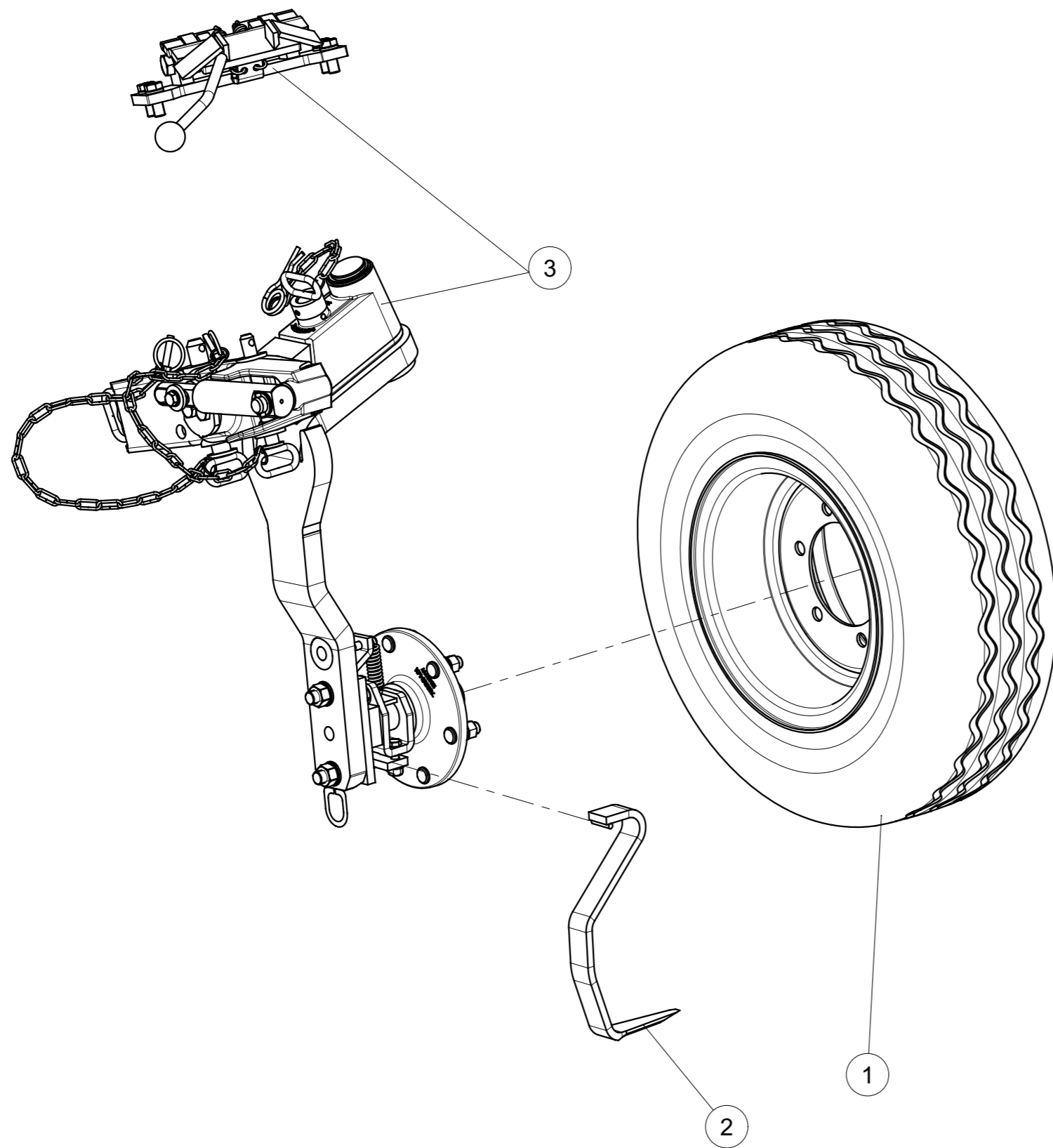


Roue combinée D30 pneu 10.0/75-15 kpl.

Combi wheel D30 tire 10.0/75-15 kpl.



<i>Index</i>	<i>Quantite</i>	<i>Reference</i>	<i>Designation</i>
1	1	4356.36.01	Roue 10.0/75-15.3 AW 10PR cpl. Wheel 10.0/75-15.3 AW 10PR cpl.
2	1	7522.35.01	Decrottoir roue 10.0/75-15.3 Scraper for wheel 10.0/75/15.3
3	1	7522.89.23	Roue combinée D30 sans pneu Combiwheel D30 without tire



7522.89.07 (1/1)

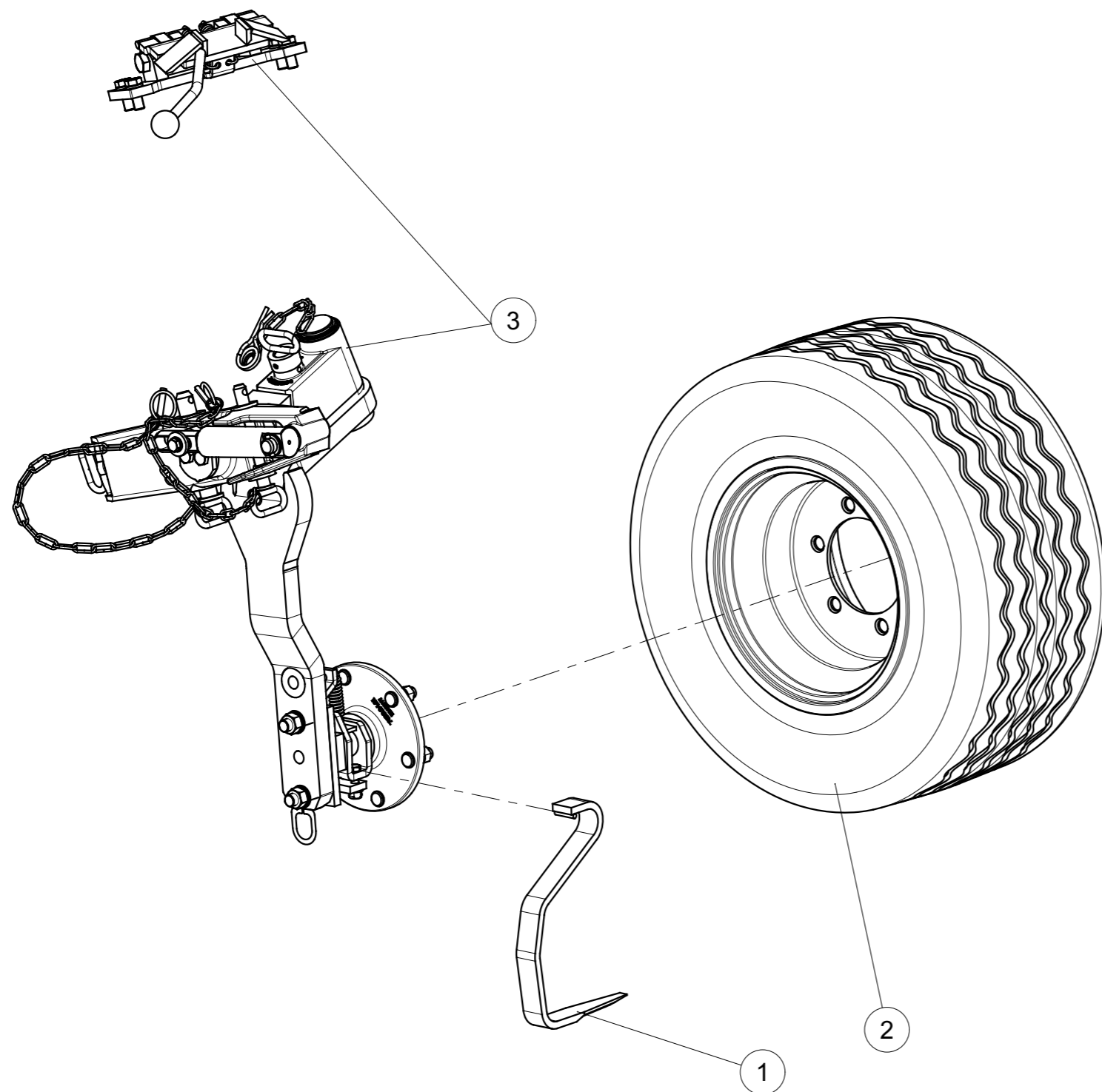


Roue combinée D30 13.0/55-16 cpl.

Combiwheel D30 13.0/55-16 cpl.



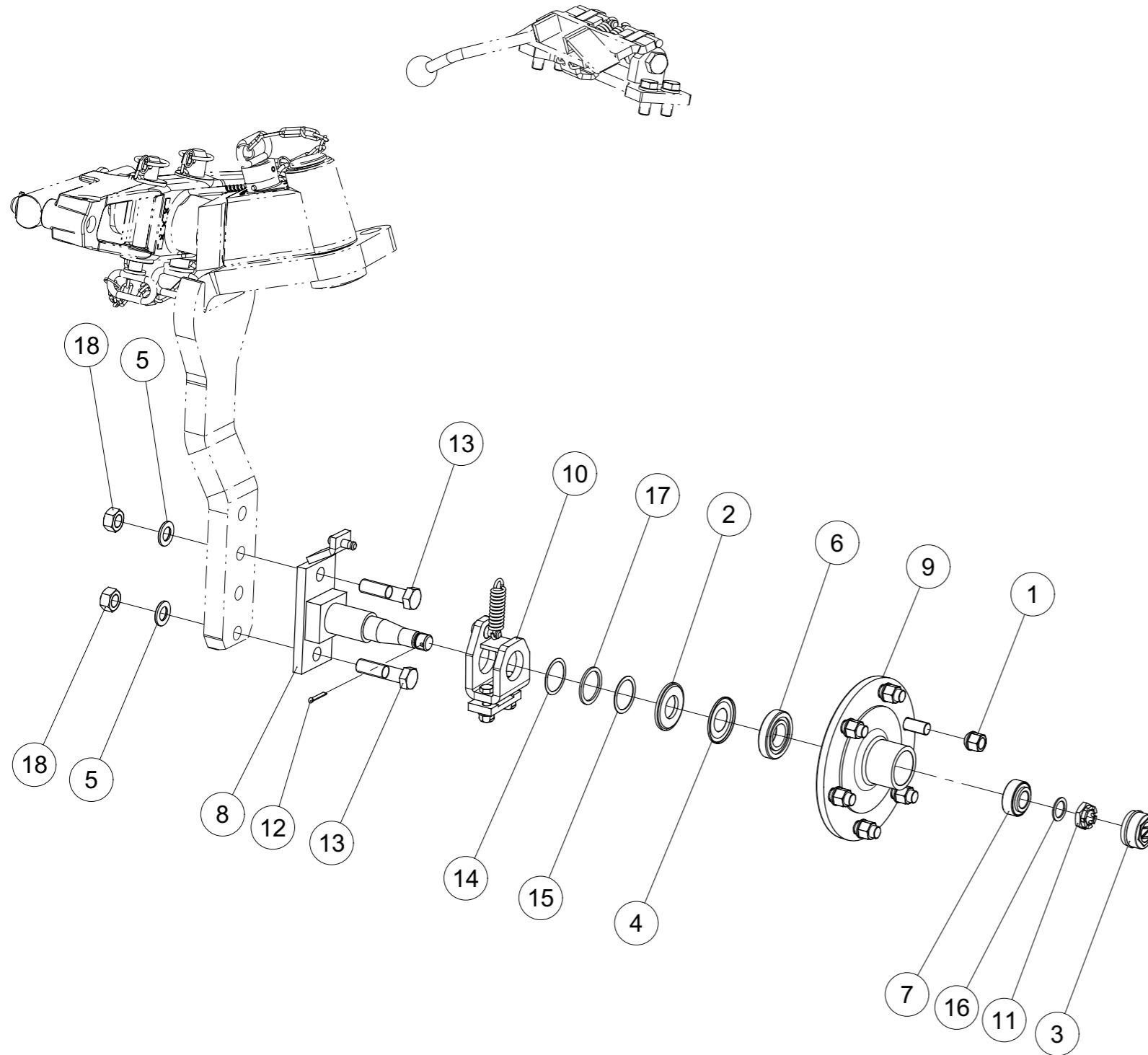
<i>Index</i>	<i>Quantite</i>	<i>Reference</i>	<i>Designation</i>
1	1	7522.43.01	Décrottoire pour roue 13.0/55-16 Scraper for wheel 13.0/55-16
2	1	7522.46.11	Roue 340/55-16 AW TL 140 A8 6L ET 0 Wheel 340/55-16 AW TL 140 A8 6L ET 0
3	1	7522.89.23	Roue combinée D30 sans pneu Combiwheel D30 without tire



7522.89.08 (1/1)



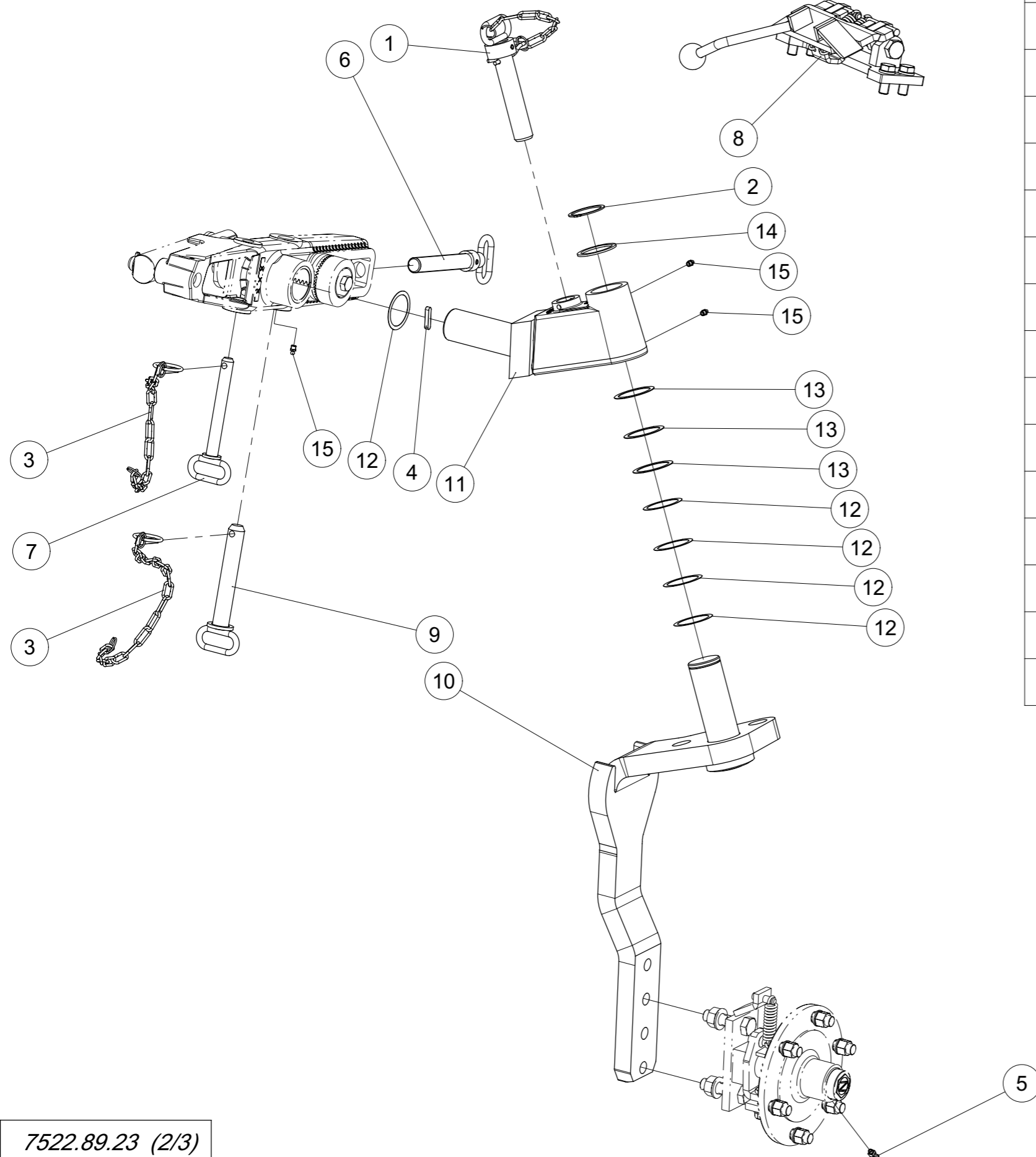
Roue combinée D30 sans pneu
Combiwheel D30 without tire



Index	Quantite	Reference	Designation
1	6	4349.34.02	Ecrou de goujon M18x1.50 Wheel nut M18x1.50
2	1	6330.00.02	Rondelle D35/73 Washer D35/73
3	1	6330.00.06	Chapeau de roue Wheel cap
4	1	6330.00.07	Joint Nylos 30207 AV Nylos ring 30207 AV
5	2	6916D21A	Rondelle 21 Z Washer 21 Z
6	1	720D30207	Roulement à rlx conique-720 30207 conical roller bearing-720 30207
7	1	720D33205	Roulement à rlx conique-720 33205 conical roller bearing-720 33205
8	1	7522.18.04	Axe de roue Wheel axle
9	1	7522.34.11	Moyeu 6trs Hub 6 holes
10	1	7522.64.01	Support decrottoir complet Scraper barcket complet
11	1	937D2415P	Ecrou à creneaux M24x1,5 8.8 Castellated nut M24x1,5 - 8.8
12	1	94D532	Goupille fendue 5x 32 cotter pin 5x 32
13	2	960D201580NA	Vis hex. M20x1.5x80 ZNBL Hex. Screw M20x1.5x80 ZNBL
14	1	988D45550.5	Rondelle 45x 55x0,5 DIN988 Washer 45x 55x0,5 DIN988
15	1	988D45561	Rondelle 45x 56x1 DIN988 Washer 45x 56x1 DIN988
16	4	988DS2535A	Rondelle S 25x 35 DIN988 zinguée Supporting washer S 25x 35 DIN988 zinguee
17	1	988DS4556	Rondelle S 45x 56 DIN988 Supporting washer S 45x 56 DIN988
18	2	VJ 639	Ecrou HU M20 - 10 ZNBL - pas 150 Nut HU M20 - 10 ZNBL - thread 150



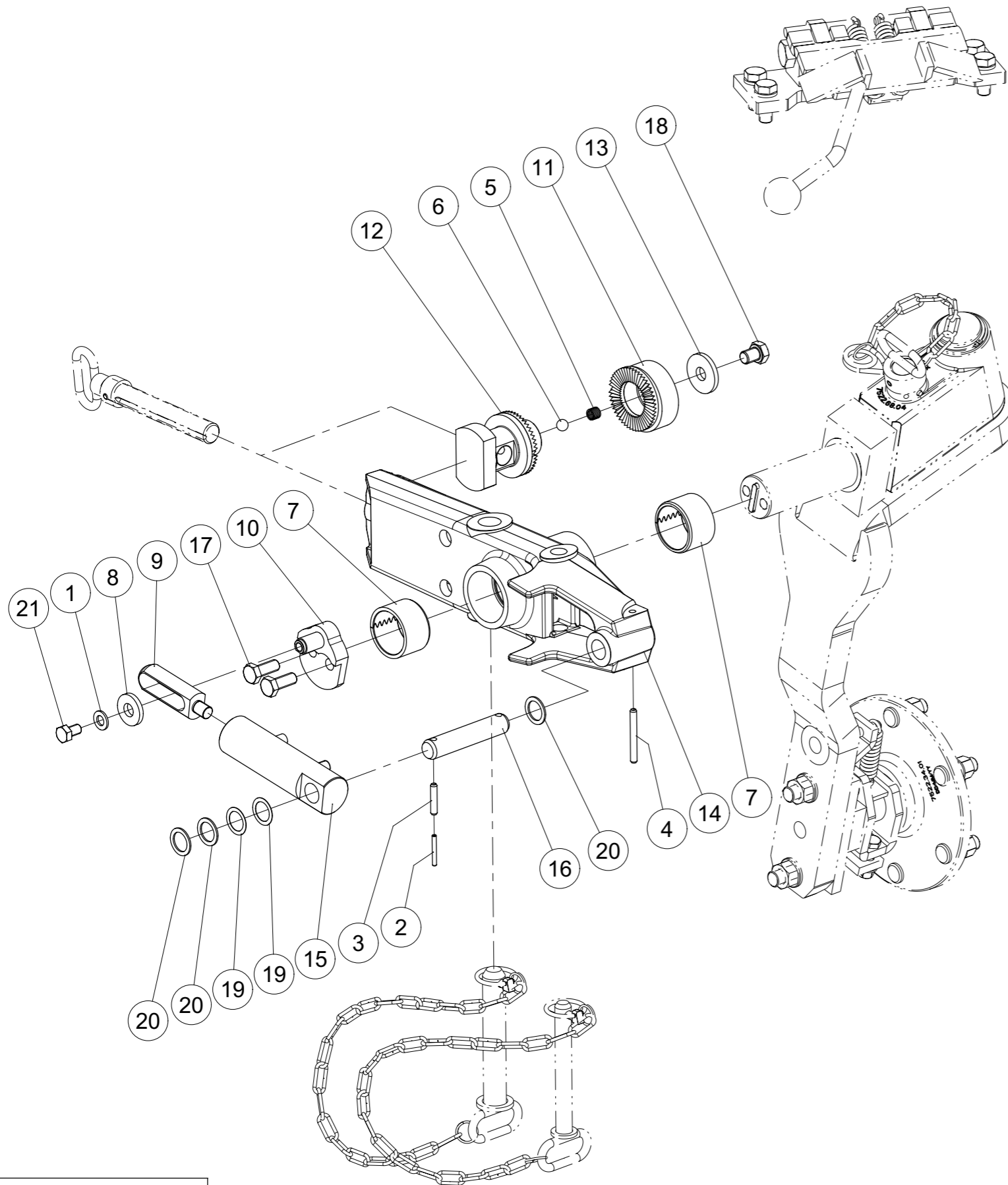
Roue combinée D30 sans pneu
Combiwheel D30 without tire



Index	Quantite	Reference	Designation
1	1	1000.02.01	Axe complet Axle complet
2	1	471D552	Circlips 55x2 DIN471 Circlip 55x2 DIN471
3	2	6344.40.02	Chaine de securité Safety chain
4	1	6885DA8740	Clavette Wedge
5	1	71412DB81	Graisseur H2-M 8x1 - 45 Grease Nipple H2-M 8x1 - 45
6	1	7522.07.00	Manivelle Spindle
7	1	7522.10.00	Axe Axle
8	1	7522.25.00	Verrouillage Mediane Transport Lock
9	1	7522.38.02	Axe Axle
10	1	7522.65.01	Montant roue Wheel stalk
11	1	7522.88.01	Axe Shaft
12	5	988D55680.5	Rondelle 55x 68x0,5 DIN988 Washer 55x 68x0,5 DIN988
13	3	988D56701	Rondelle 56x 70x1 DIN988 Washer 56x 70x1 DIN988
14	1	988DS5568	Rondelle S 55x 68 DIN988 Supporting washer S 55x 68 DIN988
15	3	VM 214	Graisseur droit - M8, pas100 Grease nipple - M8, thread100



Roue combinée D30 sans pneu
Combiwheel D30 without tire



Index	Quantite	Reference	Designation
1	1	125DA13A	Rondelle A 13 ISO7089 ZNBL Washer A 13 ISO7089 Zinc.
2	1	1481D540A	Goupille elastique 5 X 40 ISO8752 Z Spring Pin 5 X 40 ISO8752 Z
3	1	1481D840A	Goupille elastique 8 X 40 ISO8752 Z Spring Pin 8 X 40 ISO8752 Z
4	1	1481D870A	Goupille elastique 8 X 70 ISO8752 Z Spring Pin 8 X 70 ISO8752 Z
5	1	4716.12.00	Ressort de compression Compression Spring
6	1	4716.36.00	Bille Ball
7	2	4771.14.02	Bagues acier Ø 65 x 55 x 40 Steel bushing Ø 65 x 55 x 40
8	1	7349D17A	Rondelle 17 DIN7349 Z Washer 17 DIN7349 Z
9	1	7513.49.26	Guidage Guide
10	1	7513.49.39	bouchon excentrique exentric stopper
11	1	7522.06.00	Excentrique Excentric
12	1	7522.28.00	Ecrou de manivelle Spindle guide
13	1	7522.63.09	Rondelle Washer
14	1	7522.67.01	Console Console
15	1	8171.09.03	Verin cpl. Cylinder cpl.
16	1	8413.35.01	Axe D25-107 Pin D25-107
17	2	961D141535NA	Vis M14x1,5x35 - 10.9 Z Screw M14x1,5x35 - 10.9 Z
18	1	961D161520PA	Vis M16X1,5x20 - 8.8 Z Screw M16X1,5x20 - 8.8 Z
19	2	988D25350.5A	Rondelle 25x 35x0,5 DIN988 Z Washer 25x 35x0,5 DIN988 Z
20	4	988DS2535A	Rondelle S 25x 35 DIN988 zingüée Supporting washer S 25x 35 DIN988 zinguee
21	1	VI 41 02	Vis H M12x 20 - 8.8 ZNBL Screw H M12x 20 - 8.8 ZNBL

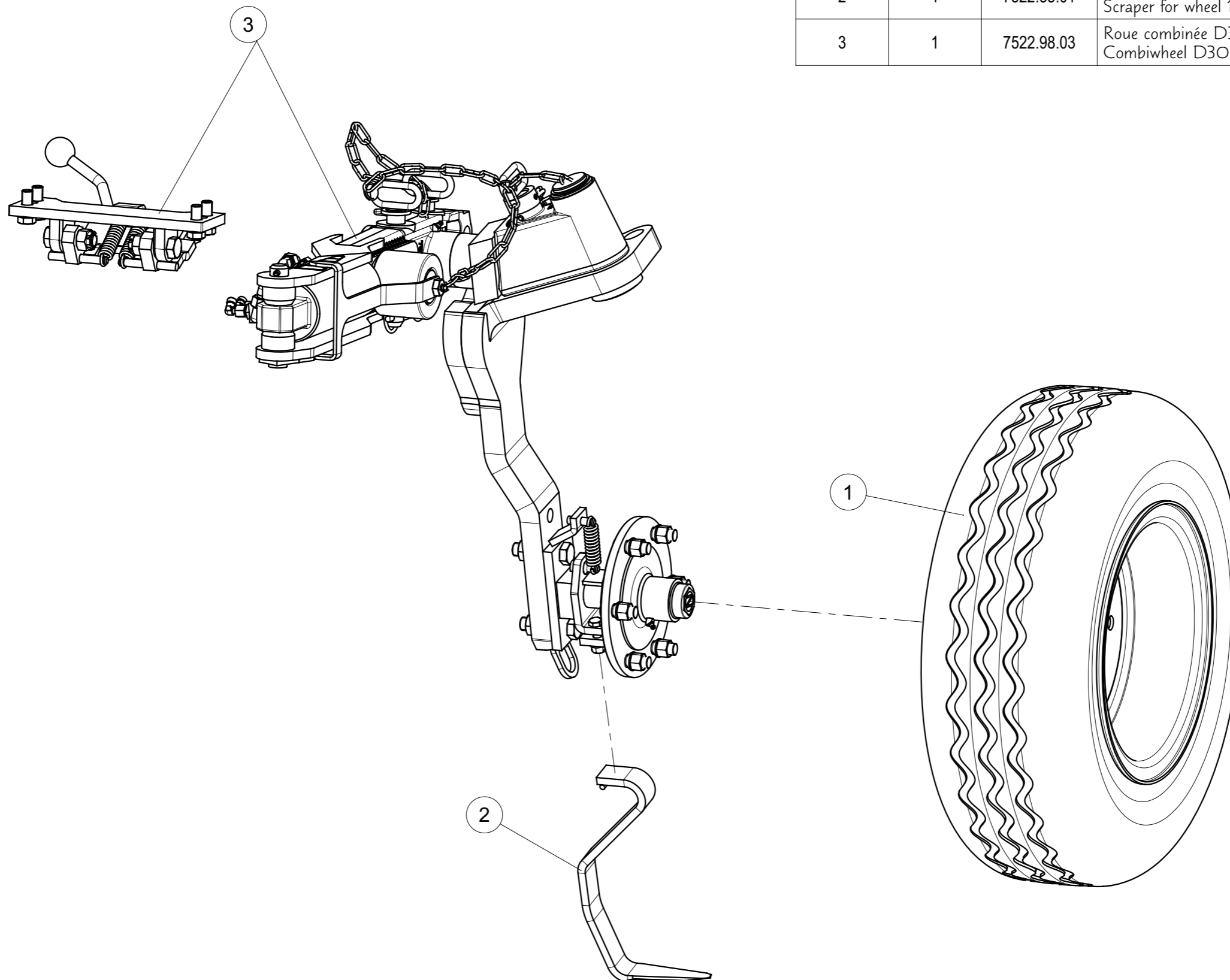



Roue combinée D30, 10.0/75-15 avec réglage hydr.profondeur

Combi wheel D30, 10.0/75-15 with hydr. depth-adjust



Index	Quantite	Reference	Designation
1	1	4356.36.01	Roue 10.0/75-15.3 AW 10PR cpl. Wheel 10.0/75-15.3 AW 10PR cpl.
2	1	7522.35.01	Decrottoir roue 10.0/75-15.3 Scraper for wheel 10.0/75/15.3
3	1	7522.98.03	Roue combinée D30 sans pneu Combiwheel D30 without tire

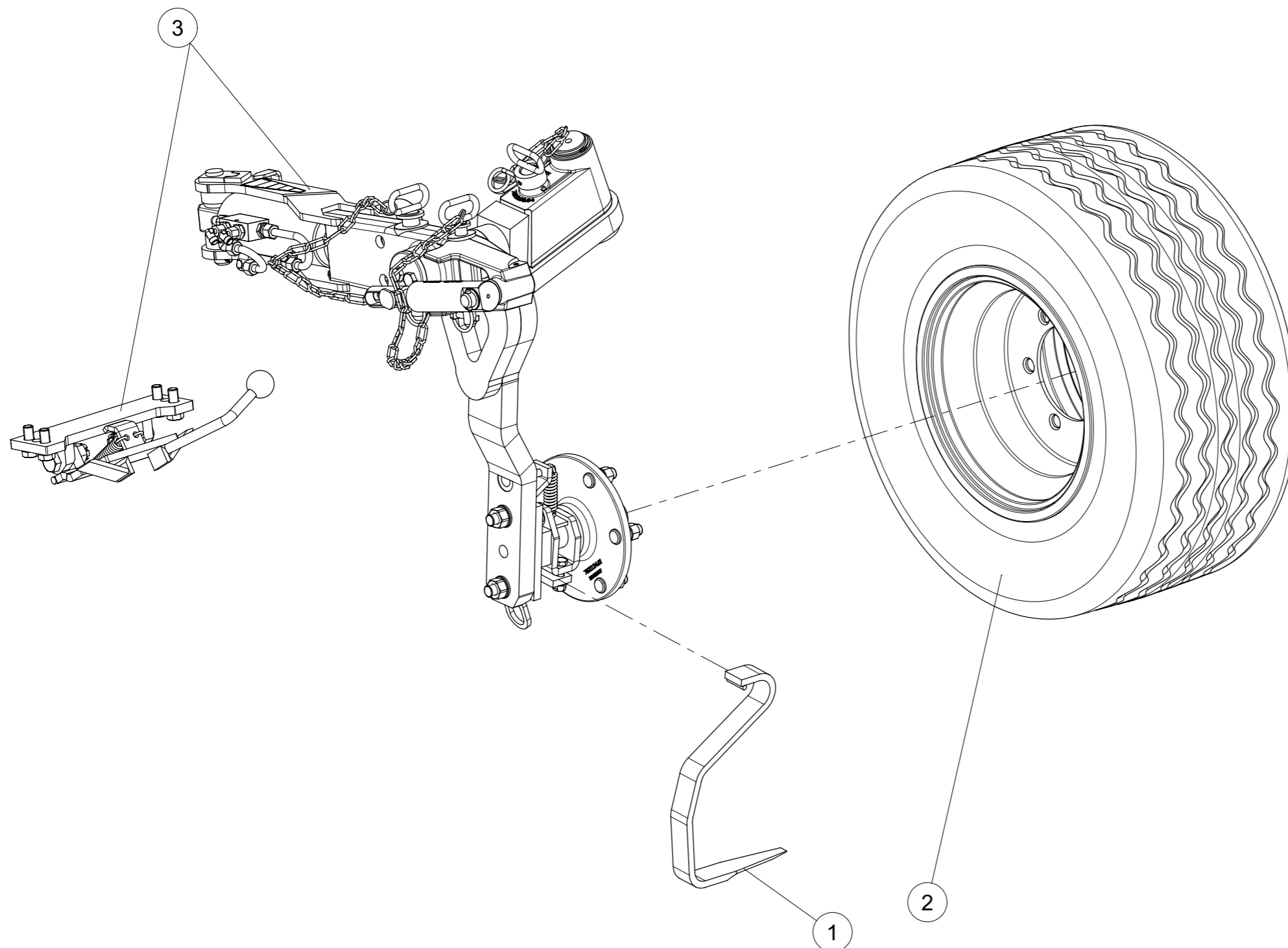




Roue combinée D30, 13.0/55-16 avec réglage hydr.profondeur
Combi wheel D30, 13.0/55-16 with hydr. depth-adjust.

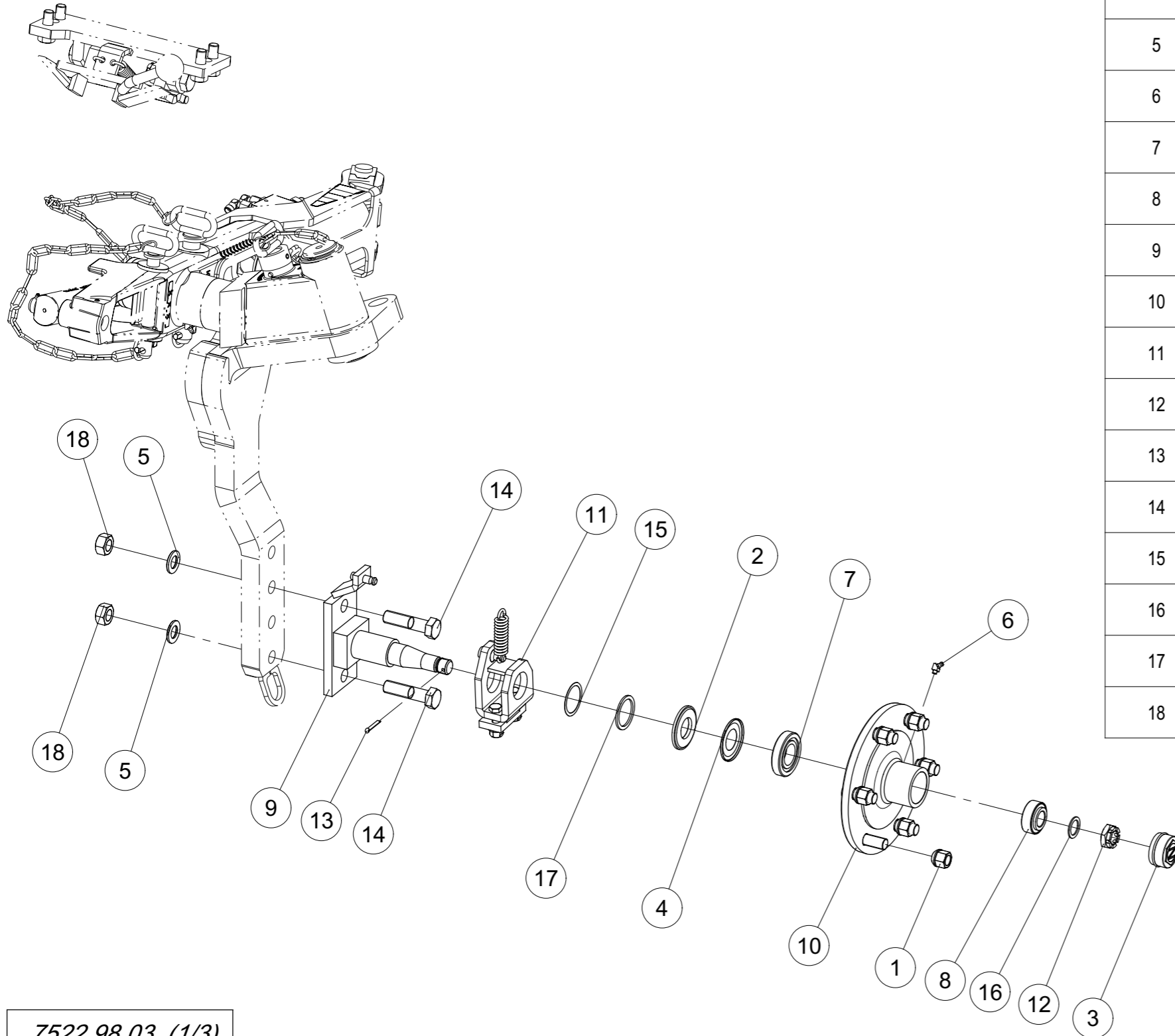



Index	Quantite	Reference	Designation
1	1	7522.43.01	Décrottoire pour roue 13.0/55-16 Scraper for wheel 13.0/55-16
2	1	7522.46.11	Roue 340/55-16 AW TL 140 A8 6L ET O Wheel 340/55-16 AW TL 140 A8 6L ET O
3	1	7522.98.03	Roue combinée D30 sans pneu Combiwheel D30 without tire



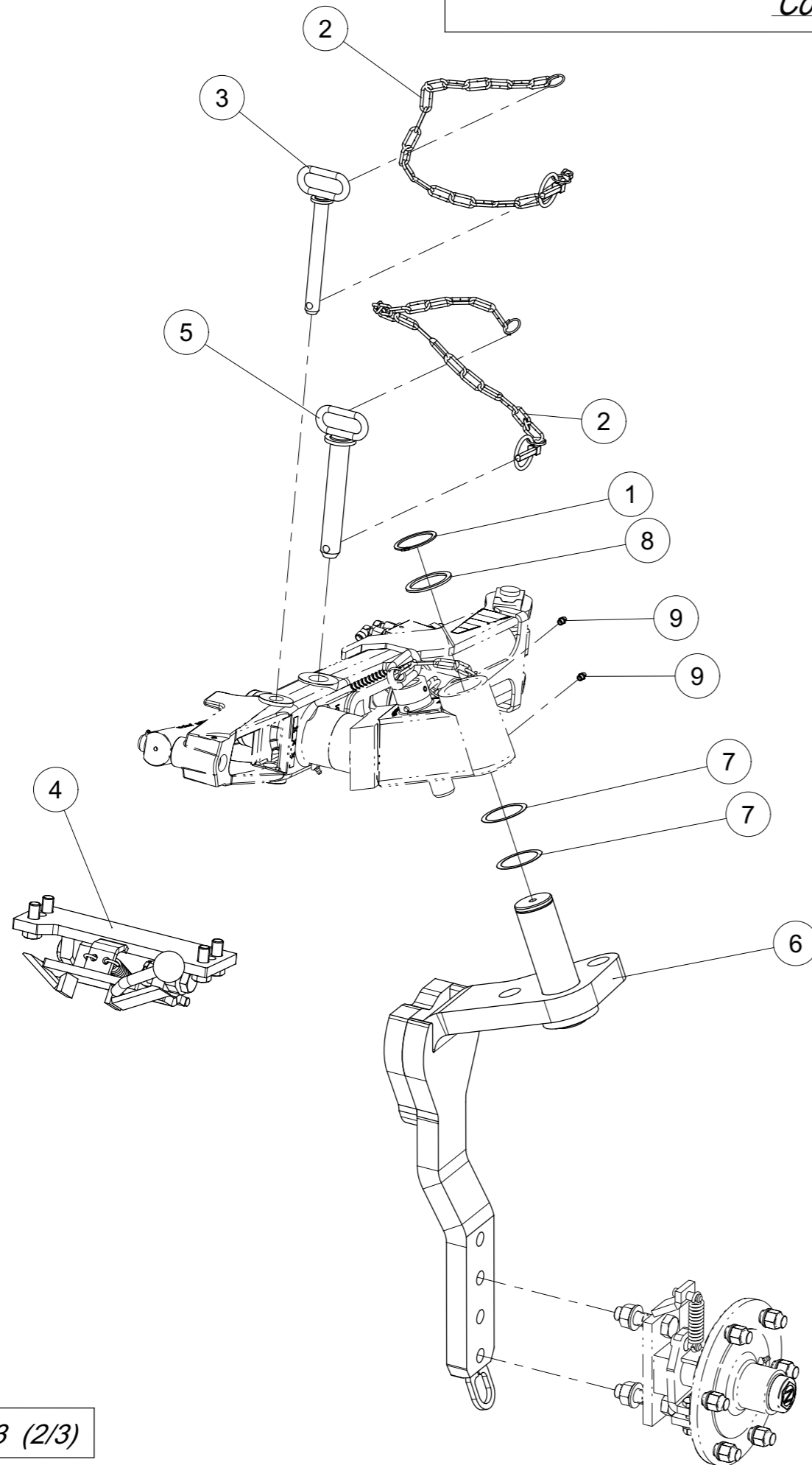

7522.98.08 (1/1)

Roue combinée D30 sans pneu
Combiwheel D30 without tire




Index	Quantite	Reference	Designation
1	6	4349.34.02	Ecrou de goujon M18x1.50 Wheel nut M18x1.50
2	1	6330.00.02	Rondelle D35/73 Washer D35/73
3	1	6330.00.06	Chapeau de roue Wheel cap
4	1	6330.00.07	Joint Nylos 30207 AV Nilos ring 30207 AV
5	2	6916D21A	Rondelle 21 Z Washer 21 Z
6	1	71412DB81	Graisseur H2-M 8x1 - 45 Grease Nipple H2-M 8x1 - 45
7	1	720D30207	Roulement à rlx conique-720 30207 conical roller bearing-720 30207
8	1	720D33205	Roulement à rlx conique-720 33205 conical roller bearing-720 33205
9	1	7522.18.04	Axe de roue Wheel axle
10	1	7522.34.11	Moyeu 6trs Hub 6 holes
11	1	7522.64.01	Support decrottoir complet Scraper barcket complet
12	1	937D2415P	Ecrou à creneaux M24x1,5 8.8 Castellated nut M24x1,5 - 8.8
13	1	94D532	Goupille fendue 5x 32 cotter pin 5x 32
14	2	960D201580NA	Vis hex. M20x1.5x80 ZNBL 10.9 Hex. Screw M20x1.5x80 ZNBL 10.9
15	1	988D45550.5	Rondelle 45x 55x0,5 DIN988 Washer 45x 55x0,5 DIN988
16	3	988DS2535	Rondelle S 25x 35 DIN988 Supporting washer S 25x 35 DIN988
17	1	988DS4556	Rondelle S 45x 56 DIN988 Supporting washer S 45x 56 DIN988
18	2	VJ 639	Ecrou HU M20 - 10 ZNBL - pas 150 Nut HU M20 - 10 ZNBL - thread 150

Roue combinée D30 sans pneu
Combiwheel D30 without tire

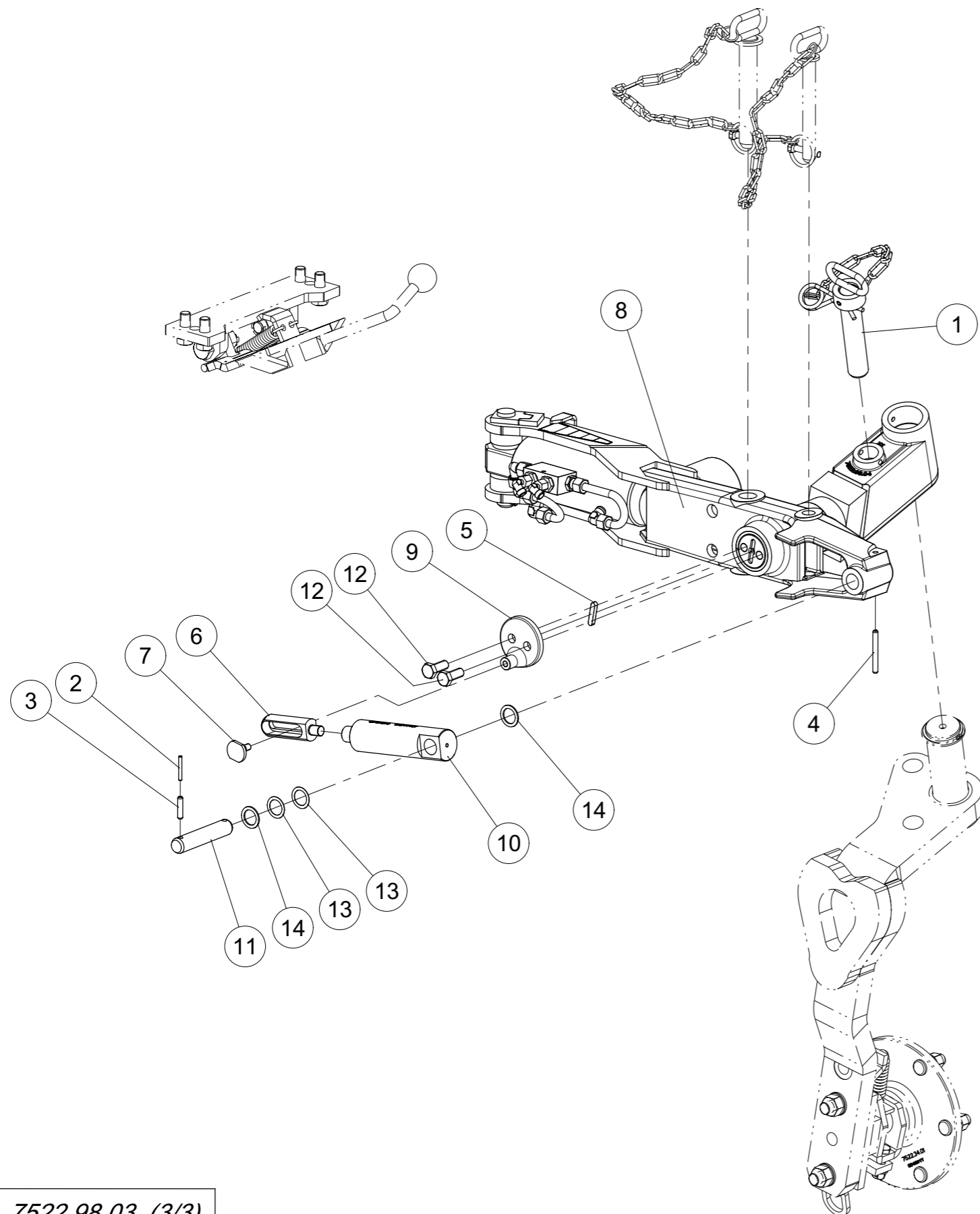


Index	Quantite	Reference	Designation
1	1	471D552	Circlip 55x2 DIN471 Circlip 55x2 DIN471
2	2	6344.40.02	Chaine de securité Safety chain
3	1	7522.10.00	Axe Axle
4	1	7522.25.00	Verrouillage Mediane Transport Lock
5	1	7522.38.02	Axe Axle
6	1	7526.24.01	Tige Stalk
7	2	988D55680.5	Rondelle 55x 68x0,5 DIN988 Washer 55x 68x0,5 DIN988
8	1	988DS5568	Rondelle S 55x 68 DIN988 Supporting washer S 55x 68 DIN988
9	2	VM 214	Graisseur droit autotaraudant - M8, pas100 Grease nipple self-tapping- M8, thread100



Roue combinée D30 sans pneu

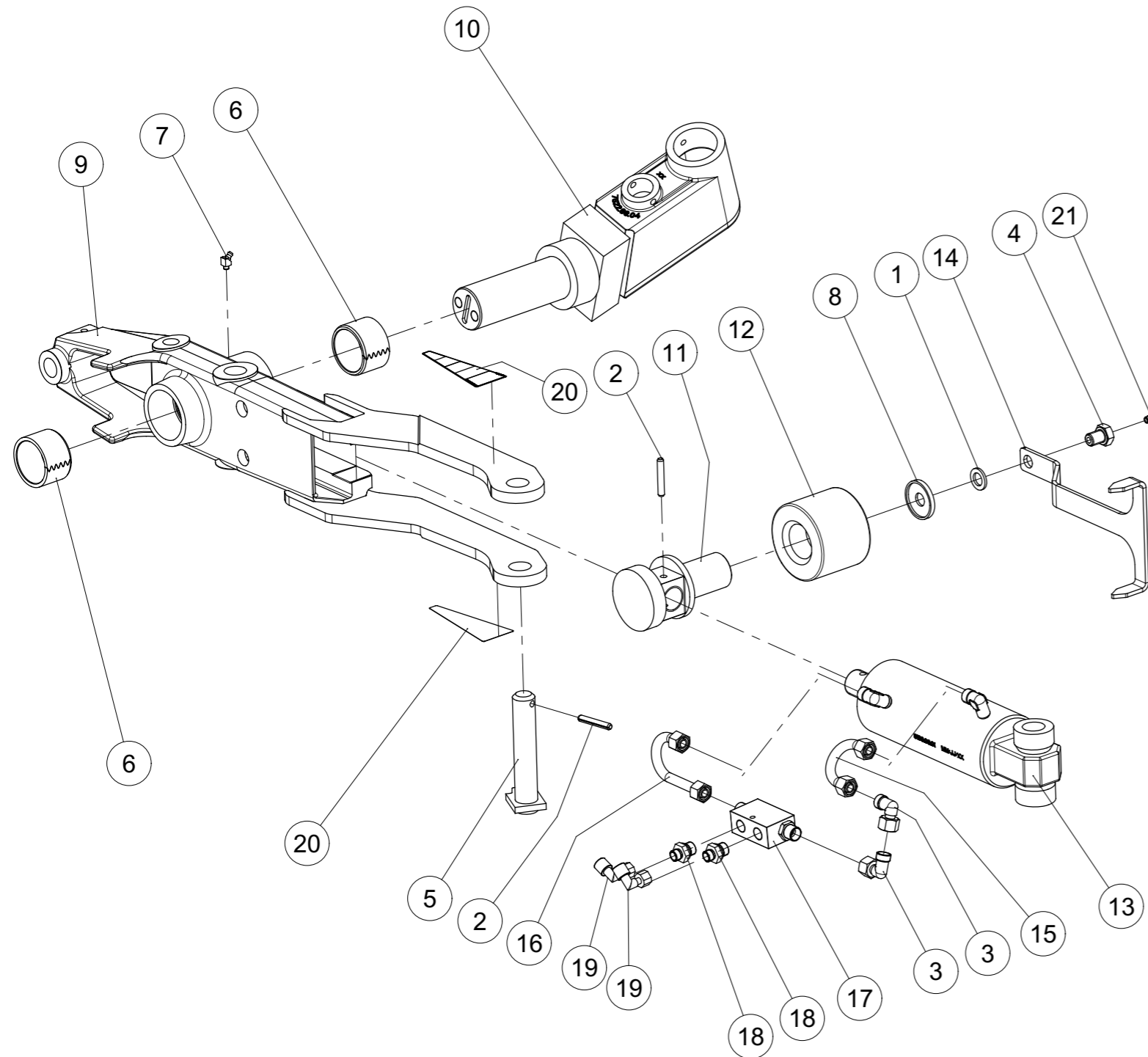
Combiwheel D30 without tire




Index	Quantite	Reference	Designation
1	1	1000.02.01	Axe complet Axle complet
2	1	1481D540A	Goupille elastique 5 X 40 ISO8752 Z Spring Pin 5 X 40 ISO8752 Z
3	1	1481D836	Goupille elastique 8 X 36 ISO8752 Spring Pin 8 X 36 ISO8752
4	1	1481D870A	Goupille elastique 8 X 70 ISO8752 Z Spring Pin 8 X 70 ISO8752 Z
5	1	6885DA8740	Clavette Wedge
6	1	7522.79.01	Guidage Guide
7	1	7522.82.01	Pivot Shaft
8	1	7522.96.01	Réglage hydraulique de la profondeur Hydraulic depth adjustment
9	1	7526.03.01	Rondelle Washer
10	1	8171.09.03	Verin cpl. Cylinder cpl.
11	1	8413.35.01	Axe D25-107 Pin D25-107
12	2	961D141535NA	Vis M14x1,5x35 - 10.9 Z Screw M14x1,5x35 - 10.9 Z
13	2	988D25350.5	Rondelle 25x 35x0,5 DIN988 Washer 25x 35x0,5 DIN988
14	3	988DS2535	Rondelle S 25x 35 DIN988 Supporting washer S 25x 35 DIN988



Réglage hydraulique de la profondeur
Hydraulic depth adjustment

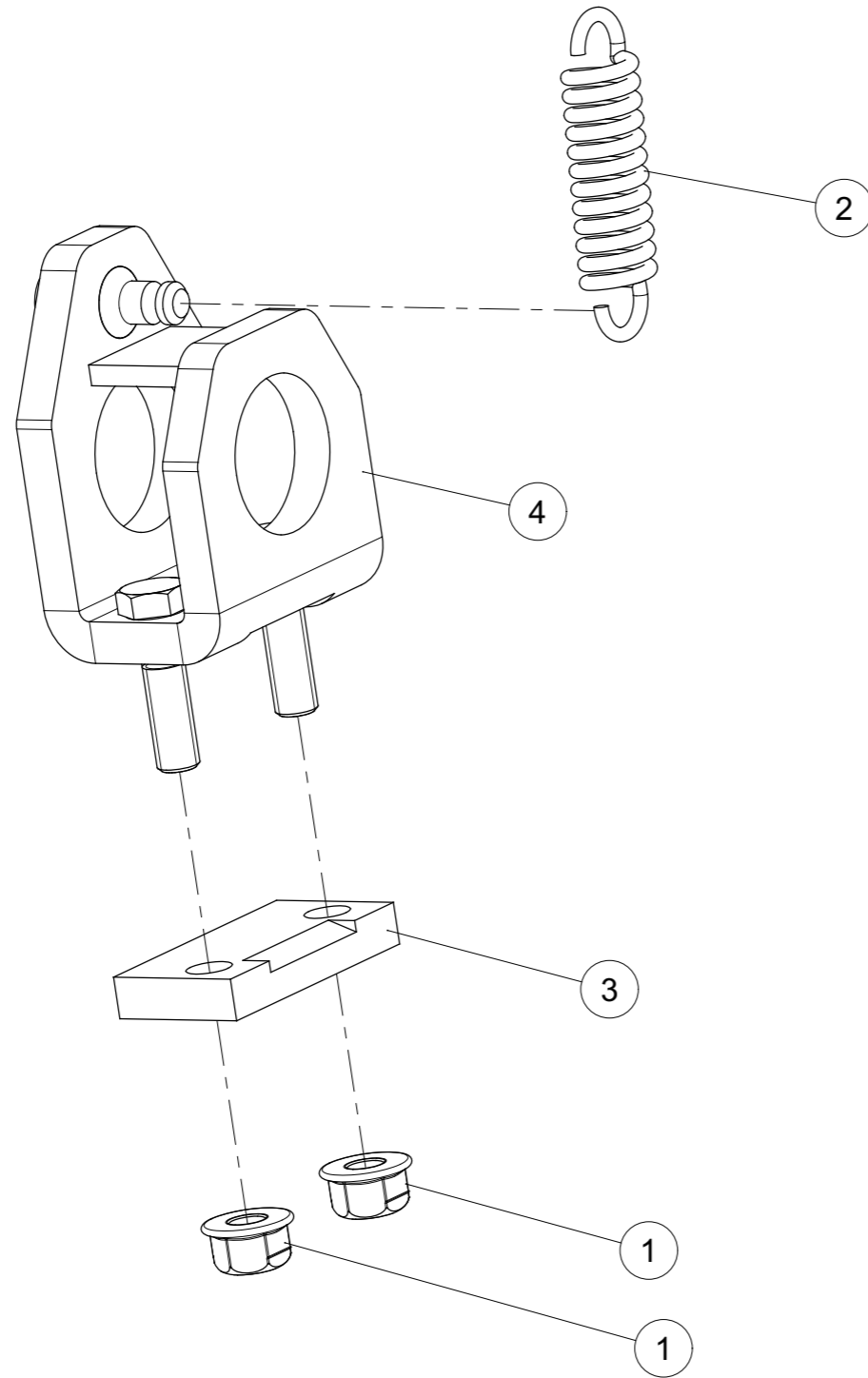


Index	Quantite	Reference	Designation
1	1	1441D17A	Rondelle 17 DIN1441 Z Washer 17 DIN1441 Z
2	2	1481D850	Goupille elastique 8 X 50 ISO8752 Spring Pin 8 X 50 ISO8752
3	2	4716.52.11	Raccord coude L-12 M18x1,5 Elbow coupling L-12 M18x1,5
4	1	4754.07.32	Réglage Vis Adjusting screw
5	1	4771.11.03	Axe sécurité D28-133 Safety pin D28-133
6	2	4771.14.02	Bagues acier Ø 65 x 55 x 40 Steel bushing Ø 65 x 55 x 40
7	1	71412DBS81	Graisseur H2a-M 8x1 -45 Grease Nipple H2a-M 8x1 -45
8	1	7522.75.03	Rondelle D17/50 Washer D17/50
9	1	7522.78.01	Console Console
10	1	7522.93.01	Axe Bracket
11	1	7522.94.01	Ecrou de manivelle Spindle guide
12	1	7522.95.01	Rôle Role
13	1	7522.96.02	Vérin 80/35/114 Cylinder 80/35/114
14	1	7522.97.01	réglette scale
15	1	7526.25.01	Tube hydraulique monté Hydraulic pipe mounted
16	1	7526.26.01	Tube hydraulique monté Hydraulic pipe mounted
17	1	8154.24.02	Limiteur Valve
18	2	8172.08.13	Raccord L M14x1,5 / G 3/8 Male Stud coupling L M14x1,5 / G 3/8
19	2	9004.17.08	Raccord coude L-8 M14x1,5 Elbow coupling L-8 M14x1,5
20	2	9998.02.96	Réglage de Autocollant échelle Combi Roue Sticker adjustment Combi Wheel scale
21	1	VM 214	Graisseur droit - M8, pas100 Grease nipple - M8, thread100



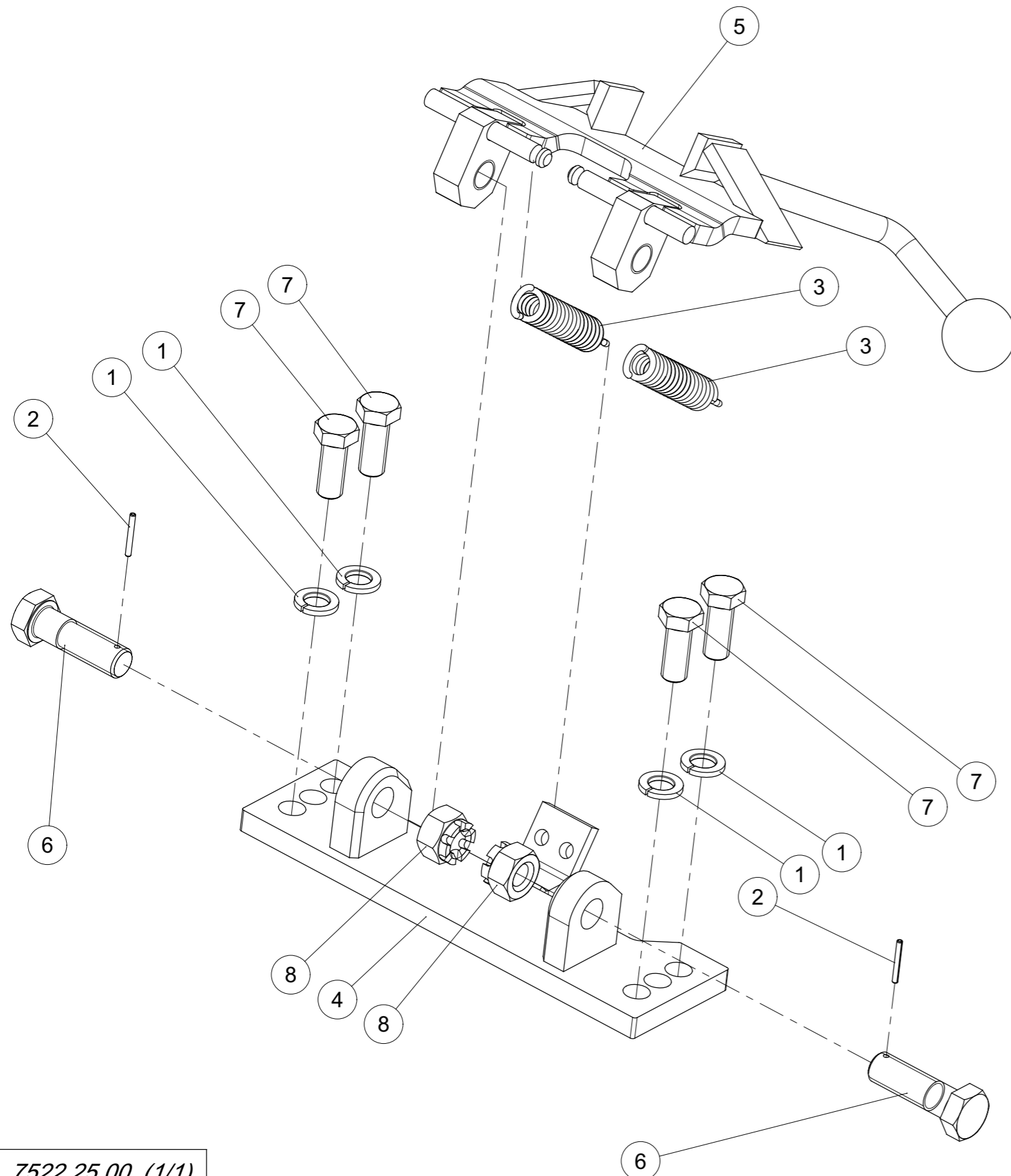
Support decrottoir complet
Scraper barcket complet

Index	Quantite	Reference	Designation
1	2	6927 DV 12 NA	Ecrou HEFR M12 emb. S.Lock Cl.10 HEFR M12 Flg nut Gr.10 ZNBL
2	1	7518.20.03	Ressort de traction Tension spring
3	1	7522.27.04	Platine serrage decrottoir Clamp
4	1	7522.64.04	Support ressort-decrottoir Support spring-scraper





Verrouillage Mediane
Transport Lock

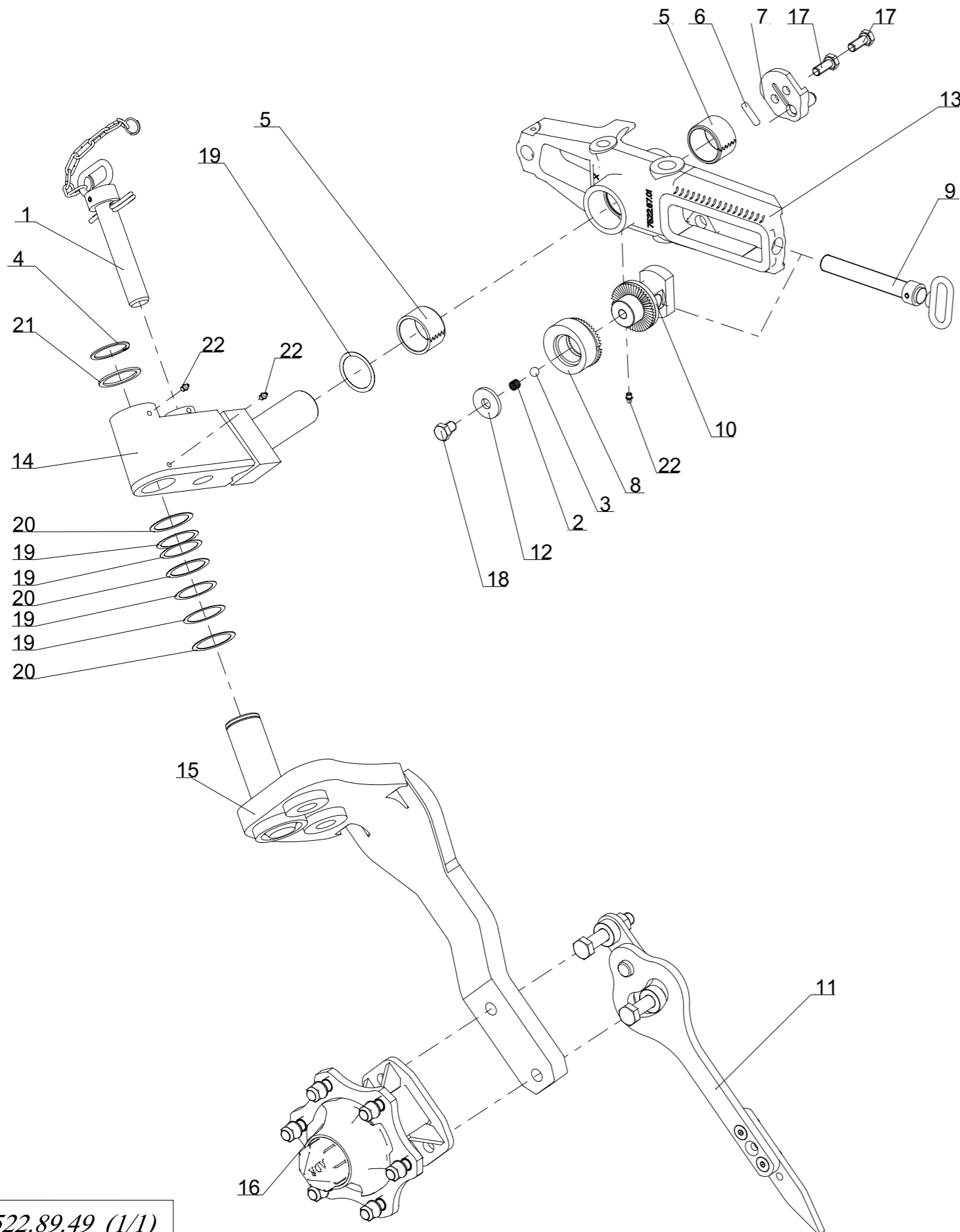


Index	Quantite	Reference	Designation
1	4	127DB16A	Rondelle grower B 16 DIN127 Zinguée Sping washer B 16 DIN127 Zinc
2	2	1481D3.530A	Goupille elastique 3,5 X 30 ISO8752 Z Spring Pin 3,5 X 30 ISO8752 Z
3	2	7521.10.00	Ressort CF-184 Tension spring CF-184
4	1	7522.15.06	Support de verrou Bracket
5	1	7522.24.00	Verrouillage Blocking
6	2	7522.25.01	Vis M20x65 Screw M20x65
7	4	933D1635PA	Vis H M16x35 ISO4017-8.8 ZNBL Hex. Screw M16x35 ISO4017-8.8 Zinc
8	2	935D20PA	Ecrou HK 20 8.8 Zingué Castellated nut HK 20 8.8 Zinc

7522.25.00 (1/1)



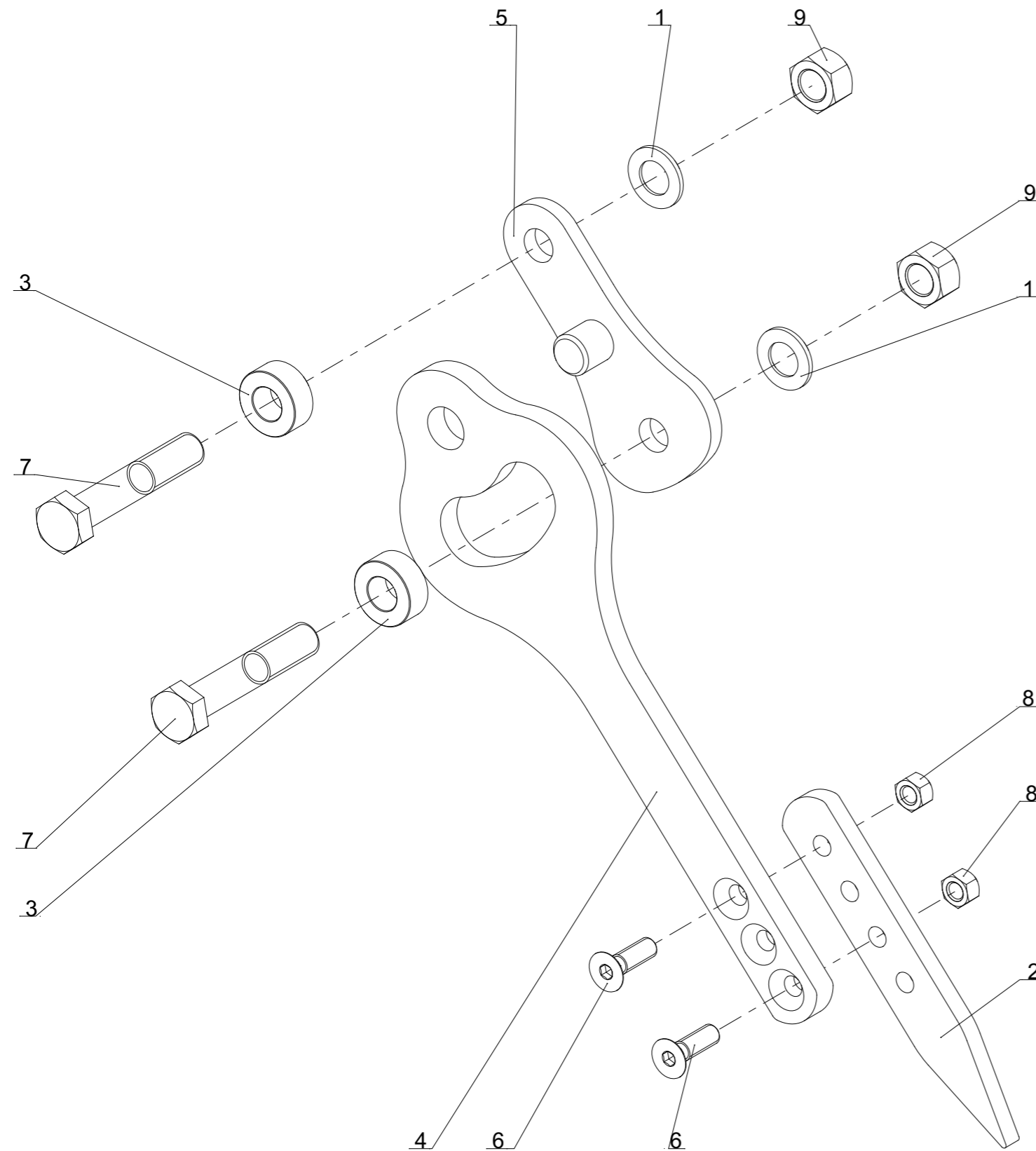
Roue combinée
Combi wheel complete



Index	Quantité	Référence	Designation
1	1	1000.02.12	Broche D32, monté
2	1	4716.12.00	Ressort de compression Compression Spring
3	1	4716.36.00	Bille Ball
4	1	471D552	Circlips 55x2 DIN471 Circlip 55x2 DIN471
5	2	4771.14.02	Bagues acier Ø 65 x 55 x 40 Steel bushing Ø 65 x 55 x 40
6	1	6885DA8740	Clavette Wedge
7	1	7513.49.39	bouchon excentrique exentric stopper
8	1	7522.06.00	Excentrique Excentric
9	1	7522.07.00	Manivelle Spindle
10	1	7522.28.00	Ecrou de manivelle Spindle guide
11	1	7522.43.20	Kit pic de roue
12	1	7522.63.09	Rondelle Washer
13	1	7522.67.01	Console Console
14	1	7522.88.01	Axe Shaft
15	1	7526.13.06	Montant de roue
16	1	7526.15.01	Moyeu 6 trous, complet
17	2	961D141535NA	Vis M14x1,5x35 - 10.9 Z Screw M14x1,5x35 - 10.9 Z
18	1	961D161520PA	Vis M16X1,5x20 - 8.8 Z Screw M16X1,5x20 - 8.8 Z
19	5	988D55680.5	Rondelle 55x 68x0,5 DIN988 Washer 55x 68x0,5 DIN988
20	3	988D56701	Rondelle 56x 70x1 DIN988 Washer 56x 70x1 DIN988
21	1	988DS5568	Rondelle S 55x 68 DIN988 Supporting washer S 55x 68 DIN988
22	3	VM 214	Graisseur droit autotaraudant - M8, pas100 Grease nipple self-tapping- M8, thread100

7522.89.49 (1/1)

Kit pic de roue
Scraper kit for wheel



Index	Quantite	Reference	Designation
1	2	6916D21A	Rondelle 21 Z Washer 21 Z
2	1	7522.43.09	pic de roue Wheel pic
3	2	7522.43.18	Douille Washer
4	1	7522.43.19	Support pic de roue Support scraper
5	1	7522.43.21	Platine fixation pic de roue
6	2	7991D1240PA	Vis FHc M12x 40 - 8,8, ZNBL Screw FHc M12x 40 - 8,8, ZNBL
7	2	960D2015110NA	Vis hex. M2Ox1.5x11O ZNBL 10.9 Hex. Screw M2Ox1.5x11O ZNBL 10.9
8	2	980DV12NA	Ecrou M12 ZNBL 10.9 Nut M12 Zinc 10.9
9	2	980DV2015NA	Ecrou M2Ox1.5 ZNBL 10.9 Nut M2Ox1.5 Zinc 10.9

Hydraulique (Roue) avec cadre pivotant hydraulique 3+4 socs
 Hydraulic (Wheel) with hydraulic swing frame 3+4 furrow



<i>Repere</i>	<i>Quantite</i>	<i>Reference</i>	<i>Designation</i>
1	2	4723.02.03	Raccord L-12 G 3/8-19/M18x1,5
			Male stud coupling L-12 G 3/8-19/M18x1,5
2	2	4753.56.11	Pince double tube SP 1-D-112/12 PP-GD-AS
			Double pipe clamp SP 1-D-112/12 PP-GD-AS
3	1	4753.56.18	Pince double tube SP 1-D-108/08 PP-GD-AS
			Double pipe clamp SP 1-D-108/08 PP-GD-AS
4	1	7522.72.03	Tube hydraulique monté 296 lg.
			Monted hydraulic tube 296 Lg.
5	1	7522.72.04	Tube hydraulique monté 374 lg.
			Monted hydraulic tube 374 Lg.
6	2	8172.13.03	Flexible Hydraulique DN6 (2000lg.)
			Hydraulic hose DN6 (2000lg.)
7	2	9004.17.08	Raccord coude L-8 M14x1,5
			Elbow coupling L-8 M14x1,5
8	2	7406.39.01	Raccord de réduction M18x1,5 / M14x1,5
			Male stud coupling M18x1,5 / M14x1,5
9	2	4723.02.05	Raccord L-12 M18x1,5
			Adj.coupling L-12 M18x1,5

7522.73.05 (1/1)

21.03.2017

Hydraulique (Roue) sans cadre pivotant hydraulique 3+4 socs
 Hydraulic (Wheel) without hydraulic swing frame 3+4 furrow



<i>Repere</i>	<i>Quantite</i>	<i>Reference</i>	<i>Designation</i>
1	2	4723.02.03	Raccord L-12 G 3/8-19/M18x1,5
			Male stud coupling L-12 G 3/8-19/M18x1,5
2	2	4753.56.11	Pince double tube SP 1-D-112/12 PP-GD-AS
			Double pipe clamp SP 1-D-112/12 PP-GD-AS
3	1	4753.56.18	Pince double tube SP 1-D-108/08 PP-GD-AS
			Double pipe clamp SP 1-D-108/08 PP-GD-AS
4	1	7522.72.03	Tube hydraulique monté 296 lg.
			Monted hydraulic tube 296 Lg.
5	1	7522.72.04	Tube hydraulique monté 374 lg.
			Monted hydraulic tube 374 Lg.
6	2	8132.27.01	Raccord L 12/8 - M18x1,5 / M18x1,5
			Male stud coupling L 12/8 - M18x1,5 / M18x1,5
7	2	4777.35.02	Flexible Hydraulique 2SN DN08 (2000lg.)
			Hydraulic hose 2SN DN08 (2000lg.)
8	2	8172.13.03	Flexible Hydraulique DN6 (2000lg.)
			Hydraulic hose DN6 (2000lg.)
9	2	9004.17.08	Raccord coude L-8 M14x1,5
			Elbow coupling L-8 M14x1,5
10	2	9001.60.24	Raccord L 8/8 - M14x1,5 / M14x1,5
			Male stud coupling L 8/8 - M14x1,5 / M14x1,5
11	1	7522.73.10	Guide de tuyau flexible
			Hose guide
12	2	8154.01.02	Collier de serrage BG2-D18
			Pipe clamp BG2-D18
13	4	84D625WA	Vis cylindrique M6x25
			Spline screw M6x25

7522.73.15 (1/1)

21.03.2017

Kit hydraulique (Roue) pour réglage de la profondeur 4 socs
Hydraulic Kit (Wheel) for depth adjustment 4 furrow



<i>Repere</i>	<i>Quantite</i>	<i>Reference</i>	<i>Designation</i>
1	1	4769.33.00	Protection de tuyaux hydraulique DN16 400mm Hose protection DN16 400mm
2	2	9108.69.01	Bouchon hydraulique SKS 06 HL3 AG M14x1,5 Hydraulic plug SKS 06 HL3 AG M14x1,5
3	2	8132.05.04	Cache noir taille 3 Dust cap black size 3
4	2	8132.22.04	Flexible Hydraulique DN6 (1300lg.) AOL/AOL Hydraulic hose DN6 (1300lg.) AOL/AOL
5	2	8132.22.01	Flexible Hydraulique DN6 (1000lg.) AOL/AOL Hydraulic hose DN6 (1000lg.) AOL/AOL
6	2	8172.13.03	Flexible Hydraulique DN6 (2000lg.) AOL/AOL Hydraulic hose DN6 (2000lg.) AOL/AOL
7	2	931D660PA	Vis 6 pans M6x60 DIN931-8.8 Zinguée Hex.bolt M6x60 DIN931-8.8 verz.
8	4	9001.60.24	Raccord L 8/8 - M14x1,5 / M14x1,5 Male stud coupling L 8/8 - M14x1,5 / M14x1,5
9	2	4753.56.07	Collier de serrage BG1-D12 Pipe clamp BG1-D12

7526.01.10 (1/1)

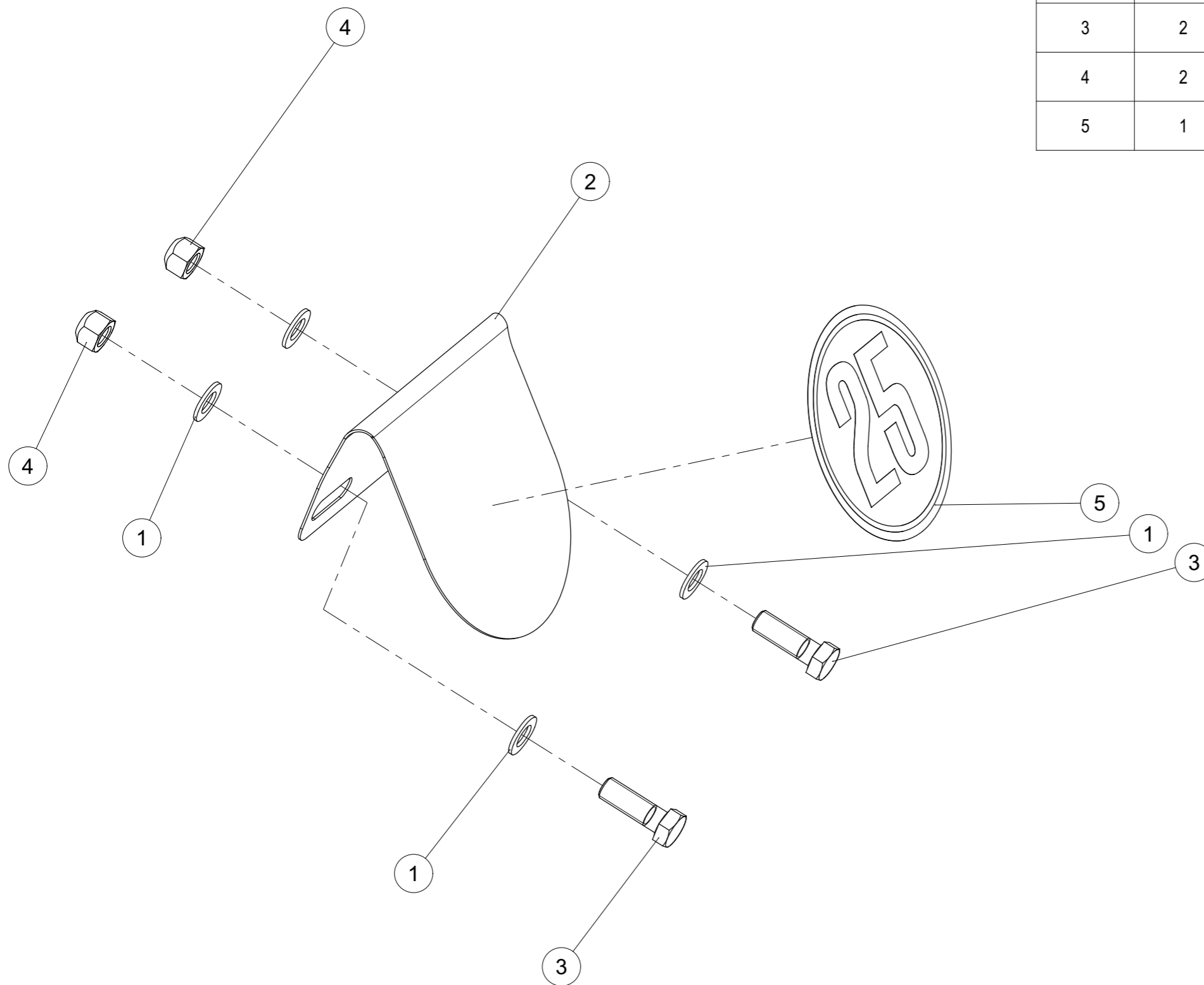
21.03.2017



Signe de la vitesse cpl.

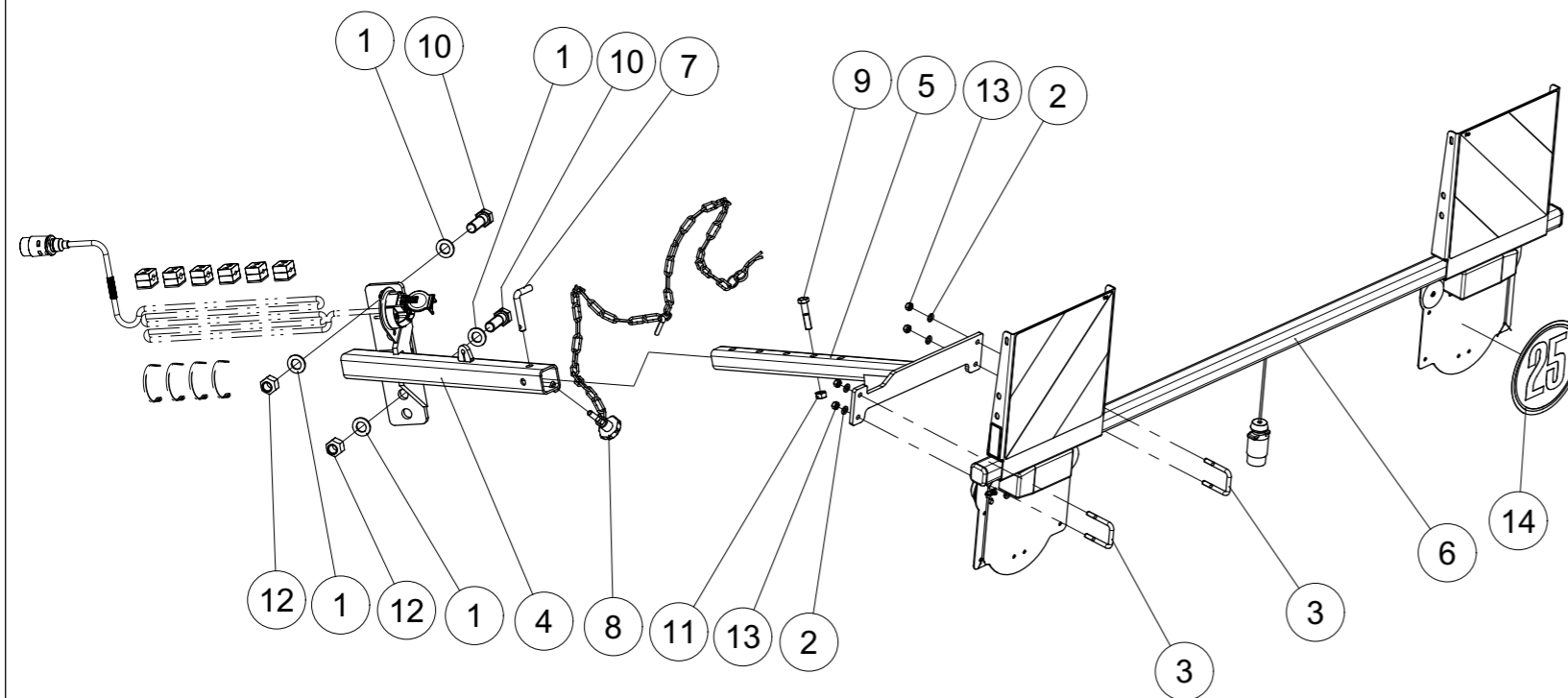
Speed shield cpl.

Index	Quantite	Reference	Designation
1	4	125DA21A	Rondelle A 21 ISO7089 ZNBL Washer A 21 ISO7089 Zinc.
2	1	6103.19.99	Support Holder for shield
3	2	931D2060PA	Vis H M20 x 60 ZNBL 8.8 Hex. Screw M20 x 60 Zinc 8.8
4	2	980DV20PA	Ecrou M20 ZNBL 8.8 Nut M20 Zinc 8.8
5	1	9998.25.00	Autocollant 25 kmh-noir Sticker 25 kmh- black





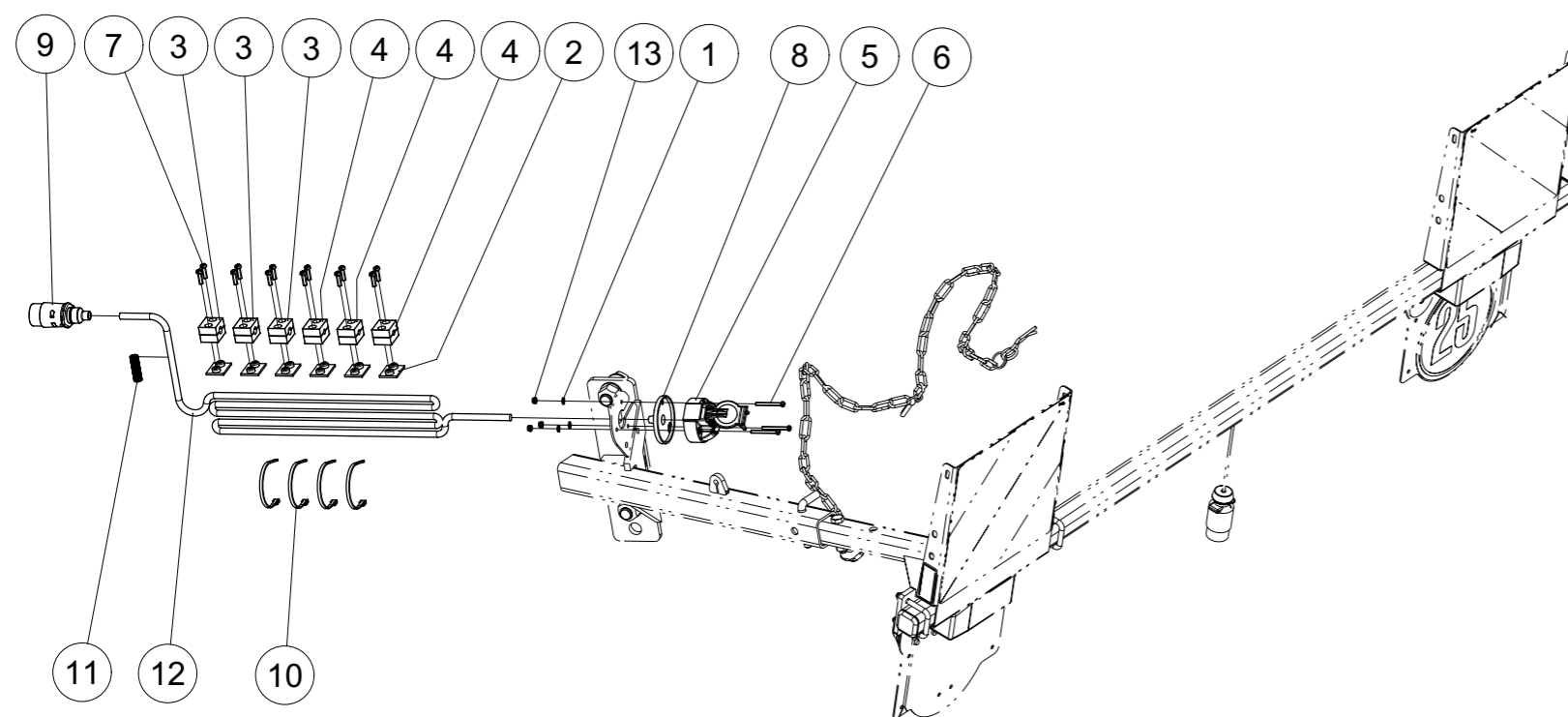
Eclairage sharrue 1,6m cpl. monté
Lighting Plough 1,6m cpl. assembled



Index	Quantite	Reference	Designation
1	4	125DA21A	Rondelle A 21 ISO7089 ZNBL Washer A 21 ISO7089 Zinc.
2	4	125DA8.4A	Rondelle A 8,4 ISO7089 Zinguée Washer A 8,4 ISO7089 Zinc.
3	2	6103.11.28	Bride MC-8x50x65 Cross section MC-8x50x65
4	1	6103.19.10	Support d'éclairage Lighting holder
5	1	6103.19.20	Extension Outrigger
6	1	6103.19.40	Unité d'éclairage charrue Lighting unit plough cpl.
7	1	6241.29.02	Axe TB-12x50 Pin TB-12x50
8	1	6344.40.20	Chaine de sécurité á double montée Mounted double safety chain
9	1	931D1255PA	Vis H M12 x 55 ZNBL 8.8 Hex. Screw M12 x 55 Zinc 8.8
10	2	931D2060PA	Vis H M20 x 60 ZNBL 8.8 Hex. Screw M20 x 60 Zinc 8.8
11	1	934D12PA	Ecrou std H M12 - pas 175 Zingue Nut std H M12 - thread 175 Zingue
12	2	980DV20PA	Ecrou M20 ZNBL 8.8 Nut M20 Zinc 8.8
13	4	980DV8PA	Ecrou M8 ZNBL 8.8 Nut M8 Zinc 8.8
14	1	9998.25.00	Autocollant 25 kmh-noir Sticker 25 kmh- black



Eclairage sharrue 1,6m cpl. monté
Lighting Plough 1,6m cpl. assembled



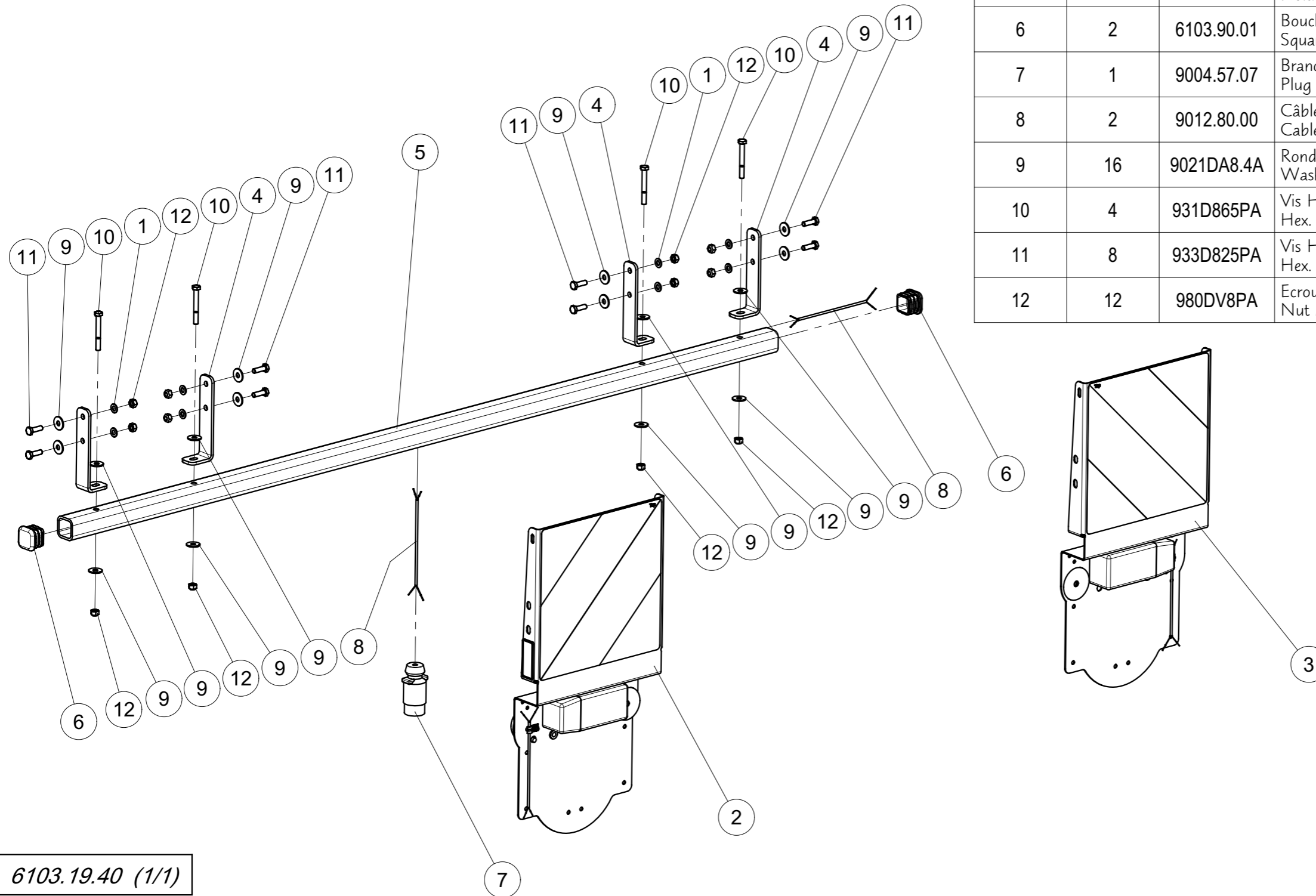
Index	Quantite	Reference	Designation
1	3	125DA5.3A	Rondelle A 5,3 ISO7089 Zinguée Washer A 5,3 ISO7089 Zinc.
2	6	4753.56.01	Plaque à souder Weld plate
3	3	4753.56.02	Tuyau hydraulique de serrage D11,5 Hydraulic pipe clamp D11,5
4	3	4753.56.15	Tuyau hydraulique de serrage D8 Hydraulic pipe clamp D8
5	1	8416.65.01	Socket 7 pôle plastique noir 7 pole socket Black plastic
6	3	84D545WA	Vis M5x45 ISO1207-4.8 Z Screw M5x45 ISO1207-4.8 Z
7	12	84D620WA	Vis M6X20 ISO1207-4.8 Z Screw M6X20 ISO1207-4.8 Z
8	1	9004.18.55	Capuchon de protection pour prise Protective cap for socket
9	1	9004.57.07	Branchez 7 pôles Plug 7 pole
10	4	9006.70.02	Attaches de câble 4,8x178 noire Cable ties 4,8x178 black
11	1	9012.12.00	Tube ondulé NW 8.5 - 2.000 m Corrugated pipe NW 8.5 - 2.000 m
12	1	9012.91.00	Câble HYSLY-JZ 7x1,5 - 11,00m Cable HYSLY-JZ 7x1,5 11,00m
13	3	985D5PA	Ecrou HFR M5 ISO10511-8 Z Nut HFR M5 ISO10511-8 Z



Unité d'éclairage charrue
Lighting unit plough cpl.



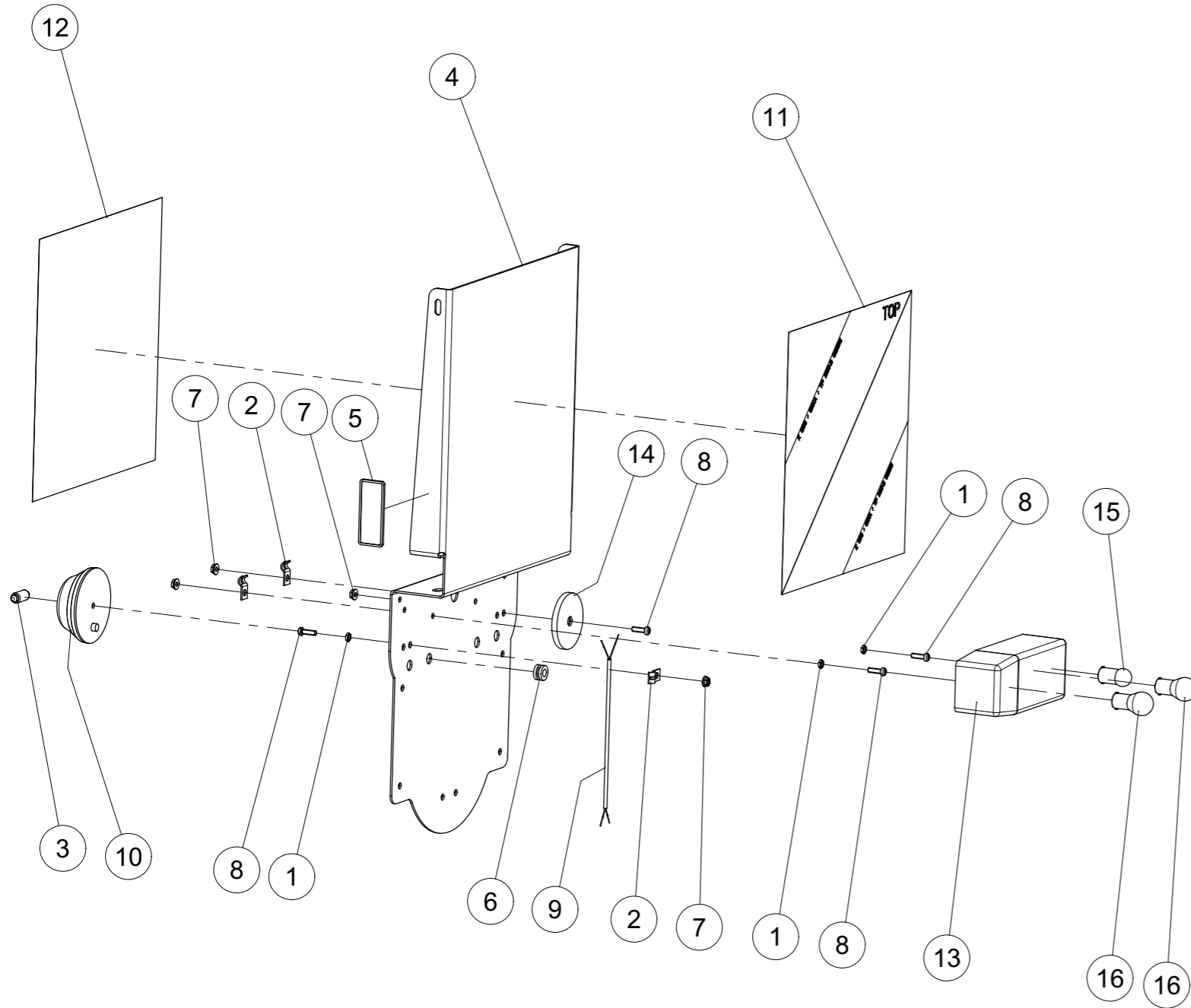
Index	Quantite	Reference	Designation
1	8	125DA8.4A	Rondelle A 8,4 ISO7089 Zinguée Washer A 8,4 ISO7089 Zinc.
2	1	6103.16.38	Panneau d'avertissement monté arrière gauche Warning plate mounted rear left
3	1	6103.16.48	Panneau d'avertissement monté arrière droite Warning plate mounted rear right
4	4	6103.16.76	Support Bracket
5	1	6103.19.41	Tube de retenue pour panneau d'avertissement Holding tube for warning plate
6	2	6103.90.01	Bouchon plast. pour tube 40x1-4 Square plastic plugs LQ40x40x1-4
7	1	9004.57.07	Branchez 7 pôles Plug 7 pole
8	2	9012.80.00	Câble noir 4x0.75 - 2.30 m Cable black 4x0.75 - 2.30 m
9	16	9021DA8.4A	Rondelle A 8,4 ISO7093-1 Z Washer A 8,4 ISO7093-1 Z
10	4	931D865PA	Vis H M8 x 65 ZNBL 8.8 Hex. Screw M8 x 65 Zinc 8.8
11	8	933D825PA	Vis H M8x25 ISO4017-8.8 ZNBL Hex. Screw M8x25 ISO4017-8.8 Zinc
12	12	980DV8PA	Ecrou M8 ZNBL 8.8 Nut M8 Zinc 8.8



6103.19.40 (1/1)



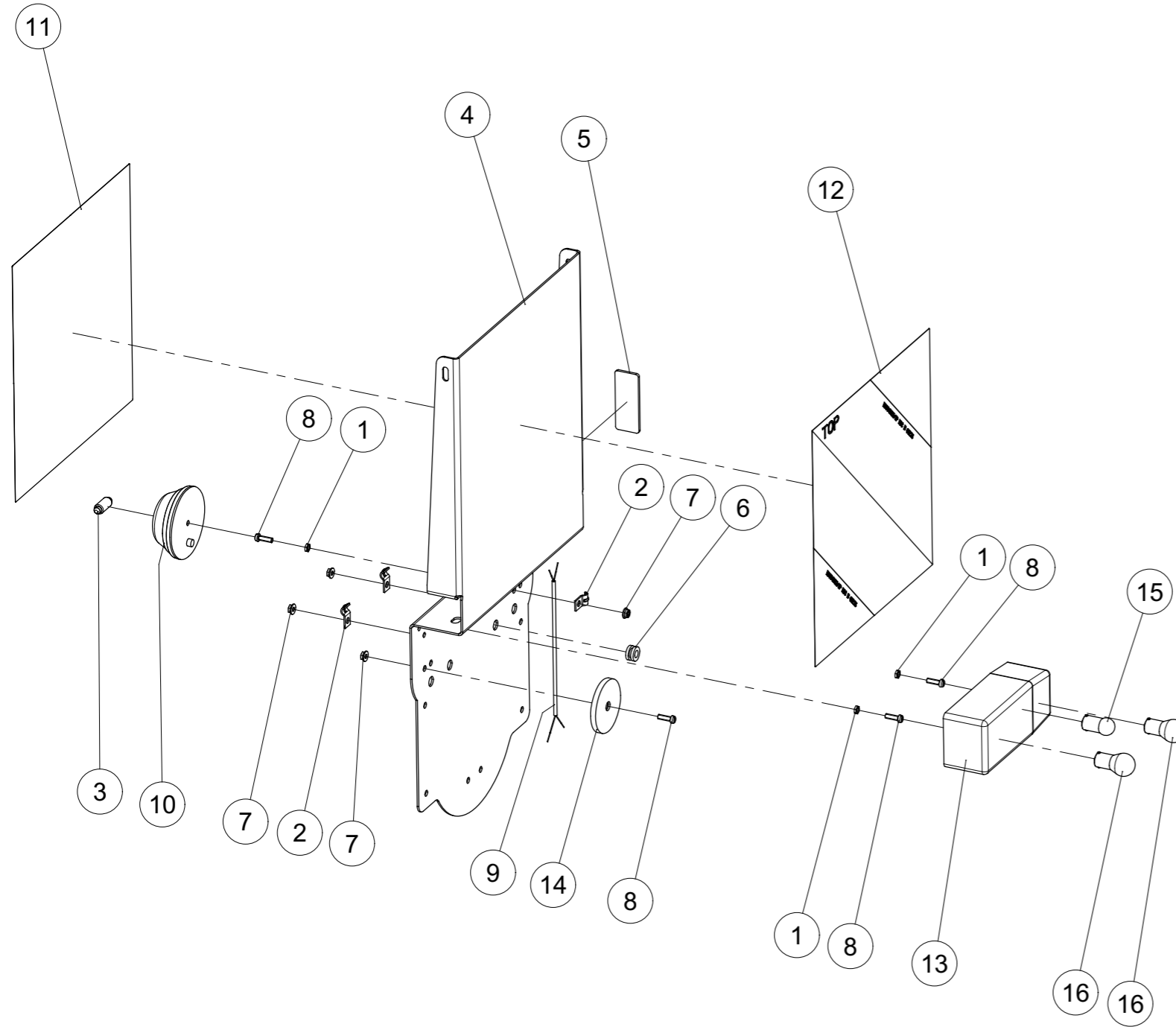
Panneau d'avertissement monté arrière gauche
Warning plate mounted rear left



Index	Quantite	Reference	Designation
1	3	439DAM5SA	Ecrou AM5 ISO4035-4 Zingue Nut AM5 ISO4035-4 zinc
2	3	6103.05.40	Collier de fixation D7 ZNBL. Mounting clamp D7 vez.
3	1	6103.09.34	Ampoule CW5 12V/5W,plinthe SV8, 5-8 court Light bulb C5W 12V/5W,socket SV8, 5-8 short
4	1	6103.16.03	Attention plaque de plaque arrière Warning plate sheet behind
5	1	6103.16.05	Réflecteur jaune Reflector yellow
6	1	6103.16.70	Grommet HV1302 D 15,9 noir Grommet HV1302 D 15,9 black
7	4	6923D5RA	Ecrou M5 Din6923 Zingue Nut M5 Din 6923 Zingue
8	4	84D516WA	Vis M5x16 ISO1207-4.8 Z Screw M5x16 ISO1207-4.8 Z
9	1	9012.81.00	Câble noir 2x0,75mm ² Cable black 2x0,75mm ²
10	1	9018.27.05	Marker lumière Marking Light
11	1	9032.37.58	Marquage gauche Marking left
12	1	9032.37.59	Marquage droite Marking right
13	1	9037.26.12	Feu arrière gauche Tail light left
14	1	9108.80.01	Réflecteur rouge Reflector red
15	1	9108.80.06	Ampoule 12V/10W Light bulb 12V/10W
16	2	9108.80.07	Ampoule 12V/21W Light bulb 12V/21W



Panneau d'avertissement monté arrière droite
Warning plate mounted rear right



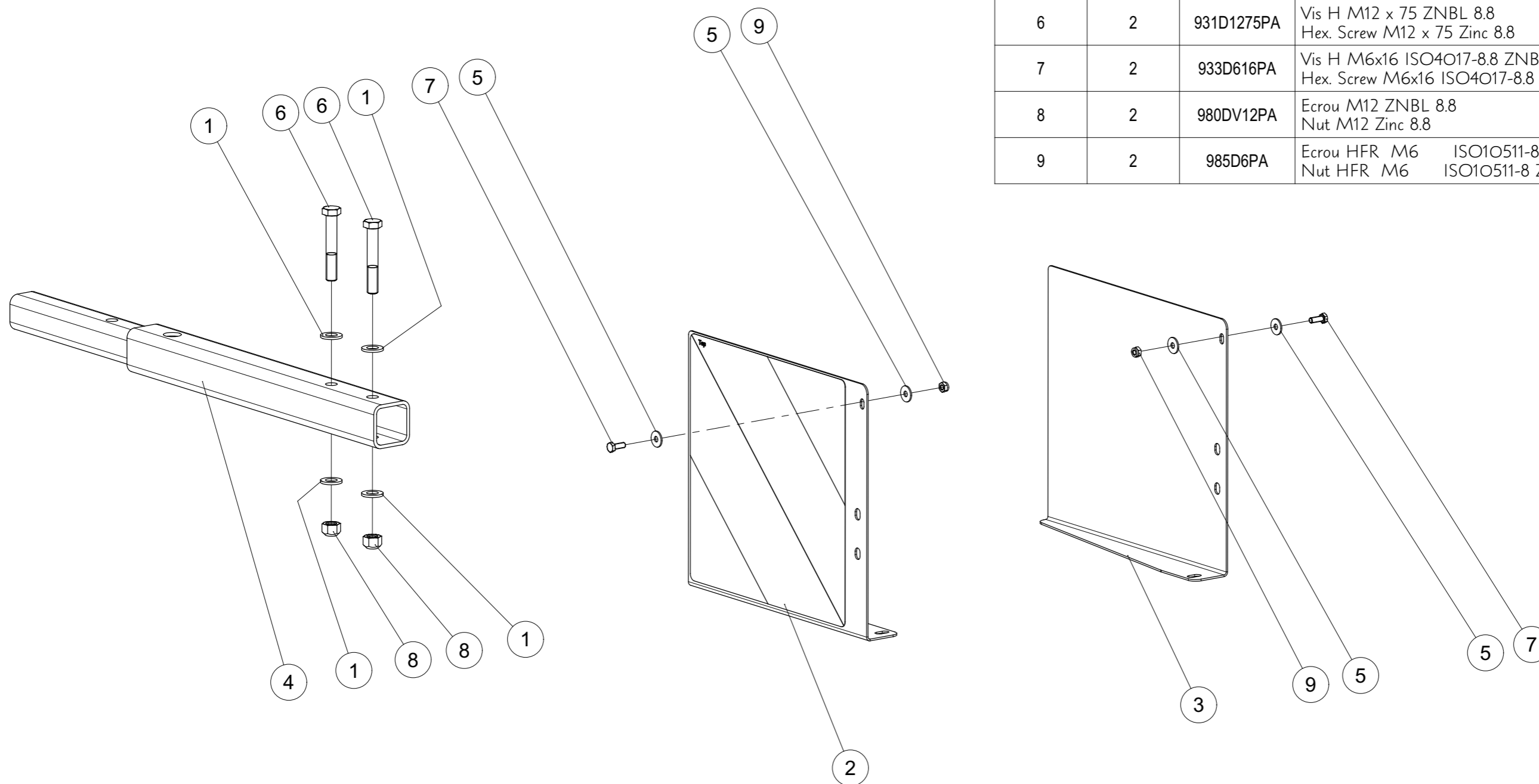
Index	Quantite	Reference	Designation
1	3	439DAM5SA	Ecrou AM5 ISO4035-4 Zingue Nut AM5 ISO4035-4 zinc
2	3	6103.05.40	Collier de fixation D7 ZNBL. Mounting clamp D7 vez.
3	1	6103.09.34	Ampoule CW5 12V/5W,plinthe SV8, 5-8 court Light bulb C5W 12V/5W,socket SV8, 5-8 short
4	1	6103.16.03	Attention plaque de plaque arrière Warning plate sheet behind
5	1	6103.16.05	Réflecteur jaune Reflector yellow
6	1	6103.16.70	Grommet HV13O2 D 15,9 noir Grommet HV13O2 D 15,9 black
7	4	6923D5RA	Ecrou M5 Din6923 Zingue Nut M5 Din 6923 Zingue
8	4	84D516WA	Vis M5x16 ISO1207-4.8 Z Screw M5x16 ISO1207-4.8 Z
9	1	9012.81.00	Câble noir 2x0,75mm ² Cable black 2x0,75mm ²
10	1	9018.27.05	Marker lumière Marking Light
11	1	9032.37.58	Marquage gauche Marking left
12	1	9032.37.59	Marquage droite Marking right
13	1	9037.26.13	Feu arrière droite Tail light right
14	1	9108.80.01	Réflecteur rouge Reflector red
15	1	9108.80.06	Ampoule 12V/10W Light bulb 12V/10W
16	2	9108.80.07	Ampoule 12V/21W Light bulb 12V/21W



Kit de montage éclairage France (charrue)
Mounting kit Lighting France (plough)



Index	Quantite	Reference	Designation
1	4	125DA13A	Rondelle A 13 ISO7089 ZNBL Washer A 13 ISO7089 Zinc.
2	1	6103.16.41	Attention plaque de plaque arriére gauche FR Warning plate rear left FR
3	1	6103.16.44	Attention plaque de plaque arriére droit FR Warning plate rear right FR
4	1	6103.19.90	Eclairage l'extension tige Lighting rod extension FR.
5	4	9021DA6.4A	Rondelle A 6,4 ISO7093-1 Z Washer A 6,4 ISO7093-1 Z
6	2	931D1275PA	Vis H M12 x 75 ZNBL 8.8 Hex. Screw M12 x 75 Zinc 8.8
7	2	933D616PA	Vis H M6x16 ISO4017-8.8 ZNBL Hex. Screw M6x16 ISO4017-8.8 Zinc
8	2	980DV12PA	Ecrou M12 ZNBL 8.8 Nut M12 Zinc 8.8
9	2	985D6PA	Ecrou HFR M6 ISO10511-8 Z Nut HFR M6 ISO10511-8 Z





RABE

ZI Nord Les Gaudères
37130 Langeais
France - Frankreich

Tel. (+33) 2 47 96 72 61
Fax (+33) 2 47 96 71 85
info@rabe-gb.fr
www.rabe-gb.fr

RABE

Am Rabewerk 1
49152 Bad Essen
Allemagne - Deutschland

Tel. +49 (0) 54 72 771 - 0
Fax +49 (0) 54 72 771 -195
info@rabe-gb.de
www.rabe-gb.de