

CATALOGUE PIECES DE RECHANGE SPARE PARTS CATALOG

FR
EN

| | | | | | | | |
|--|--|--|--|--|--|--|--|
| | | | | | | | |
|--|--|--|--|--|--|--|--|

Machine number

| | | | | | | |
|---|---|---|---|---|---|---|
| 0 | 6 | / | 2 | 0 | 1 | 7 |
|---|---|---|---|---|---|---|

Version

Super Albatros 160

RMW+ Series 2



RABE

Important pour la commande de pièces de rechange

Lors de chaque commande de pièces, veuillez nous communiquer les données suivantes:

1. Type de la machine (gravé sur la plaque d'identification).
2. Numéro de série de la machine (gravé sur la Plaque d'identification et le bâti).
3. Numéro de pièce.
4. La quantité nécessaire de pièces de rechange.

Important for ordering spare parts

Please give the following information whenever you order spare parts:

1. Type of the machine (stamped on type plate)
2. Serial number (stamped on type plate and frame)
3. Part number.
4. The required quantity of the spare parts.

Plaquette / Identification plate



Sommaire

| | |
|--|----|
| Tête d'attelage cpl. (sans amortissement)..... | 9 |
| Cylindre 80/40/265 cpl. monté (rotation)..... | 11 |
| Plaque intermédiaire monté..... | 12 |
| Prolongée plaque intermédiaire montée..... | 13 |
| Réglage de la largeur de coupe mécaniquement..... | 14 |
| Premier corps sillon réglage de la largeur hydraulique..... | 15 |
| Tête d'attelage cpl. (avec amortissement)..... | 16 |
| Swingarm monté (à ressort)..... | 19 |
| Hydraulique kit amortissement (30 bar)..... | 20 |
| Broches d'attelage Cat.3 /3N/4N..... | 21 |
| Charrue 160 RMW+ 4 F. Br.2 (Caisson et consoles)..... | 22 |
| Extension cadre de charrue 160 cpl. | 23 |
| Bequille cpl. 16°..... | 24 |
| Trousse à outils S cpl..... | 25 |
| Cadre pivotant hydraulique..... | 26 |
| Cylindre 100/40/168/590 monté (Cadre pivotant)..... | 27 |
| Tendille 80x35 RH800 cpl..... | 28 |
| Kit de visserie pour tendille (épaisse 35)..... | 29 |
| Éléments de fixation cpl. (tendille)..... | 30 |
| Tendille 80x35 RH850 cpl..... | 31 |
| Tendille 80x35 RH900 cpl..... | 32 |
| Tendille 80x35 RH800 cpl. (BP-365P)..... | 33 |
| Montage kit tendille renforcement / tendille 80..... | 34 |
| Support coute circulaire longue 160 cpl..... | 35 |
| Support roue combinée 160 cpl..... | 36 |
| Support de roue pour le réglage de la profondeur 160 cpl..... | 37 |
| Roue de terrage PS30M 10.0/75-15 cpl..... | 38 |
| Roue de terrage PS30M 13.0/55-16 cpl..... | 39 |
| Roue de terrage PS30M 10.0/75-15 / 13.0/55-16 sous-groupes montés..... | 40 |
| Roue de terrage PS30 hyd. 10.0/75-15 cpl..... | 42 |
| Roue de terrage PS30 hyd. 13.0/55-16 cpl..... | 43 |
| Roue de terrage PS30 hyd. 10.0/75-15 / 13.0/55-16 sous-groupes montés..... | 44 |
| Moyeu demontable 6 trous pour roue de terrage PS30..... | 48 |
| Roue combinée D30 10.0/75-15 cpl..... | 49 |
| Roue combinée D30 13.0/55-16 cpl..... | 50 |
| Roue combinée D30 10.0/75-15 / 13.0/55-16 sous-groupes montés..... | 51 |
| Roue combinée D30 10.0/75-15 avec réglage hydraulique profondeur cpl..... | 54 |
| Roue combinée D30 13.0/55-16 avec réglage hydraulique profondeur cpl..... | 55 |
| Roue combinée D30 10.0/75-15 / 13.0/55-16 avec réglage hyd.pro./sous-groupes montés..... | 56 |
| Verrouillage Mediane monté..... | 61 |
| Roue combinée avec gros moyeu..... | 62 |

| | |
|--|----|
| Kit hydraulique (roue) avec cadre pivotant hydraulique 5 socs (4+1)..... | 64 |
| Kit hydraulique (roue) pour réglage de la profondeur 5 socs (4+1) | 65 |
| Signe de la vitesse cpl. (pour roue combinée sans éclairage)..... | 66 |
| Eclairage sharrue cpl..... | 67 |

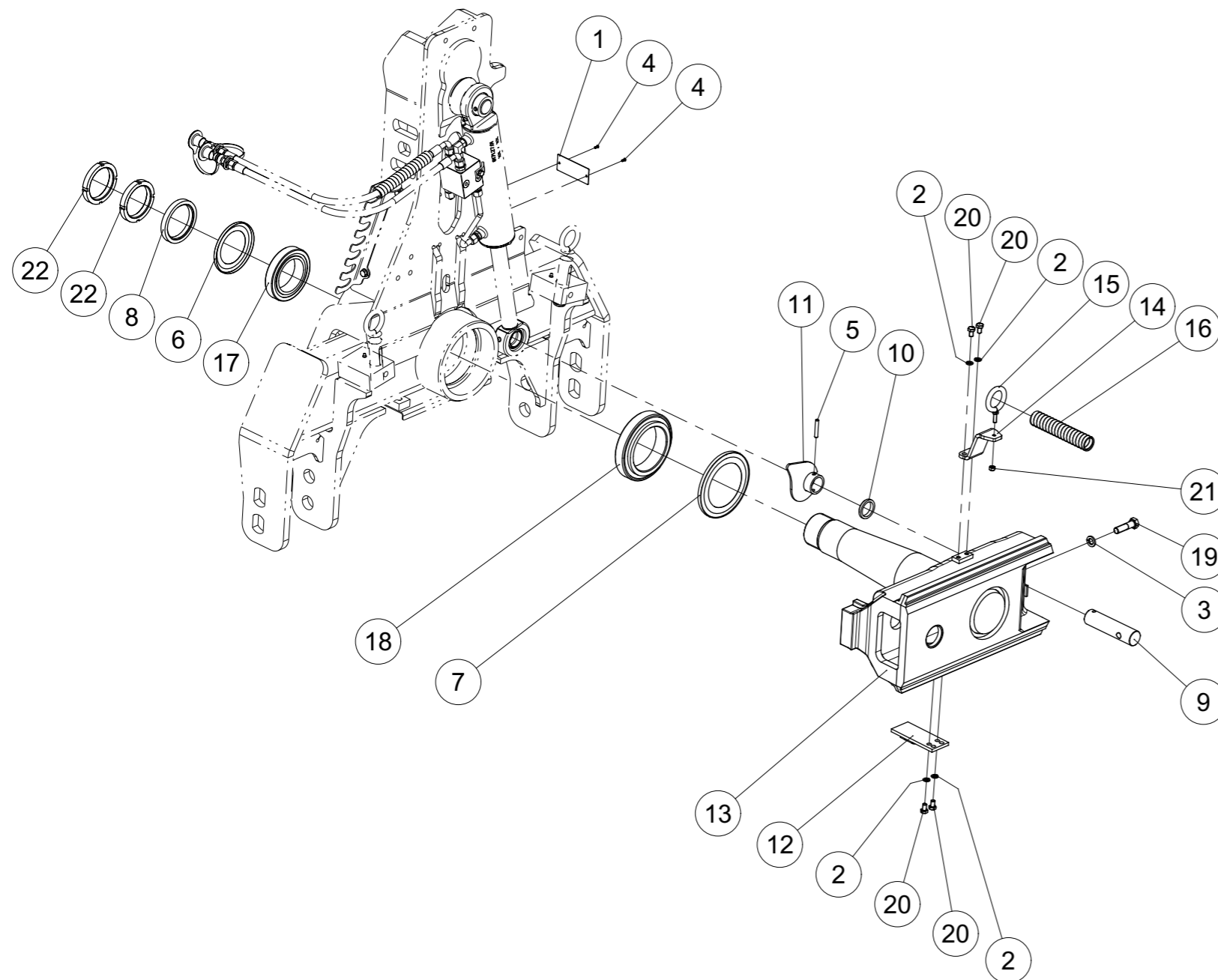
Table of contents

| | |
|--|----|
| Head stock cpl. (without damping)..... | 9 |
| Cylinder 80/40/265 cpl. mounted (rotation)..... | 11 |
| Intermediate plate mounted | 12 |
| Extended intermediate plate mounted | 13 |
| First body cutting width adjustment mechanical | 14 |
| First body cutting widths adjustment hydraulic | 15 |
| Head stock cpl. (with damping)..... | 16 |
| Swingarm spring loaded mounted | 19 |
| Hydraulic kit damping (30 bar) | 20 |
| 3-Point headstock Cat.3 /3N/4N..... | 21 |
| Plough 160 RMW+ 4 F. Br.2 (frame and console)..... | 22 |
| Plough frame extension 160 cpl..... | 23 |
| Parking Leg cpl. 16° | 24 |
| Tool kit S cpl..... | 25 |
| Frame swivel device hydraulic | 26 |
| Cylinder 100/40/168/590 cpl. mounted (Frame swivel device)..... | 27 |
| Leg 80x35 RH800 cpl..... | 28 |
| Screw kit for the Leg (thickness 35)..... | 29 |
| Fastening elements cpl. (for Leg) | 30 |
| Leg 80x35 RH850 cpl..... | 31 |
| Leg 80x35 RH900 cpl..... | 32 |
| Leg 80x35 RH800 cpl. (BP-365P)..... | 33 |
| Assembly kit Leg reinforcement / Leg 80 | 34 |
| Disc bracket long 160 cpl. | 35 |
| Bracket for combi wheel 160 cpl. | 36 |
| Wheel bracket for depth adjustment 160 cpl..... | 37 |
| Depth wheel PS30M 10.0/75-15 cpl. | 38 |
| Depth wheel PS30M 13.0/55-16 cpl. | 39 |
| Depth wheel PS30M 10.0/75-15 / 13.0/55-16 Mounted Subgroups | 40 |
| Depth wheel PS30 hyd. 10.0/75-15 cpl..... | 42 |
| Depth wheel PS30 hyd. 13.0/55-16 cpl..... | 43 |
| Depth wheel PS30 hyd. 10.0/75-15 / 13.0/55-16 Mounted Subgroups..... | 44 |
| Removable hub 6 holes for Depth wheel PS30 | 48 |
| Combi wheel D30 10.0/75-15 cpl..... | 49 |
| Combi wheel D30 13.0/55-16 cpl..... | 50 |
| Combi wheel D30 10.0/75-15 / 13.0/55-16 Mounted Subgroups..... | 51 |
| Combi wheel D30 10.0/75-15 with hydraulic depth-adjustment cpl..... | 54 |
| Combi wheel D30 13.0/55-16 with hydraulic depth-adjustment cpl..... | 55 |
| Combi wheel D30 10.0/75-15 / 13.0/55-16 with hyd. depth-adjustment Monted Subgroups | 56 |
| Transport Lock mounted | 61 |
| Combi wheel with large hub | 62 |

Hydraulic kit for wheel with hydraulic swing frame 5 furrow (4+1) 64
Hydraulic kit wheel for depth adjustment 5 furrow (4+1)..... 65
Speed shield cpl. (for Combi wheel without lighting unit)..... 66
Lighting Plough cpl. 67

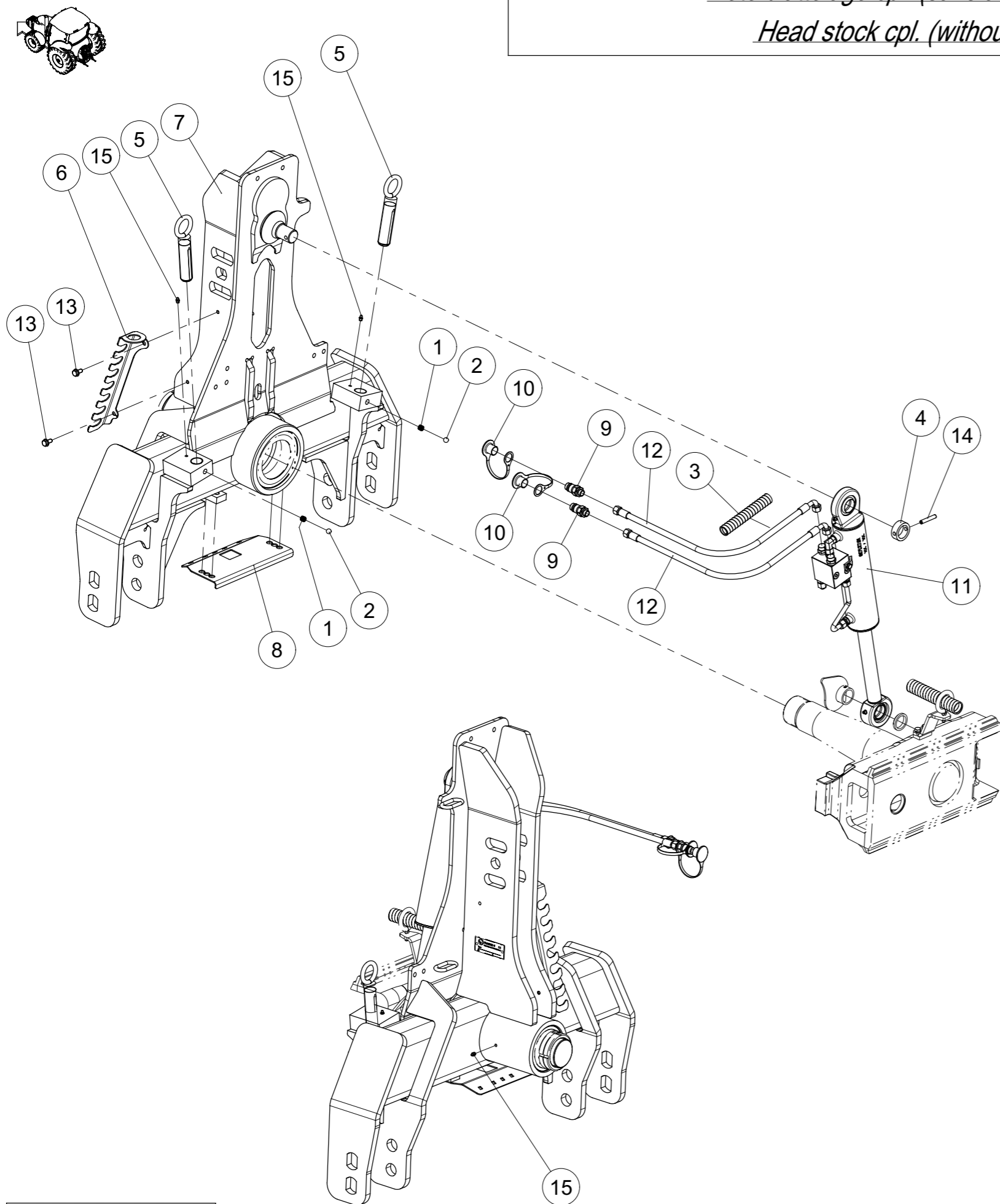


Tête d'attelage cpl. (sans amortissement)
Head stock cpl. (without damping)



| Index | Quantite | Reference | Designation |
|-------|----------|------------|---|
| 1 | 1 | 1000.99.04 | Plaque CE Identification plate CE |
| 2 | 4 | 127DA10A | Rondelle grower A 10 DIN127 Zinguée Spring washer A 10 DIN127 Zinc |
| 3 | 1 | 127DB16A | Rondelle grower B 16 DIN127 Zinguée Spring washer B 16 DIN127 Zinc |
| 4 | 2 | 1476D410A | Goupille cannelée 4x10 DIN 1476 Z Grooved pin 4x10 DIN 1476 Z |
| 5 | 1 | 1481D850A | Goupille elastique 8 X 50 ISO8752 Z Spring Pin 8 X 50 ISO8752 Z |
| 6 | 1 | 4744.02.01 | Anneau nilos 32O18X AV Nilos ring 32O18X AV |
| 7 | 1 | 4750.00.01 | Anneau nilos 32O24X AV Nilos ring 32O24X AV |
| 8 | 1 | 4750.09.00 | Bague intermediaire Spacer ring |
| 9 | 1 | 4771.12.01 | Axe Pin |
| 10 | 1 | 4771.12.02 | Bague de calage Space washer |
| 11 | 1 | 4771.13.03 | Guidage Hose guide |
| 12 | 1 | 4777.37.03 | Support Hose fixing |
| 13 | 1 | 4792.06.03 | Arbre de retournement Turn over shaft |
| 14 | 1 | 4792.67.82 | Support pour guide de tuyau Holder for hose guide |
| 15 | 1 | 4792.67.83 | Guidage Hose guide |
| 16 | 1 | 4792.69.50 | Protection de tuyaux hydraulique SSK PE 27 Hose protection SSK PE 27 |
| 17 | 1 | 720D32018X | Roulement à rlx conique-72O 32O18 X Conical roller bearing-72O 32O18 X |
| 18 | 1 | 720D32024X | Roulement à rlx conique-72O 32O24 X Conical roller bearing-72O 32O24 X |
| 19 | 1 | 931D1660PA | Vis H M16 x 60 ZNBL 8.8 Hex. Screw M16 x 60 Zinc 8.8 |
| 20 | 4 | 933D1016PA | Vis H M10x16 ISO4017-8.8 ZNBL Hex. Screw M10x16 ISO4017-8.8 Zinc |
| 21 | 1 | 980DV8PA | Ecrou M8 ZNBL 8.8 Nut M8 Zinc 8.8 |
| 22 | 2 | 981DKM17 | Ecrou á encoches KM 17 M85 X 2 Key nut KM 17 M85 X 2 |

Tête d'attelage cpl. (sans amortissement)
Head stock cpl. (without damping)

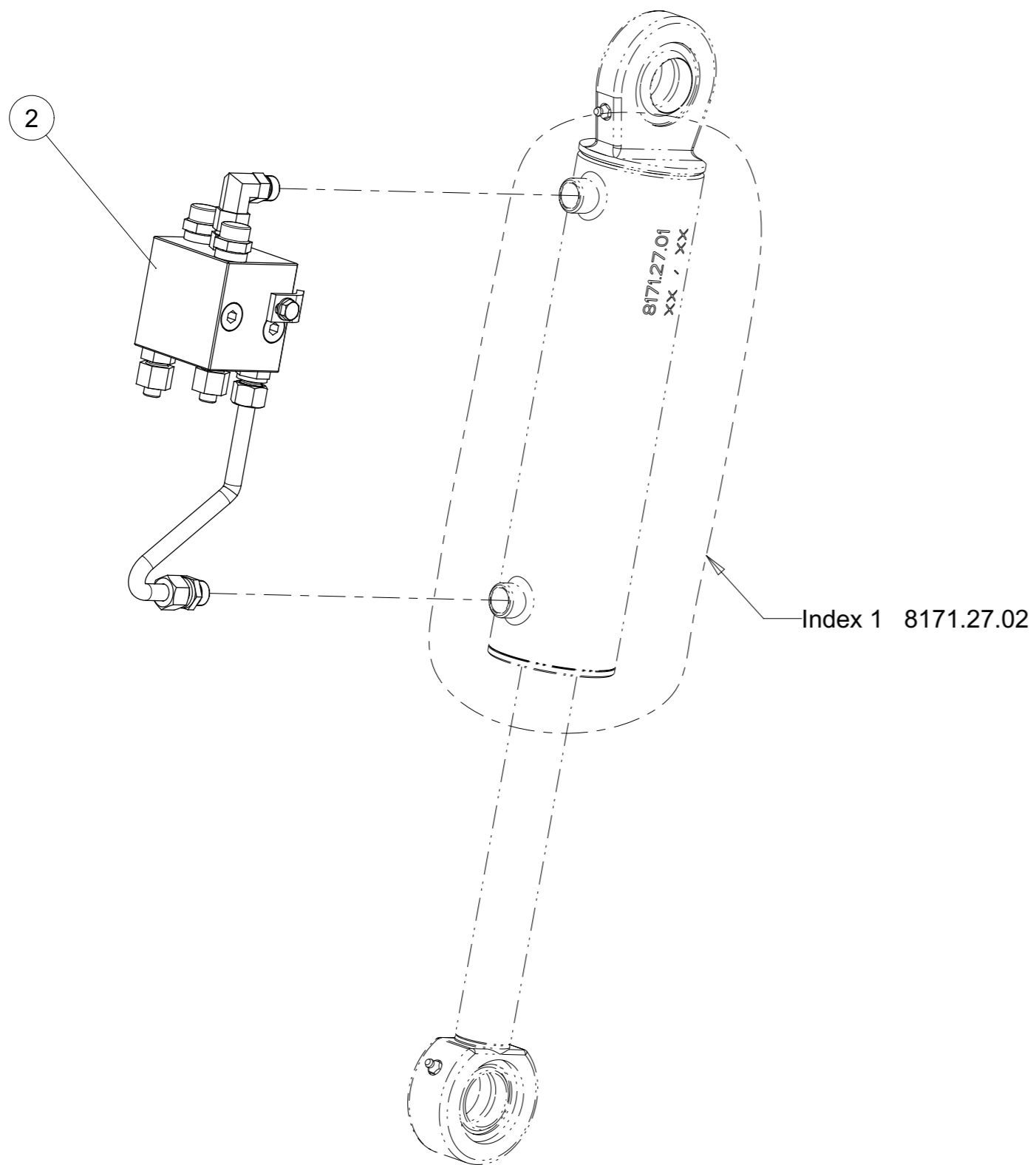


| Index | Quantite | Reference | Designation |
|-------|----------|------------|---|
| 1 | 2 | 4716.12.00 | Ressort de compression Compression Spring |
| 2 | 2 | 4716.36.00 | Bille Ball |
| 3 | 1 | 4769.33.00 | Protection de tuyaux hydraulique DN 16 400mm Hose protection DN 16 400mm |
| 4 | 1 | 4777.00.06 | Bague d'arrêt Adjustment collar |
| 5 | 2 | 4782.21.01 | Broche de réglage Adjusting spindle |
| 6 | 1 | 4792.67.75 | Titulaire Holder |
| 7 | 1 | 4792.68.01 | Tête d'attelage (sans amortissement) Head stock (without damping) |
| 8 | 1 | 7522.15.10 | Plaque de guidage Guide plate |
| 9 | 2 | 8132.01.00 | Connecteur hydraulique HL3 AG M18x1,5 Hydraulic connector HL3 AG M18x1,5 |
| 10 | 2 | 8132.05.01 | Cache rouge taille 3 Dust cap red size 3 |
| 11 | 1 | 8171.27.01 | Cylindre 80/40/265 cpl. monté Cylinder 80/40/265 cpl. monted |
| 12 | 2 | 8172.09.17 | Flexible hydraulique SN10 L1500 AOL/AOL90 Hydraulic hose SN10 L1500 AOL/AOL90 |
| 13 | 2 | 8426.13.09 | Vis Verbus-Ripp M10x20-100 Screw Verbus-Ripp M10x20-100 |
| 14 | 1 | VL 225 | Goupille elastique epaisse - 10x60 mm, ZNBL Thick roll pin - 10x60 mm, ZNBL |
| 15 | 3 | VM 214 | Graisseur droit autotaraudant - M8, pas100 Grease nipple self-tapping- M8, thread100 |



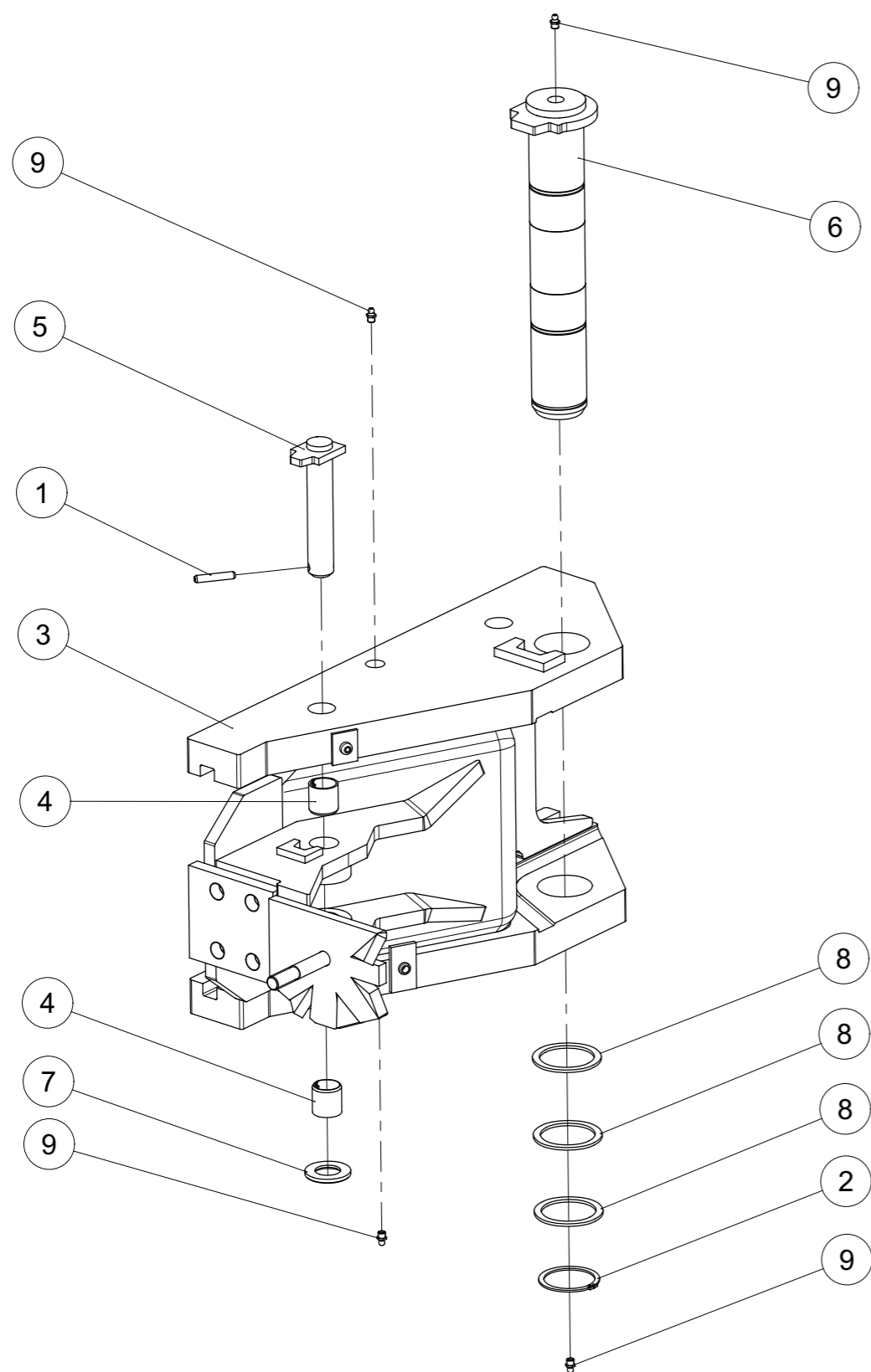
Cylindre 80/40/265 cpl. monté
Cylinder 80/40/265 cpl. mounted

| Index | Quantite | Reference | Designation |
|-------|----------|------------|---|
| 1 | 1 | 8171.27.02 | Kit d'étanchéité cpl. Sealing kit cpl. |
| 2 | 1 | 8171.27.03 | Soupape de commande montée cpl. Control valve mounted cpl. |





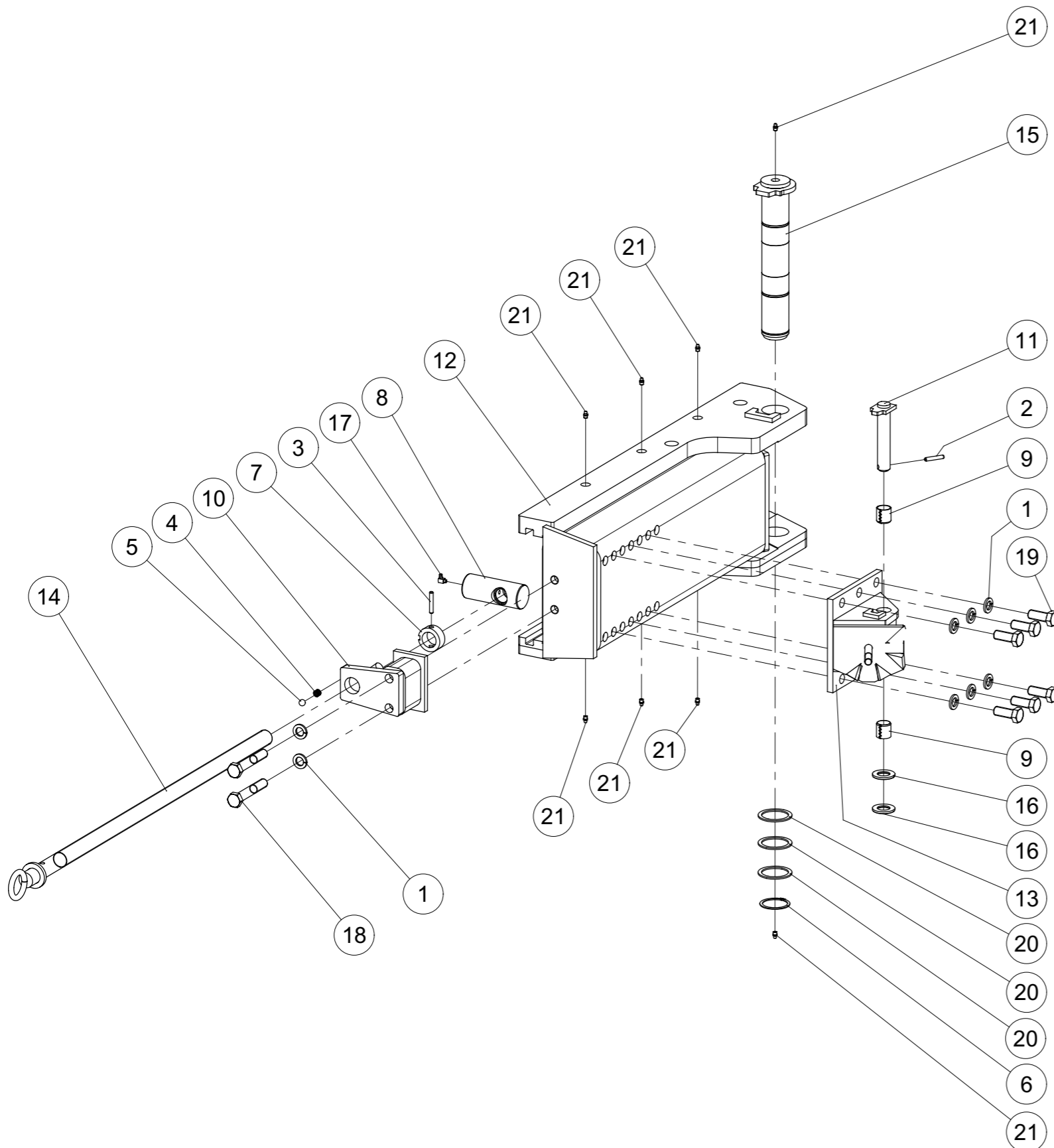
Plaque intermédiaire monté
Intermediate plate mounted



| Index | Quantite | Reference | Designation |
|-------|----------|------------|---|
| 1 | 1 | 1481D845A | Goupille elastique 8 X 45 ISO8752 Z Spring Pin 8 X 45 ISO8752 Z |
| 2 | 1 | 471D602 | Circlip 60x2 DIN471 Circlip 60x2 DIN471 |
| 3 | 1 | 4771.02.17 | Glissière soudée Sliding plate welded |
| 4 | 2 | 4771.02.21 | Bagues acier Ø 32 x 28 x 32 Steel bushing Ø 32 x 28 x 32 |
| 5 | 1 | 4771.11.03 | Axe sécurité D28-133 Safety pin D28-133 |
| 6 | 1 | 4792.00.17 | Axe HD 60 Frame pin HD 60 |
| 7 | 1 | 6916D28A | Rondelle 28 EN14399-6 Z Washer 28 EN14399-6 Z |
| 8 | 3 | 988DS6075 | Rondelle S 60x 75 DIN988 Supporting washer S 60x 75 DIN988 |
| 9 | 4 | VM 214 | Graisseur droit autotaraudant - M8, pas100 Grease nipple self-tapping- M8, thread100 |



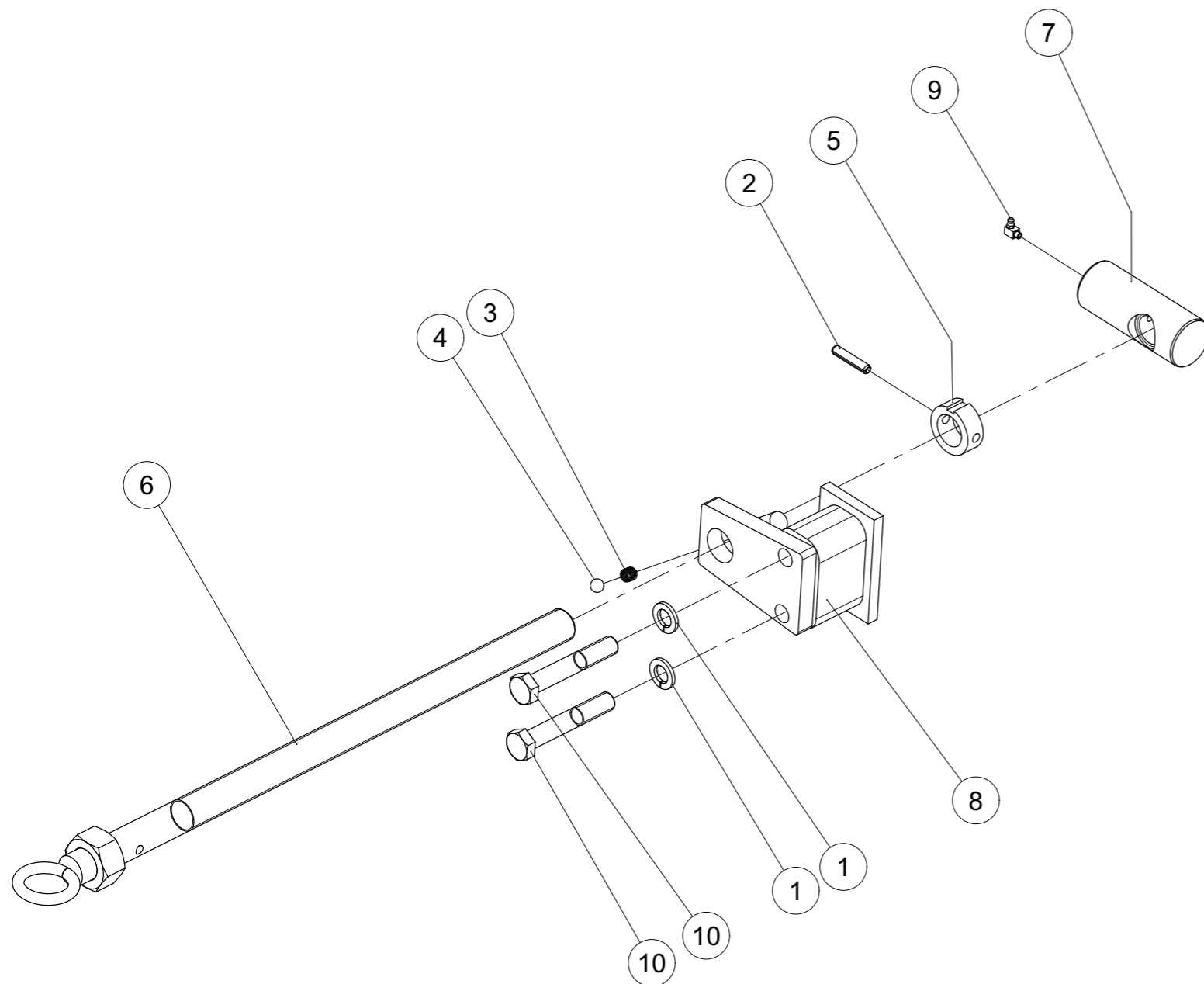
Prolongée plaque intermédiaire montée
Extended intermediate plate mounted



| Index | Quantite | Reference | Designation |
|-------|----------|-------------|---|
| 1 | 8 | 127DB20A | Rondelle grower B 20 DIN127 Zinguée Spring washer B 20 DIN127 Zinc |
| 2 | 1 | 1481D845A | Goupille elastique 8 X 45 ISO8752 Z Spring Pin 8 X 45 ISO8752 Z |
| 3 | 1 | 1481D850A | Goupille elastique 8 X 50 ISO8752 Z Spring Pin 8 X 50 ISO8752 Z |
| 4 | 1 | 4716.12.00 | Ressort de compression Compression Spring |
| 5 | 1 | 4716.36.00 | Bille Ball |
| 6 | 1 | 471D602 | Circlip 60x2 DIN471 Circlip 60x2 DIN471 |
| 7 | 1 | 4723.26.00 | Bague de guidage Guide ring |
| 8 | 1 | 4763.00.01 | Ecrou de la vis Spindle nut |
| 9 | 2 | 4771.02.21 | Bagues acier Ø 32 x 28 x 32 Steel bushing Ø 32 x 28 x 32 |
| 10 | 1 | 4771.09.01 | Guide broche soudé Spindle guide welded |
| 11 | 1 | 4771.11.03 | Axe sécurité D28-133 Safety pin D28-133 |
| 12 | 1 | 4782.03.06 | Prolongée plaque intermédiaire Extended intermediate plate |
| 13 | 1 | 4782.04.01 | Bloc de palier Bearing block |
| 14 | 1 | 4782.26.01 | Broche de réglage Adjusting spindle |
| 15 | 1 | 4792.00.17 | Axe HD 60 Frame pin HD 60 |
| 16 | 2 | 6916D28A | Rondelle 28 EN14399-6 Z Washer 28 EN14399-6 Z |
| 17 | 1 | 71412DCS81 | Graisseur H3a-M 8x1 -90 Grease Nipple H3a-M 8x1 -90 |
| 18 | 2 | 931D20120PA | Vis H M20 x 120 ZNBL 8.8 Hex. Screw M20 x 120 Zinc 8.8 |
| 19 | 6 | 933D2050NA | Vis H M20x50 ISO4017-10.9 ZNBL Hex. Screw M20x50 ISO4017-10.9 Zinc |
| 20 | 3 | 988DS6075 | Rondelle S 60x 75 DIN988 Supporting washer S 60x 75 DIN988 |
| 21 | 8 | VM 214 | Graisseur droit autotaraudant - M8, pas100 Grease nipple self-tapping- M8, thread100 |



Réglage de la largeur de coupe mécani.
First body Cutting width adjustment mech.

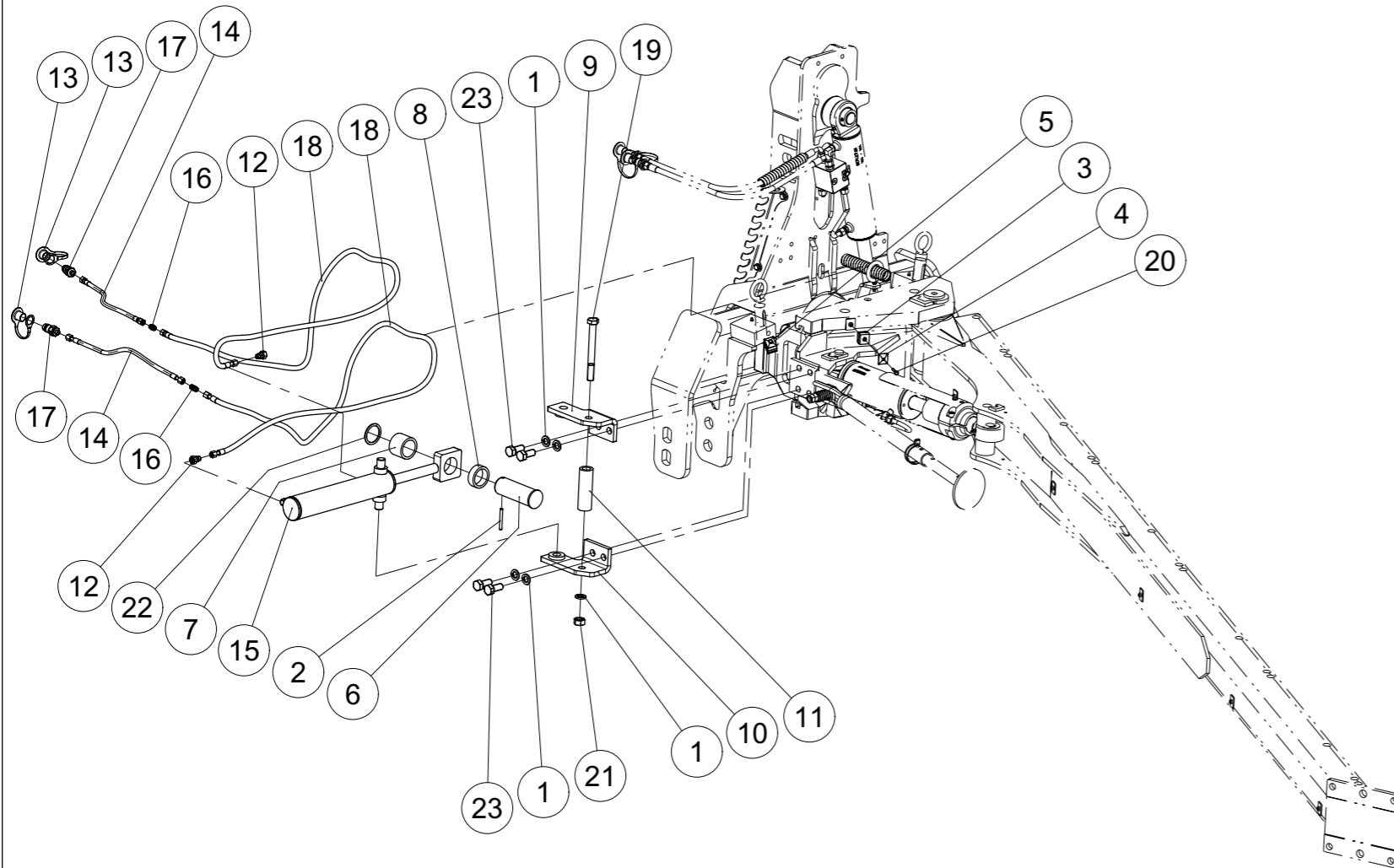


| Index | Quantite | Reference | Designation |
|-------|----------|-------------|---|
| 1 | 2 | 127DB20A | Rondelle grower B 20 DIN127 Zinguée Spring washer B 20 DIN127 Zinc |
| 2 | 1 | 1481D1050A | Goupille elastique 10 X 50 ISO8752 Z Spring Pin 10 X 50 ISO8752 Z |
| 3 | 1 | 4716.12.00 | Ressort de compression Compression Spring |
| 4 | 1 | 4716.36.00 | Bille Ball |
| 5 | 1 | 4723.26.00 | Bague de guidage Guide ring |
| 6 | 1 | 4762.16.00 | Broche de réglage Adjustting spindle |
| 7 | 1 | 4763.00.01 | Ecrou de la vis Spindle nut |
| 8 | 1 | 4771.09.01 | Guide broche soudé Spindle guide welded |
| 9 | 1 | 71412DCS81 | Graisseur H3a-M 8x1 -90 Grease Nipple H3a-M 8x1 -90 |
| 10 | 2 | 931D20120PA | Vis H M20 x 120 ZNBL 8.8 Hex. Screw M20 x 120 Zinc 8.8 |



Premier corps sillon réglage de la largeur hydr.

First body cutting widths adjustment hydr.

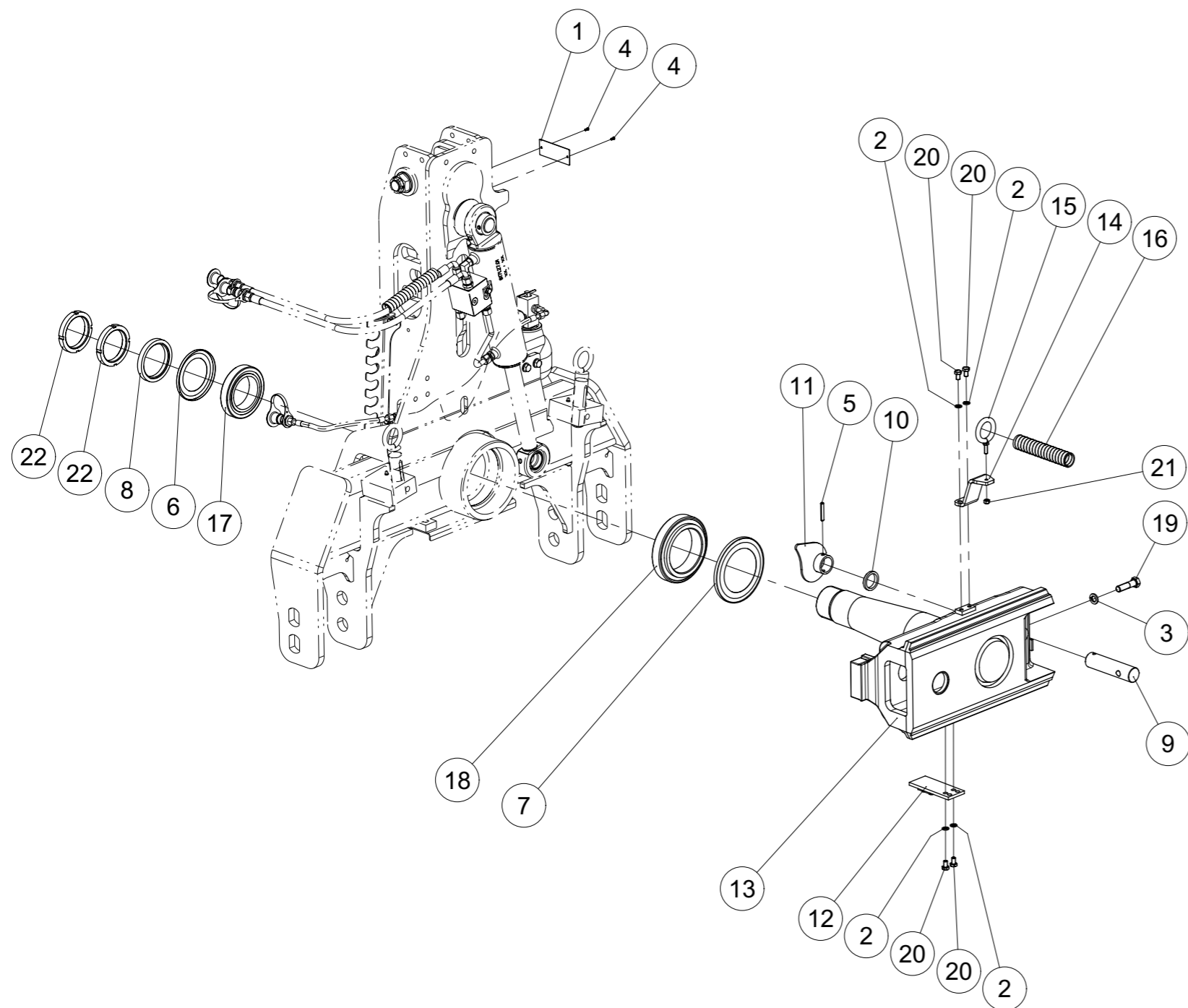


| Index | Quantite | Reference | Designation |
|-------|----------|-------------|---|
| 1 | 5 | 127DB20A | Rondelle grower B 20 DIN127 Zinguée Spring washer B 20 DIN127 Zinc |
| 2 | 1 | 1481D870A | Goupille elastique 8 X 70 ISO8752 Z Spring Pin 8 X 70 ISO8752 Z |
| 3 | 1 | 4753.56.07 | Colliér double 2 moitiés D12 Double clamp D12 2 halves |
| 4 | 1 | 4753.56.08 | Plaque de couverture Cover plate |
| 5 | 1 | 4753.56.11 | Collier double cpl. (112/12) Double clip cpl. (112/12) |
| 6 | 1 | 4792.00.02 | Axe D60-147 Pin D60-147 |
| 7 | 1 | 4792.00.03 | Douille Sleeve |
| 8 | 1 | 4792.00.04 | Douille court Sleeve short |
| 9 | 1 | 4792.09.02 | Support au-dessus Bracket above |
| 10 | 1 | 4792.09.03 | Support dessous Bracket below |
| 11 | 1 | 4792.09.06 | Tube d'espacement 42.4/23.9x134 Spacer tube 42.4/23.9x134 |
| 12 | 2 | 7406.39.01 | Raccord de réduction M18x1,5 M14x1,5 Male stud coupling M18x1,5 M14x1,5 |
| 13 | 2 | 8132.05.03 | Cache bleu taille 3 Dust cap blue size 3 |
| 14 | 2 | 8132.22.04 | Flexible hydr. DN6 1300 Lg. Hydr. hose DN6 1300 Lg. |
| 15 | 1 | 8167.04.01 | Cylindre 65/30/300/145 Cylinder 65/30/300/145 |
| 16 | 2 | 9001.60.24 | Raccord L 8/8 M14,5/M14,5 Male stud coupling L 8/8 M14,5/M14,5 |
| 17 | 2 | 9108.69.01 | Bouchon hydraulique SKS 06 HL3 AG M14x1,5 Hydraulic plug SKS 06 HL3 AG M14x1,5 |
| 18 | 2 | 9109.52.10 | Conduite flexible 2SN DN6 1800 Lg. Hydraulic hose 2SN DN6 1800 Lg. |
| 19 | 1 | 931D20190PA | Vis H M20 x 190 ZNBL 8.8 Hex. Screw M20 x 190 Zinc 8.8 |
| 20 | 1 | 931D635PA | Vis H M6 x 35 ZNBL 8.8 Hex. Screw M6 x 35 Zinc 8.8 |
| 21 | 1 | 934D20PA | Ecrou std H M20 - pas 250 Zingue Nut std H M20 - thread 250 Zingue |
| 22 | 1 | 988DS5568 | Rondelle S 55x 68 DIN988 Supporting washer S 55x 68 DIN988 |
| 23 | 4 | VI 28 26 | Vis H M20x 45 - 8.8 ZNBL Screw H M20x 45 - 8.8 ZNBL |



Tête d'attelage avec amortissement cpl.

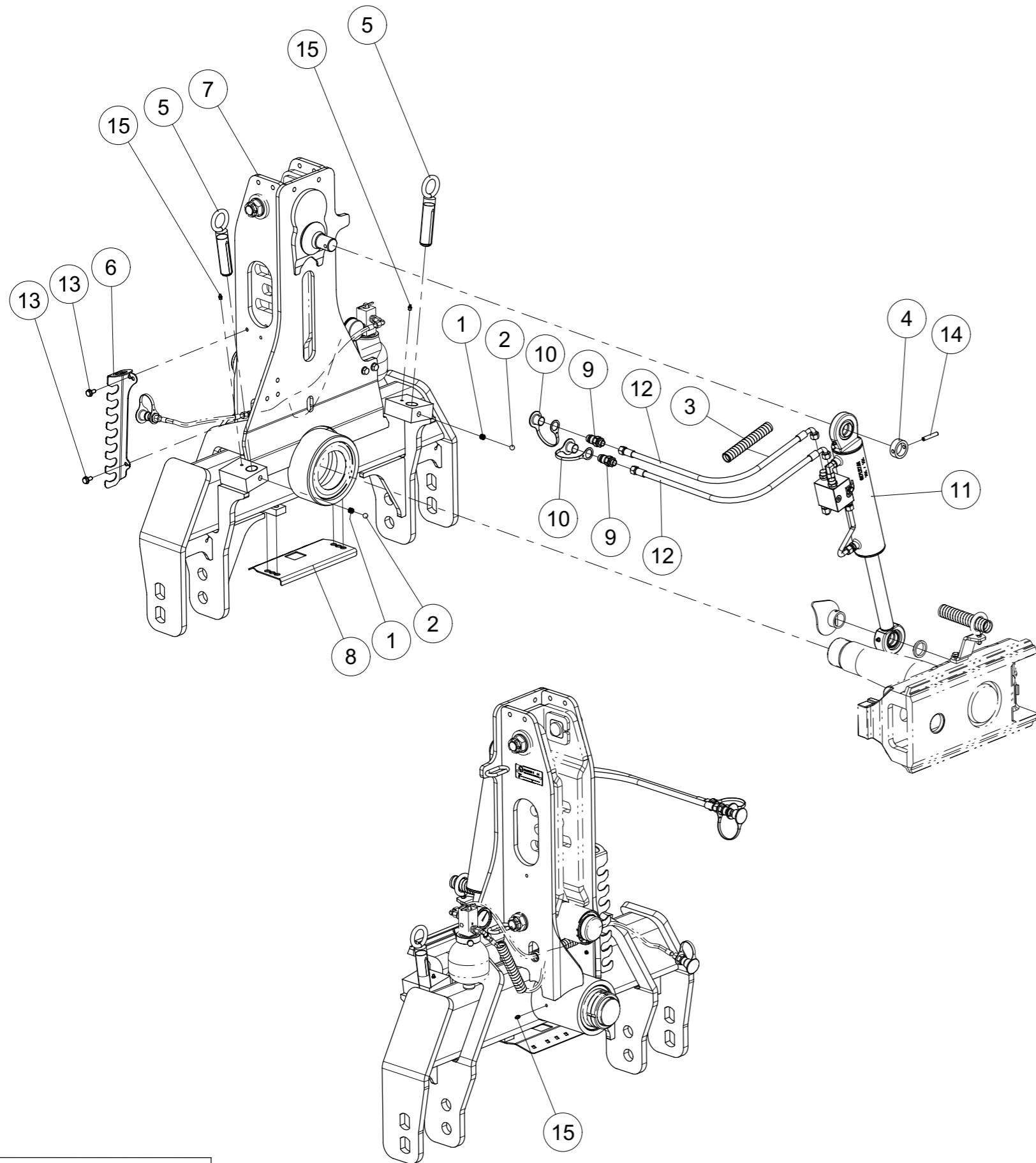
Head stock with damping cpl.




| Index | Quantite | Reference | Designation |
|-------|----------|------------|---|
| 1 | 1 | 1000.99.04 | Plaque CE Identification plate CE |
| 2 | 4 | 127DA10A | Rondelle grower A 10 DIN127 Zinguée Spring washer A 10 DIN127 Zinc |
| 3 | 1 | 127DB16A | Rondelle grower B 16 DIN127 Zinguée Spring washer B 16 DIN127 Zinc |
| 4 | 2 | 1476D410A | Goupille cannelée 4x10 DIN 1476 Z Grooved pin 4x10 DIN 1476 Z |
| 5 | 1 | 1481D850A | Goupille elastique 8 X 50 ISO8752 Z Spring Pin 8 X 50 ISO8752 Z |
| 6 | 1 | 4744.02.01 | Anneau nilos 32O18X AV Nilos ring 32O18X AV |
| 7 | 1 | 4750.00.01 | Anneau nilos 32O24X AV Nilos ring 32O24X AV |
| 8 | 1 | 4750.09.00 | Bague intermediaire Spacer ring |
| 9 | 1 | 4771.12.01 | Axe Pin |
| 10 | 1 | 4771.12.02 | Bague de calage Space washer |
| 11 | 1 | 4771.13.03 | Guidage Hose guide |
| 12 | 1 | 4777.37.03 | Support Hose fixing |
| 13 | 1 | 4792.06.03 | Arbre de retournement Turn over shaft |
| 14 | 1 | 4792.67.82 | Support pour guide de tuyau Holder for hose guide |
| 15 | 1 | 4792.67.83 | Guidage Hose guide |
| 16 | 1 | 4792.69.50 | Protection de tuyaux hydraulique SSK PE 27 Hose protection SSK PE 27 |
| 17 | 1 | 720D32018X | Roulement à rlx conique-720 32018 X Conical roller bearing-720 32018 X |
| 18 | 1 | 720D32024X | Roulement à rlx conique-720 32024 X Conical roller bearing-720 32024 X |
| 19 | 1 | 931D1660PA | Vis H M16 x 60 ZNBL 8.8 Hex. Screw M16 x 60 Zinc 8.8 |
| 20 | 4 | 933D1016PA | Vis H M10x16 ISO4017-8.8 ZNBL Hex. Screw M10x16 ISO4017-8.8 Zinc |
| 21 | 1 | 980DV8PA | Ecrou M8 ZNBL 8.8 Nut M8 Zinc 8.8 |
| 22 | 2 | 981DKM17 | Ecrou á encoches KM 17 M85 X 2 Key nut KM 17 M85 X 2 |



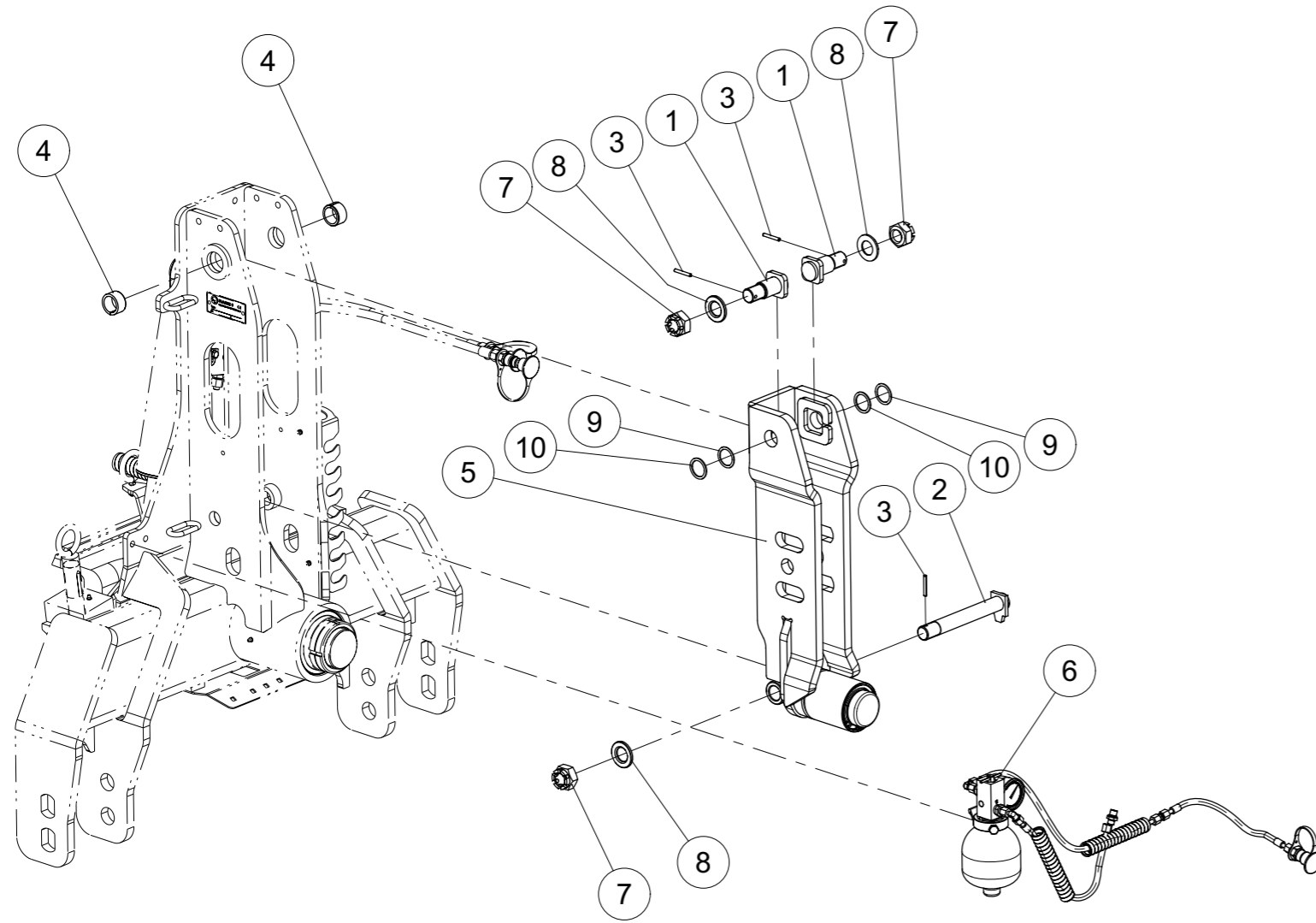
Tête d'attelage avec amortissement cpl.
Head stock with damping cpl.




| Index | Quantite | Reference | Designation |
|-------|----------|------------|---|
| 1 | 2 | 4716.12.00 | Ressort de compression Compression Spring |
| 2 | 2 | 4716.36.00 | Bille Ball |
| 3 | 1 | 4769.33.00 | Protection de tuyaux hydraulique DN 16 400mm Hose protection DN 16 400mm |
| 4 | 1 | 4777.00.06 | Bague d'arrêt Adjustment collar |
| 5 | 2 | 4782.21.01 | Broche de réglage Adjusting spindle |
| 6 | 1 | 4792.67.75 | Titulaire Holder |
| 7 | 1 | 4792.69.01 | Tête d'attelage avec amortissement Head stock with damping |
| 8 | 1 | 7522.15.10 | Plaque de guidage Guide plate |
| 9 | 2 | 8132.01.00 | Connecteur hydraulique HL3 AG M18x1,5 Hydraulic connector HL3 AG M18x1,5 |
| 10 | 2 | 8132.05.01 | Cache rouge taille 3 Dust cap red size 3 |
| 11 | 1 | 8171.27.01 | Cylindre 80/40/265 cpl. monté Cylinder 80/40/265 cpl. monted |
| 12 | 2 | 8172.09.17 | Flexible hydraulique SN10 L1500 AOL/AOL90 Hydraulic hose SN10 L1500 AOL/AOL90 |
| 13 | 2 | 8426.13.09 | Vis Verbus-Ripp M10x20-100 Screw Verbus-Ripp M10x20-100 |
| 14 | 1 | VL 225 | Goupille elastique epaisse - 10x60 mm, ZNBL Thick roll pin - 10x60 mm, ZNBL |
| 15 | 3 | VM 214 | Graisseur droit autotaraudant - M8, pas100 Grease nipple self-tapping- M8, thread100 |



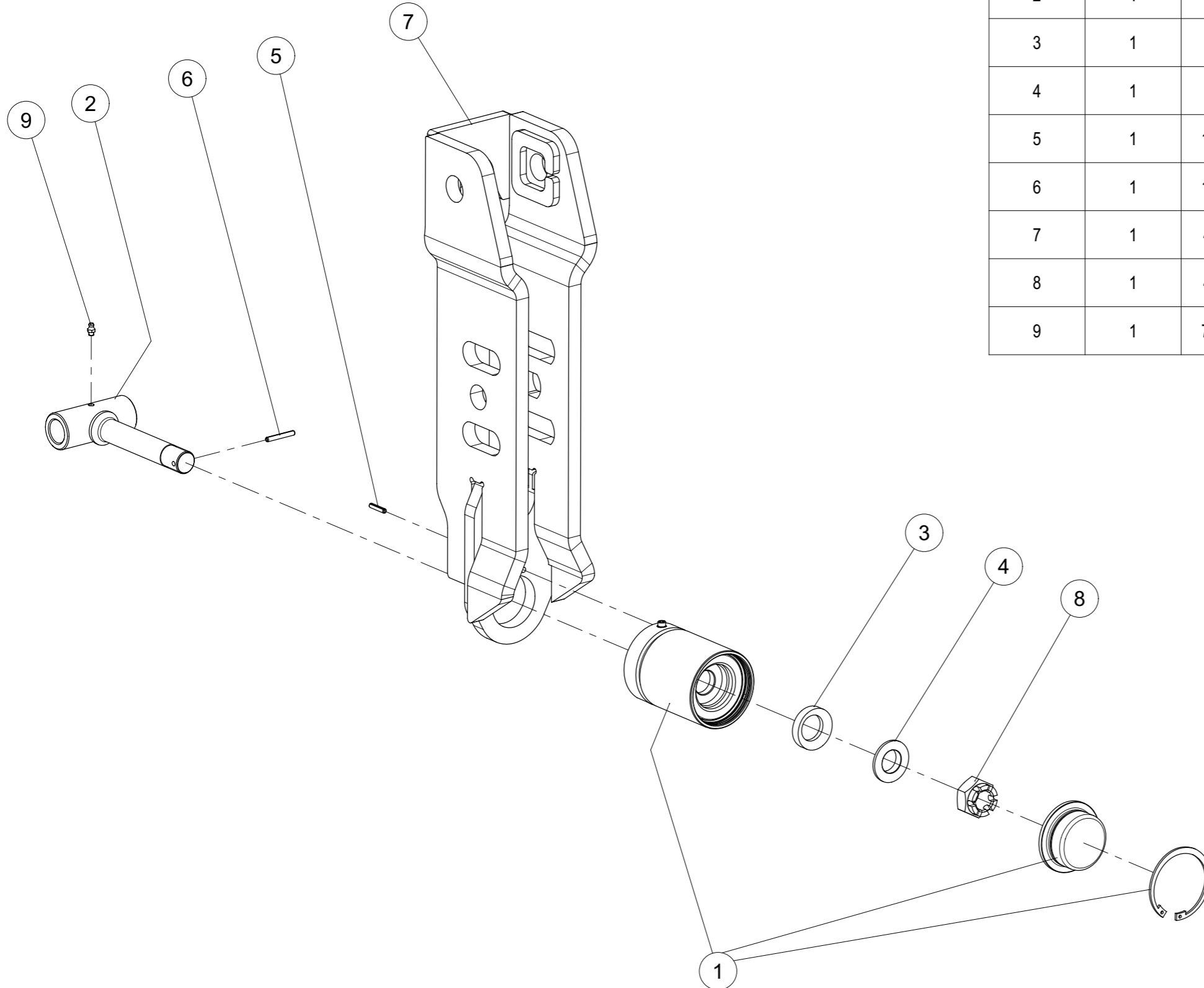
Tête d'attelage avec amortissement cpl.
Head stock with damping cpl.




| Index | Quantite | Reference | Designation |
|-------|----------|------------|--|
| 1 | 2 | 1000.09.10 | Boulon fileté ø35 M30x2 Threaded bolt ø35 M30x2 |
| 2 | 1 | 1000.10.10 | Boulon fileté ø30 M30x2 Threaded bolt ø30 M30x2 |
| 3 | 3 | 1481D645A | Goupille elastique 6 X 45 ISO8752 Z Spring Pin 6 X 45 ISO8752 Z |
| 4 | 2 | 4792.67.50 | Baque EGP 45/35x24-C Bushing EGP 45/35x24-C |
| 5 | 1 | 4792.69.25 | Swingarm monté (à ressort) Swingarm spring loaded mounted |
| 6 | 1 | 4792.69.93 | Hydraulique kit amortissement (30 bar) Hydraulic kit damping (30 bar) |
| 7 | 3 | 4792.74.20 | Ecrou crénelé Z Castellated nut Z |
| 8 | 3 | 6916D31A | Rondelle 31 EN14399-6 Z Washer 31 EN14399-6 Z |
| 9 | 2 | 988D35451 | Rondelle 35x 45x1 DIN988 Washer 35x 45x1 DIN988 |
| 10 | 2 | 988D35452 | Rondelle 35x 45x2 DIN988 Washer 35x 45x2 DIN988 |



Swingarm monté (à ressort)
Swingarm spring loaded mounted

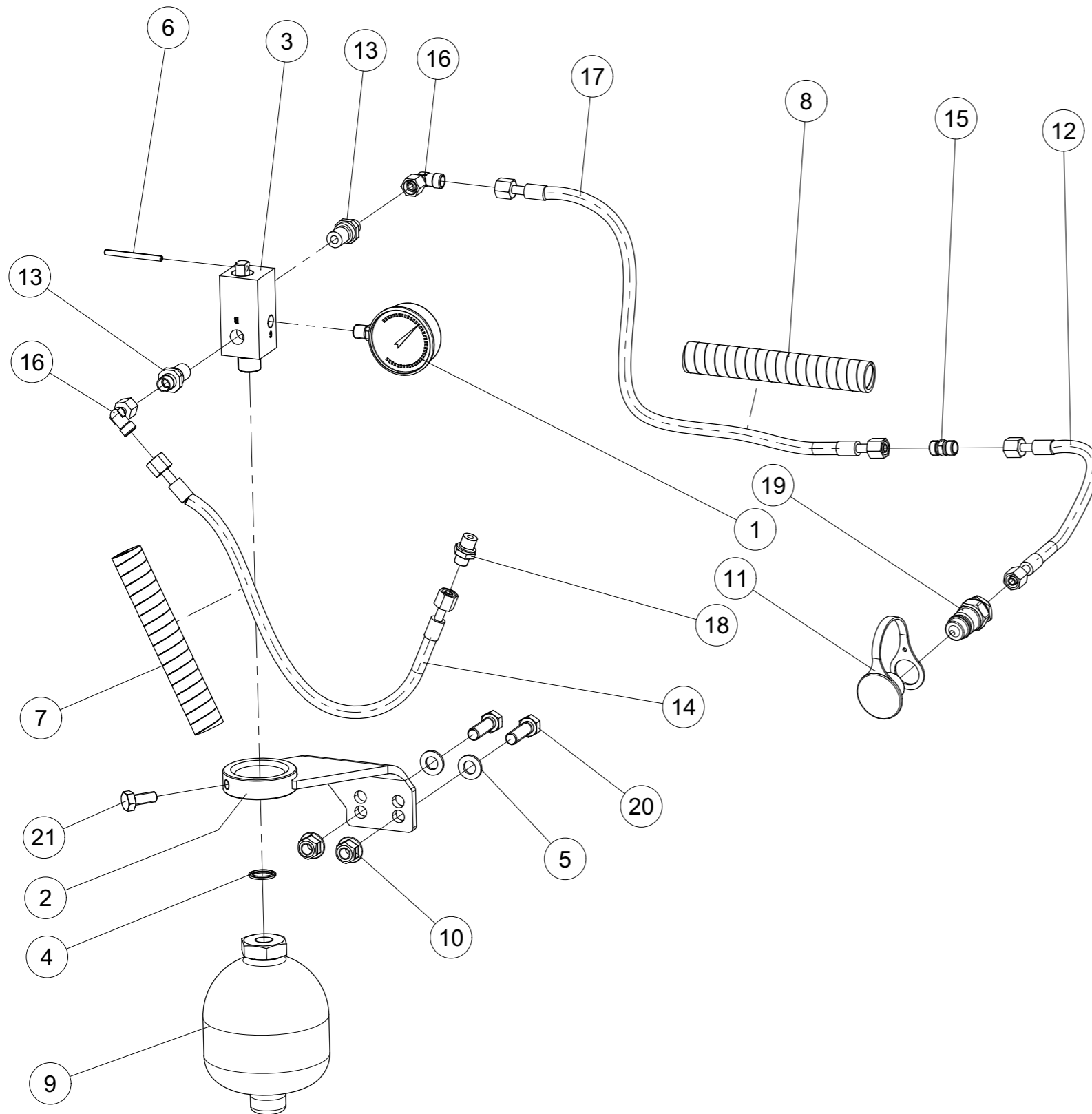


| Index | Quantite | Reference | Designation |
|-------|----------|------------|--|
| 1 | 1 | 1 123 278 | Vérin Suspension Av.Train Suspension ram 90x50 C50 |
| 2 | 1 | 1 123 280 | Tirant du verin de suspension Guide rod |
| 3 | 1 | 1 123 281 | Rondelle Concave 35x56x12 Concave washer 35x56x12 |
| 4 | 1 | 1 123 282 | Rondelle convexe 31x56x11.2 Washer convexe 31x56x11,2 |
| 5 | 1 | 1481D630A | Goupille elastique 6 X 30 ISO8752 Z Spring Pin 6 X 30 ISO8752 Z |
| 6 | 1 | 1481D645A | Goupille elastique 6 X 45 ISO8752 Z Spring Pin 6 X 45 ISO8752 Z |
| 7 | 1 | 4792.69.20 | Bras oscillant Swingarm |
| 8 | 1 | 4792.74.20 | Ecrou crénelé Z Castellated nut Z |
| 9 | 1 | 71412DA81 | Graisseur H1-M 8x1 -180 Grease Nipple H1-M 8x1 -180 |




Hydraulique kit amortissement (30 bar)

Hydraulic kit damping (30 bar)



| Index | Quantite | Reference | Designation |
|-------|----------|------------|---|
| 1 | 1 | 1 112 939 | Manometre pour accu. 100bars Manometer for accumulator 100bars |
| 2 | 1 | 1 123 229 | Support accu 0.75 de suspension Holder |
| 3 | 1 | 1 123 231 | Vanne hydraulique 1/2 Gaz Hydraulic valve block for hydraulic trip leg |
| 4 | 1 | 1 231 353 | Bague "BS" / Accumulateur Washer "BS" for Accumulator |
| 5 | 2 | 125DA13A | Rondelle A 13 ISO7089 ZNBL Washer A 13 ISO7089 Zinc. |
| 6 | 1 | 1481D560A | Goupille elastique 5 X 60 ISO8752 Z Spring Pin 5 X 60 ISO8752 Z |
| 7 | 1 | 4769.33.00 | Protection de tuyaux hydraulique DN 16 600mm Hose protection DN 16 600mm |
| 8 | 1 | 4769.33.00 | Protection de tuyaux hydraulique DN 16 800mm Hose protection DN 16 800mm |
| 9 | 1 | 4792.69.96 | Accumulateur 0.75 l. tare 30 bars Accumulator 0.75 l. set 30 bars |
| 10 | 2 | 6927DV12NA | Ecrou HEFR M12 emb. S.Lock Cl.10 HEFR M12 Flg nut Gr.10 ZNBL |
| 11 | 1 | 8132.05.06 | Cache blanc taille 3 Dust cap white size 3 |
| 12 | 1 | 8132.22.04 | Flexible hyd. DN6 1300 Lg. Hydraulic hose DN6 1300 Lg. |
| 13 | 2 | 8163.06.20 | Hyd. Raccord L-8 M16x1.5 / M14x1.5 Hyd. Connection L-8 M16x1.5 / M14x1.5 |
| 14 | 1 | 8172.13.29 | Flexible hyd. DN6 L 600 AOL/AOL Hydraulic hose DN6 L 600 AOL/AOL |
| 15 | 1 | 9001.60.24 | Raccord L 8/8 M14,5/M14,5 Male stud coupling L 8/8 M14,5/M14,5 |
| 16 | 2 | 9004.17.08 | Raccord coude L-8 M14x1,5 Elbow coupling L-8 M14x1,5 |
| 17 | 1 | 9004.19.09 | Flexible hyd. DN6 L 500 AOL/AOL Hydraulic hose DN6 L 500 AOL/AOL |
| 18 | 1 | 9027.01.31 | Hyd. Raccord L-8-G1/4/M14x1.5 Hyd.Connection L-8-G1/4/M14x1.5 |
| 19 | 1 | 9108.69.01 | Bouchon hydraulique SKS O6 HL3 AG M14x1,5 Hydraulic plug SKS O6 HL3 AG M14x1,5 |
| 20 | 2 | VI 28 28 | Vis H M12x 40 - 8.8 ZNBL Screw H M12x 40 - 8.8 ZNBL |
| 21 | 1 | VI 40 03 | Vis H M10x 25 - 8.8 ZNBL Screw H M10x 25 - 8.8 ZNBL |

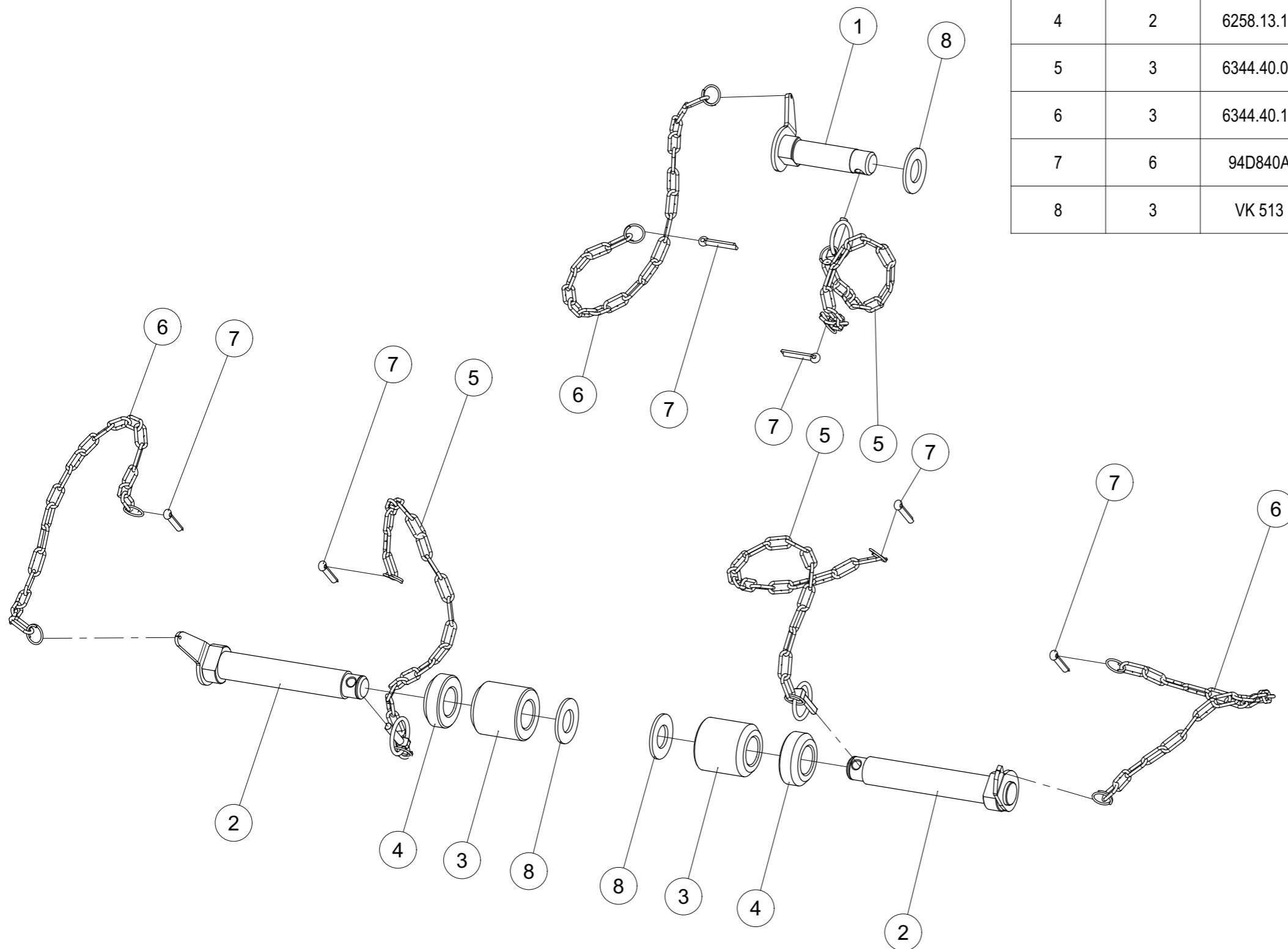


Broches d'attelage Cat. 3 / 3N / 4N

3-Point headstock Cat. 3 / 3N / 4N

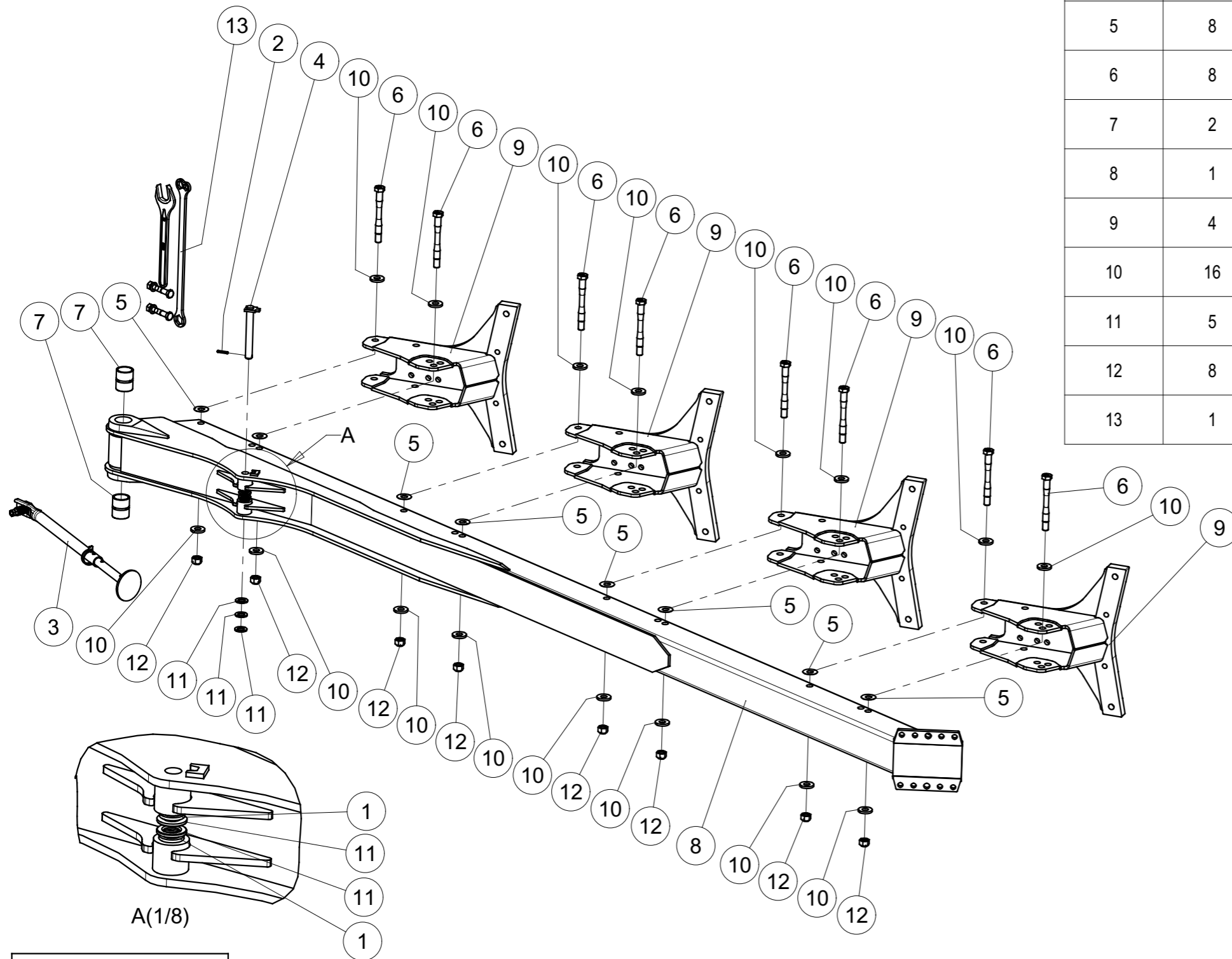


| Index | Quantite | Reference | Designation |
|-------|----------|------------|---|
| 1 | 1 | 1100.00.10 | Axe Cat.3 Pin Cat.3 |
| 2 | 2 | 1200.05.01 | Axe Cat 3 Top link pin Cat 3 |
| 3 | 2 | 6258.13.15 | Douille d'attelage Lg:70mm Hitch spacer length 70mm |
| 4 | 2 | 6258.13.16 | Douille d'attelage Lg:25mm Hitch spacer length 25mm |
| 5 | 3 | 6344.40.02 | Chaine de securité Safety chain |
| 6 | 3 | 6344.40.19 | Chainette desecurité Safety chain |
| 7 | 6 | 94D840A | Goupille fendue 8x 40 ISO1234 Z Cotter pin 8x 40 ISO1234 Z |
| 8 | 3 | VK 513 | Rondelle plate MU30 ZNBL Flat washer MU30 ZNBL |





Charrue 160 RMW+ 4F. Br.
2 Plough 160 RMW+ 4F. Br.



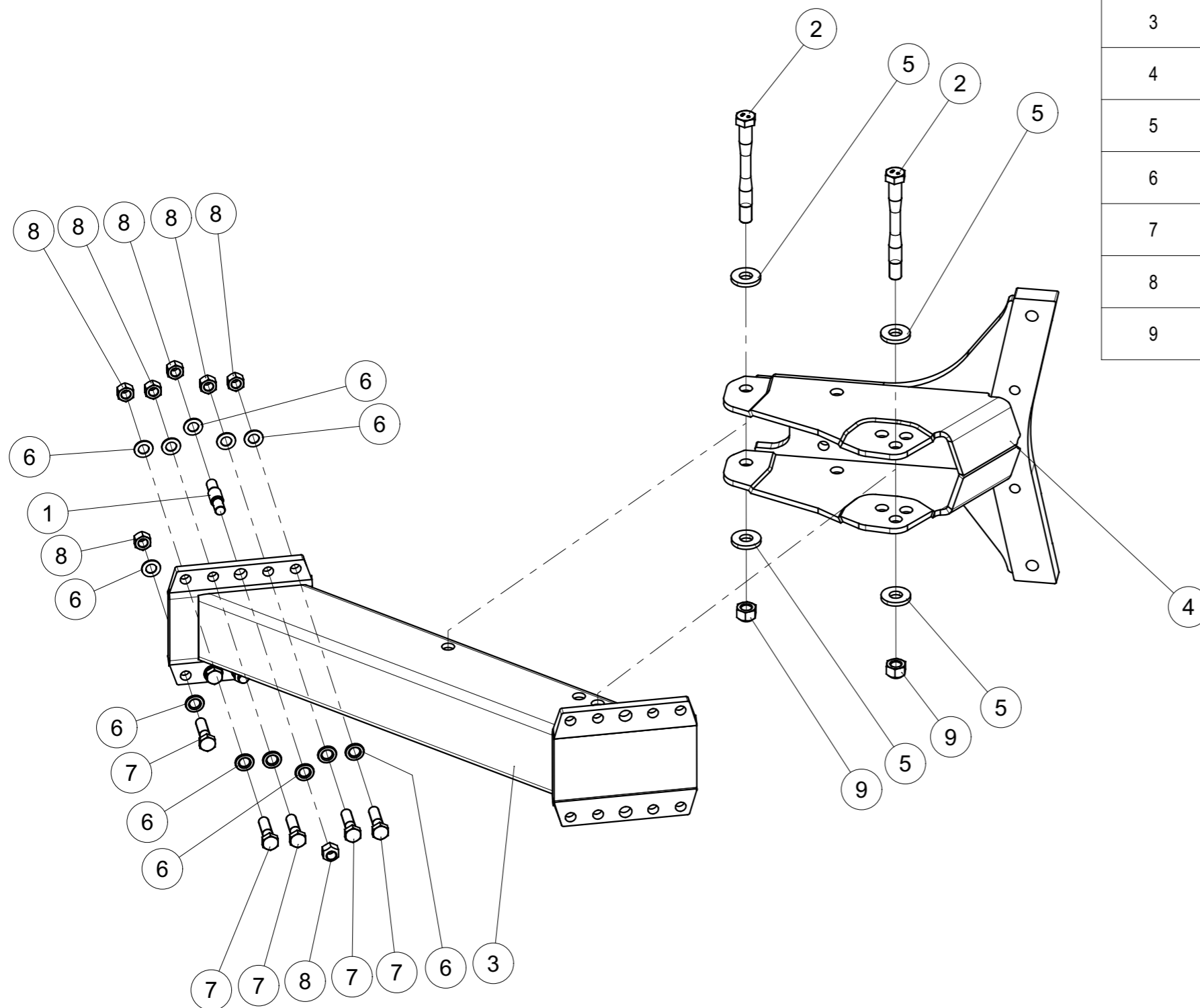
| Index | Quantite | Reference | Designation |
|-------|----------|------------|---|
| 1 | 2 | 1441D29A | Rondelle 29 DIN1441 Z Washer 29 DIN1441 Z |
| 2 | 1 | 1481D845A | Goupille elastique 8 X 45 ISO8752 Z Spring Pin 8 X 45 ISO8752 Z |
| 3 | 1 | 4750.59.01 | Bequille cpl. 16° Parking Leg cpl. 16° |
| 4 | 1 | 4783.40.01 | Axe D28-205 Pin D28-205 |
| 5 | 8 | 4789.00.01 | Rondelle de calage Distance Washer |
| 6 | 8 | 4789.10.02 | Vis d'ajustage M24x230 - 10.9 zinc Fitted bolt M24x230 - 10.9 zinc |
| 7 | 2 | 4792.00.14 | Bague-S D70/60x85 PEL-BH Bush-S D70/60x85 PEL-BH |
| 8 | 1 | 4792.40.11 | Caisson 4F. pour 1250 Plough frame 4F. for 1250 |
| 9 | 4 | 4792.41.09 | Console 160 3 trous Console 160 3 holes |
| 10 | 16 | 6439.08.01 | Rondelle D25/58 C-253 Zinguée Washer D25/58 C-253 Zinc |
| 11 | 5 | 6916D28A | Rondelle 28 EN14399-6 Z Washer 28 EN14399-6 Z |
| 12 | 8 | 980DV24PA | Ecrou M24 ZNBL 8.8 Nut M24 Zinc 8.8 |
| 13 | 1 | G4750-069 | Trousse à outils S cpl. Tool kit S cpl. |

G4792/087 (1/1)



Extension cadre de charrue 160 cpl.

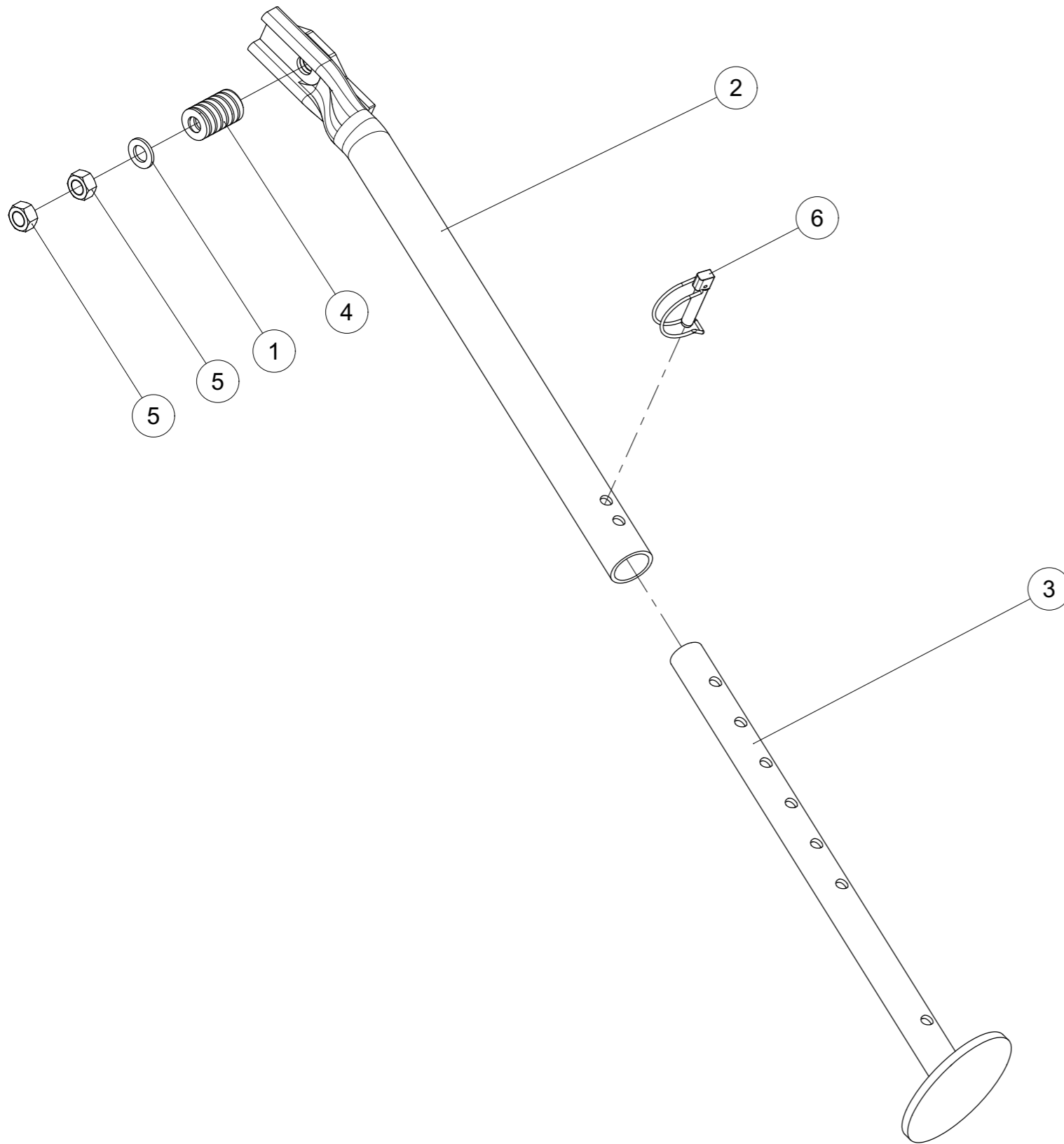
Plough frame extension 160 cpl.



| Index | Quantite | Reference | Designation |
|-------|----------|--------------|---|
| 1 | 2 | 4367.69.01 | Axe d'ajustage D25 Fitting pin D25 |
| 2 | 2 | 4789.10.02 | Vis d'ajustage M24x230 - 10.9 zinc Fitted bold M24x230 - 10.9 zinc |
| 3 | 1 | 4792.34.01 | Extension cadre de charrue 160 Plough frame extension 160 |
| 4 | 1 | 4792.41.09 | Console 160 3 trous Console 160 3 holes |
| 5 | 4 | 6439.08.01 | Rondelle D25/58 C-253 Zinguée Washer D25/58 C-253 Zinc |
| 6 | 20 | 6916D21A | Rondelle 21 Z Washer 21 Z |
| 7 | 8 | 960D201570NA | Vis hex. M20x1.5x70 ZNBL 10.9 Hex. Screw M20x1.5x70 ZNBL 10.9 |
| 8 | 12 | 980DV2015NA | Ecrou M20x1.5 ZNBL 10.9 Nut M20x1.5 Zinc 10.9 |
| 9 | 2 | 980DV24PA | Ecrou M24 ZNBL 8.8 Nut M24 Zinc 8.8 |



Bequille cpl. 16°
Parking Leg cpl. 16°



| Index | Quantite | Reference | Designation |
|-------|----------|------------|---|
| 1 | 1 | 125DA17A | Rondelle A 17 ISO7089 Zinguée Washer A 17 ISO7089 Zinc. |
| 2 | 1 | 4750.54.00 | Bequille partie supérieure 16° Paring leg upper part 16° |
| 3 | 1 | 4750.56.00 | Bequille partie inférieure Parking leg lower section |
| 4 | 1 | 4750.61.01 | Ressort de compression Compression spring |
| 5 | 2 | VJ 638 | Ecrou HU M16 - 8 ZNBL - pas 150 Nut HU M16 - 8 ZNBL - thread 150 |
| 6 | 1 | VL 112 | Goupille "Clips-Tube" - 11,5, Z Pipe lynch pin - 11.5 Z |

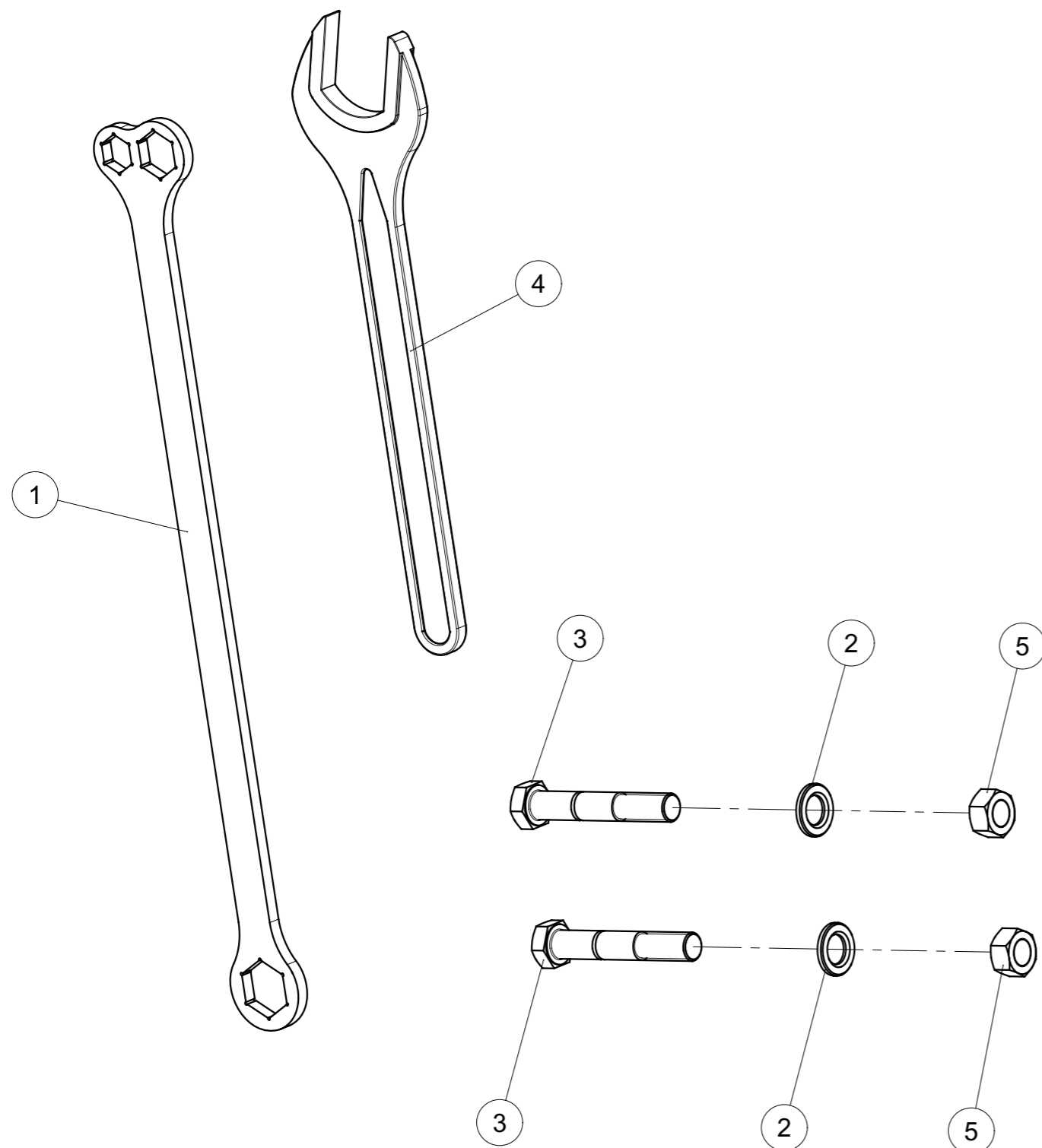


Trousse à outils S cpl.

Tool kit S cpl.

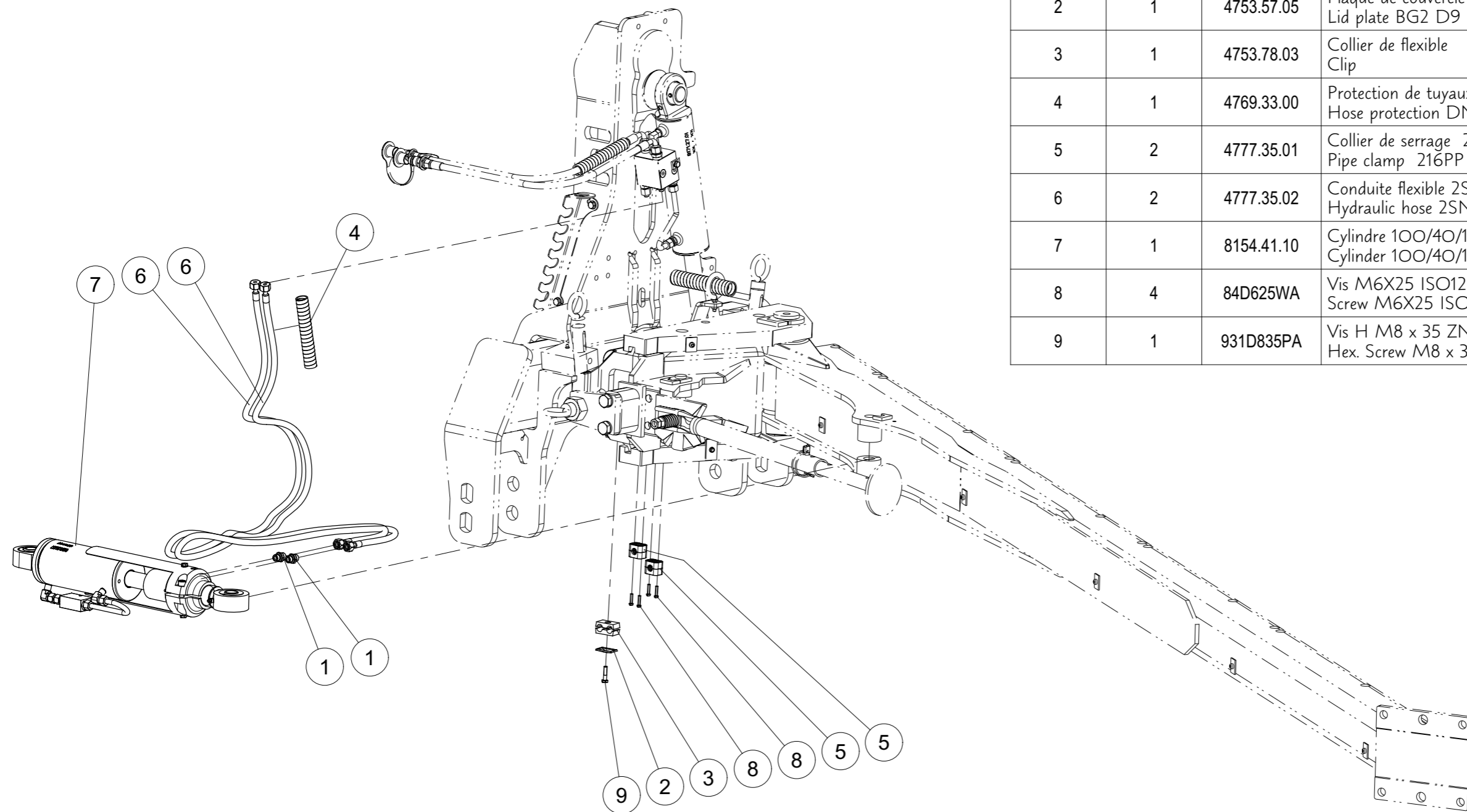


| Index | Quantite | Reference | Designation |
|-------|----------|------------|--|
| 1 | 1 | 4798.00.95 | Clé à oeil SW-24/30/36 Ring spanner SW-24/30/36 |
| 2 | 2 | 6916D21A | Rondelle 21 Z Washer 21 Z |
| 3 | 2 | 7002.10.00 | Vis Hex. M20x1.5x120 avec entaille Hex. Screw M20x1.5x120 with Notche |
| 4 | 1 | 894D55 | Clé plate 55 DIN894-CH Openend spanner 55 DIN894-CH |
| 5 | 2 | 934D2015PA | Ecrou std H M20 - pas 150 Zingue Nut std H M20 - thread 150 Zingue |





Cadre pivotant hydraulique
Frame swivel device hydraulic



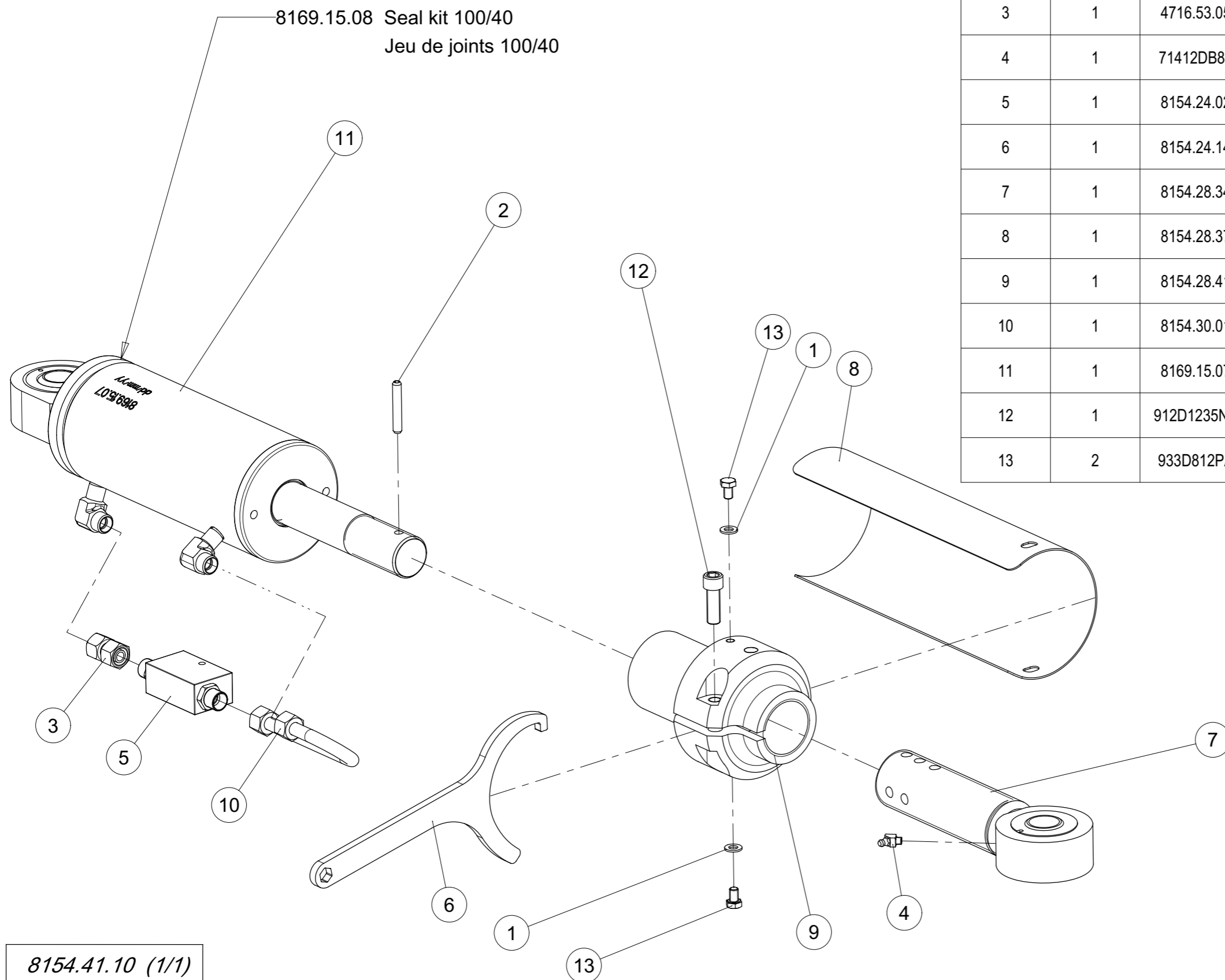
| Index | Quantite | Reference | Designation |
|-------|----------|------------|---|
| 1 | 2 | 4723.02.03 | Raccord 12L M18x1.5 Male stud coupling 12L M18x1.5 |
| 2 | 1 | 4753.57.05 | Plaque de couvercle BG2 D9 Lid plate BG2 D9 |
| 3 | 1 | 4753.78.03 | Collier de flexible Clip |
| 4 | 1 | 4769.33.00 | Protection de tuyaux hydraulique DN 16 800mm Hose protection DN 16 800mm |
| 5 | 2 | 4777.35.01 | Collier de serrage 216PP Pipe clamp 216PP |
| 6 | 2 | 4777.35.02 | Conduite flexible 2SN DN8 2000 Lg. Hydraulic hose 2SN DN8 2000 Lg. |
| 7 | 1 | 8154.41.10 | Cylindre 100/40/168/590 monté Cylinder 100/40/168/590 mounted |
| 8 | 4 | 84D625WA | Vis M6X25 ISO1207-4.8 Z Screw M6X25 ISO1207-4.8 Z |
| 9 | 1 | 931D835PA | Vis H M8 x 35 ZNBL 8.8 Hex. Screw M8 x 35 Zinc 8.8 |



Cylindre 100/40/168/590 monté
Cylinder 100/40/168/590 mounted



| Index | Quantite | Reference | Designation |
|-------|----------|------------|--|
| 1 | 2 | 125DA8.4A | Rondelle A 8,4 ISO7089 Zinguée Washer A 8,4 ISO7089 Zinc. |
| 2 | 1 | 1481D850A | Goupille elastique 8 X 50 ISO8752 Z Spring Pin 8 X 50 ISO8752 Z |
| 3 | 1 | 4716.53.05 | Raccord double Double coupling |
| 4 | 1 | 71412DB81 | Graisseur H2-M 8x1 - 45 Grease Nipple H2-M 8x1 - 45 |
| 5 | 1 | 8154.24.02 | Limiteur Valve |
| 6 | 1 | 8154.24.14 | Clé à crochet Hook spanner |
| 7 | 1 | 8154.28.34 | Balle oeil Ball eye |
| 8 | 1 | 8154.28.37 | Protection plaque de métal 122-325 Cover plate 122-325 |
| 9 | 1 | 8154.28.41 | Doille filetée Threaded sleeve |
| 10 | 1 | 8154.30.01 | Tube hydraulique 238 cpl. Hydraulic pipe 238 cpl. |
| 11 | 1 | 8169.15.07 | Cylindre 100/40 168 - 432 cpl. Cylinder 100/40 168 - 432 cpl. |
| 12 | 1 | 912D1235NA | Vis CHc M12x35 DIN912-10.9 Z Screw CHc M12x35 DIN912-10.9 Z |
| 13 | 2 | 933D812PA | Vis H M8x12 ISO4017-8.8 ZNBL Hex. Screw M8x12 ISO4017-8.8 Zinc |



8154.41.10 (1/1)



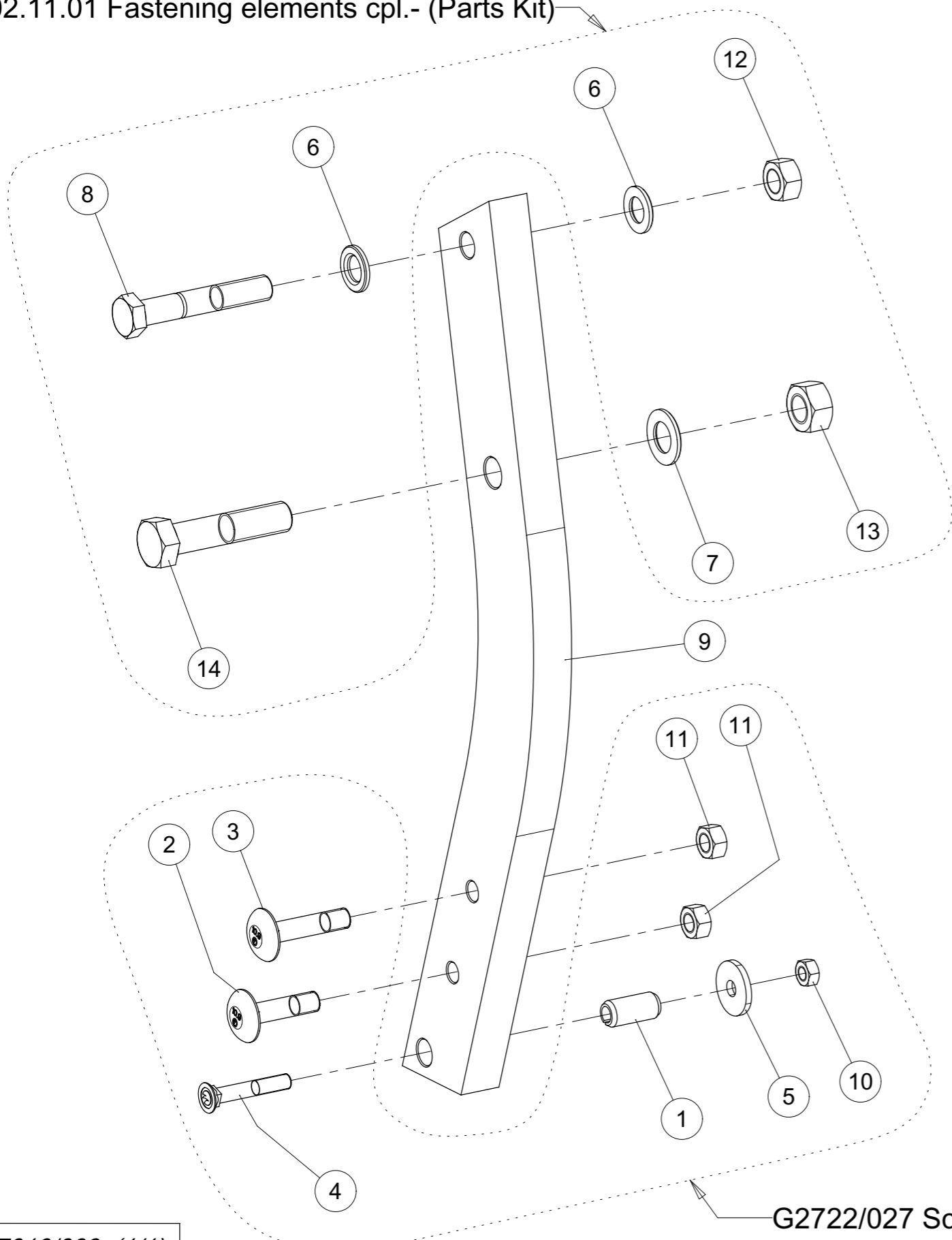
Tendille 80x35 RH800 cpl.

Leg 80x35 RH800 cpl.



7002.11.01 Fastening elements cpl.- (Parts Kit)

| Index | Quantite | Reference | Designation |
|-------|----------|------------|--|
| 1 | 1 | 1481D2145 | Goupille elastique 21 X 45 ISO8752 Spring Pin 21 X 45 ISO8752 |
| 2 | 1 | 2204.49.05 | Vis M 16x65-10.9 Bolt M 16x65-10.9 |
| 3 | 1 | 2204.49.08 | Vis M 16x75-10.9 Bolt M 16x75-10.9 |
| 4 | 1 | 2700.26.14 | Vis a tête fraisée M 12 X 75-10.9 C sunk screw M 12 X 75-10.9 |
| 5 | 1 | 6436.60.03 | Rondelle C-13 Washer C-13 |
| 6 | 2 | 6916D21A | Rondelle 21 Z Washer 21 Z |
| 7 | 1 | 6916D25A | Rondelle 25 EN14399-6 Z Washer 25 EN14399-6 Z |
| 8 | 1 | 7002.10.00 | Vis Hex. M20x1.5x120 avec entaille Hex. Screw M20x1.5x120 with Notche |
| 9 | 1 | 7010.12.01 | Étançon RH 800, 80x35 Leg RH 800, 80x35 |
| 10 | 1 | 934D12M | Ecrou std H M12 - pas 175 Noir Nut std H M12 - thread 175 Noir |
| 11 | 2 | 934D16NA | Ecrou std H M16 - pas 200 Zingue Nut std H M16 - thread 200 Zingue |
| 12 | 1 | 934D2015PA | Ecrou std H M20 - pas 150 Zingue Nut std H M20 - thread 150 Zingue |
| 13 | 1 | 934D2415NA | Ecrou std H M24 - pas 150 Zingue Nut std H M24 - thread 150 Zingue |
| 14 | 1 | VI 35 42 | Vis H M24x110 - 10.9 ZNBL DIN960, pas150 Screw H M24x110 - 10.9 ZNBL DIN960 thread150 |

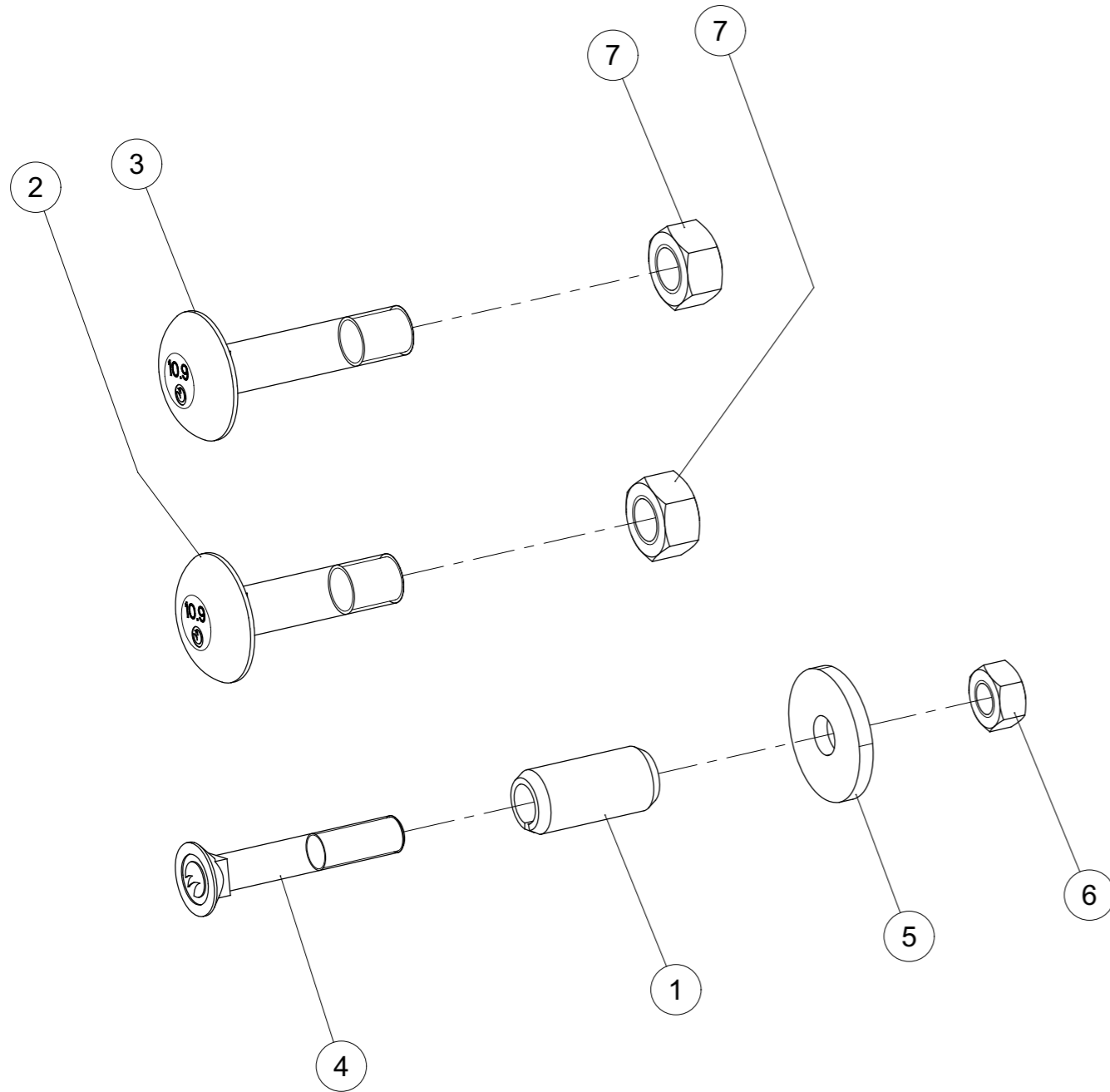


G2722/027 Screw Kit for the Leg (thickness 35) cpl.-(Parts Kit)



Kit de visserie pour tendille (épaisse 35)

Screw Kit for the Leg (thickness 35)

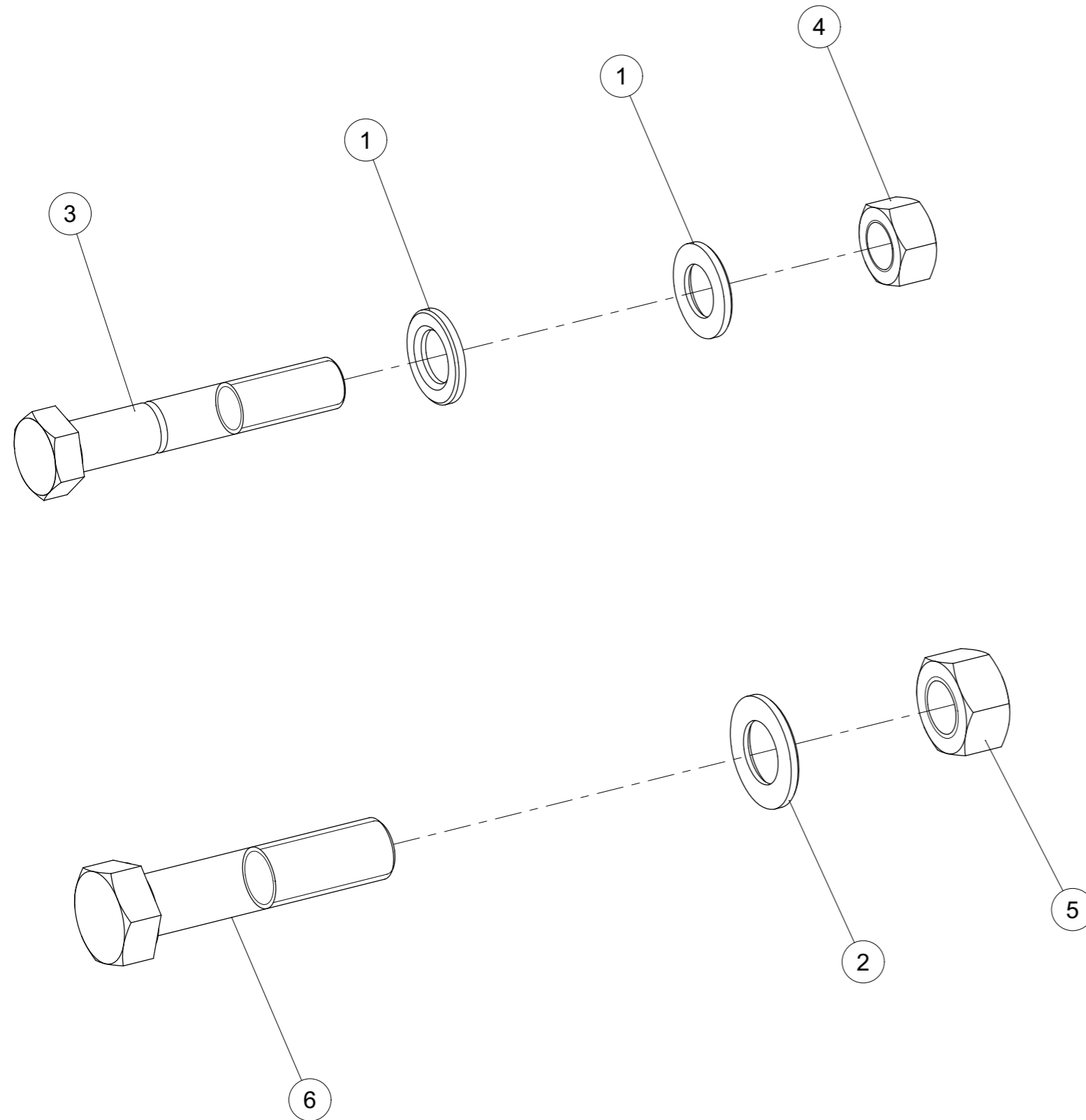


| <i>Index</i> | <i>Quantite</i> | <i>Reference</i> | <i>Designation</i> |
|--------------|-----------------|------------------|---|
| 1 | 1 | 1481D2145 | Goupille elastique 21 X 45 ISO8752 Spring Pin 21 X 45 ISO8752 |
| 2 | 1 | 2204.49.05 | Vis M 16x65-10.9 Bolt M 16x65-10.9 |
| 3 | 1 | 2204.49.08 | Vis M 16x75-10.9 Bolt M 16x75-10.9 |
| 4 | 1 | 2700.26.14 | Vis a tête fraisée M 12 X 75-10.9 C sunk screw M 12 X 75-10.9 |
| 5 | 1 | 6436.60.03 | Rondelle C-13 Washer C-13 |
| 6 | 1 | 934D12M | Ecrou std H M12 - pas 175 Noir Nut std H M12 - thread 175 Noir |
| 7 | 2 | 934D16NA | Ecrou std H M16 - pas 200 Zingue Nut std H M16 - thread 200 Zingue |



Eléments de fixation cpl.

Fastening elements cpl.



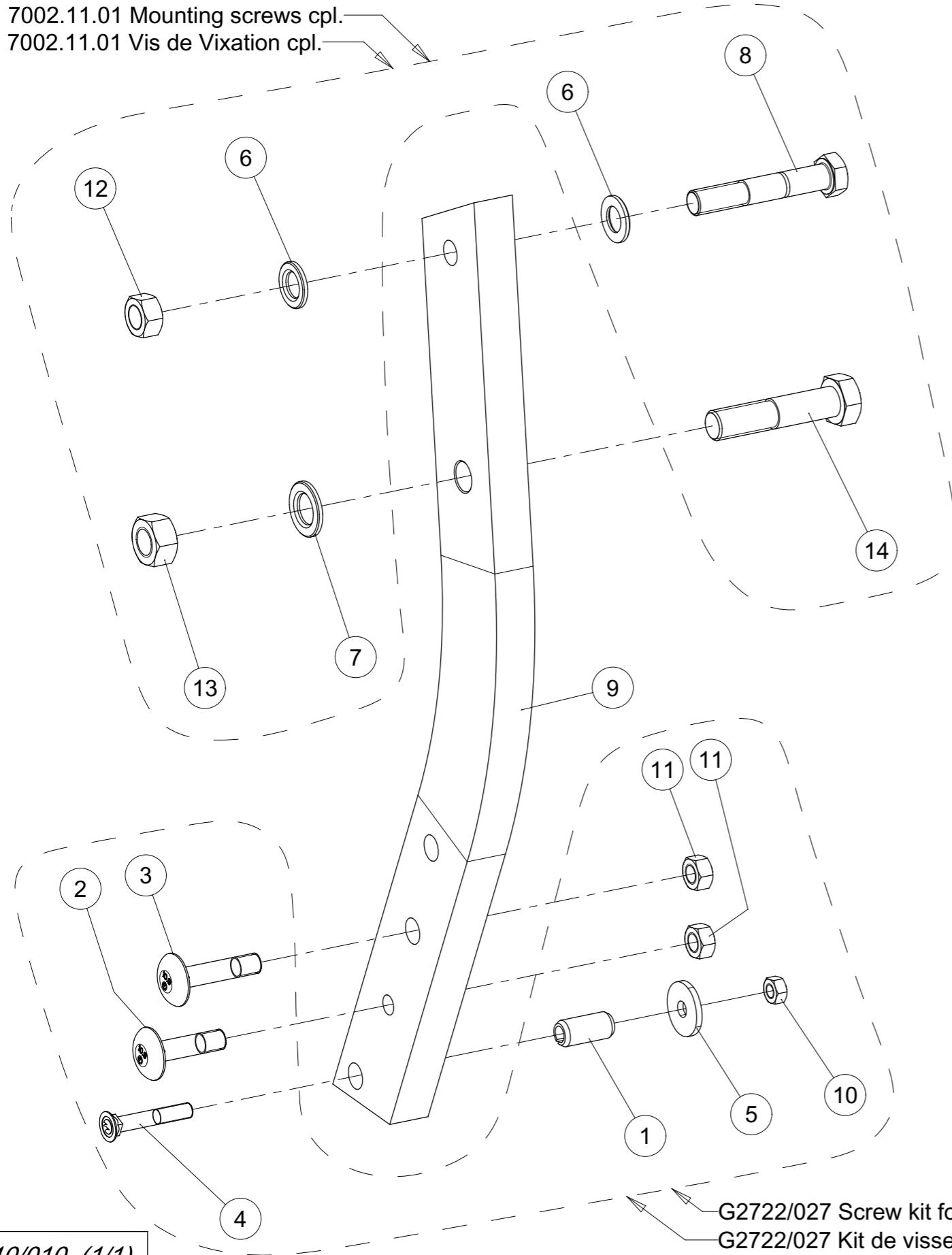
| Index | Quantite | Reference | Designation |
|-------|----------|------------|--|
| 1 | 2 | 6916D21A | Rondelle 21 Z Washer 21 Z |
| 2 | 1 | 6916D25A | Rondelle 25 EN14399-6 Z Washer 25 EN14399-6 Z |
| 3 | 1 | 7002.10.00 | Vis Hex. M20x1.5x120 avec entaille Hex. Screw M20x1.5x120 with Notche |
| 4 | 1 | 934D2015PA | Ecrou std H M20 - pas 150 Zingue Nut std H M20 - thread 150 Zingue |
| 5 | 1 | 934D2415NA | Ecrou std H M24 - pas 150 Zingue Nut std H M24 - thread 150 Zingue |
| 6 | 1 | VI 35 42 | Vis H M24x110 - 10.9 ZNBL DIN960, pas150 Screw H M24x110 - 10.9 ZNBL DIN960 thread150 |



Tendille 80x35 RH850 cpl.

Leg 80x35 RH850 cpl.

7002.11.01 Mounting screws cpl.
7002.11.01 Vis de Vixation cpl.



| Index | Quantite | Reference | Designation |
|-------|----------|------------|--|
| 1 | 1 | 1481D2145 | Goupille elastique 21 X 45 ISO8752 Spring Pin 21 X 45 ISO8752 |
| 2 | 1 | 2204.49.05 | Vis M 16x65-10.9 Bolt M 16x65-10.9 |
| 3 | 1 | 2204.49.08 | Vis M 16x75-10.9 Bolt M 16x75-10.9 |
| 4 | 1 | 2700.26.14 | Vis a tête fraisée M 12 X 75-10.9 C sunk screw M 12 X 75-10.9 |
| 5 | 1 | 6436.60.03 | Rondelle C-13 Washer C-13 |
| 6 | 2 | 6916D21A | Rondelle 21 Z Washer 21 Z |
| 7 | 1 | 6916D25A | Rondelle 25 EN14399-6 Z Washer 25 EN14399-6 Z |
| 8 | 1 | 7002.10.00 | Vis Hex. M20x1.5x120 avec entaille Hex. Screw M20x1.5x120 with Notche |
| 9 | 1 | 7010.13.01 | Etancon 80x35 RH850 Leg 80x35 RH850 |
| 10 | 1 | 934D12M | Ecrou std H M12 - pas 175 Noir Nut std H M12 - thread 175 Noir |
| 11 | 2 | 934D16NA | Ecrou std H M16 - pas 200 Zingue Nut std H M16 - thread 200 Zingue |
| 12 | 1 | 934D2015PA | Ecrou std H M20 - pas 150 Zingue Nut std H M20 - thread 150 Zingue |
| 13 | 1 | 934D2415NA | Ecrou std H M24 - pas 150 Zingue Nut std H M24 - thread 150 Zingue |
| 14 | 1 | VI 35 42 | Vis H M24x110 - 10.9 ZNBL DIN960, pas150 Screw H M24x110 - 10.9 ZNBL DIN960 thread150 |

G2722/027 Screw kit for the Leg (thickness 35)
G2722/027 Kit de visserie pour tendille (épaisse 35)

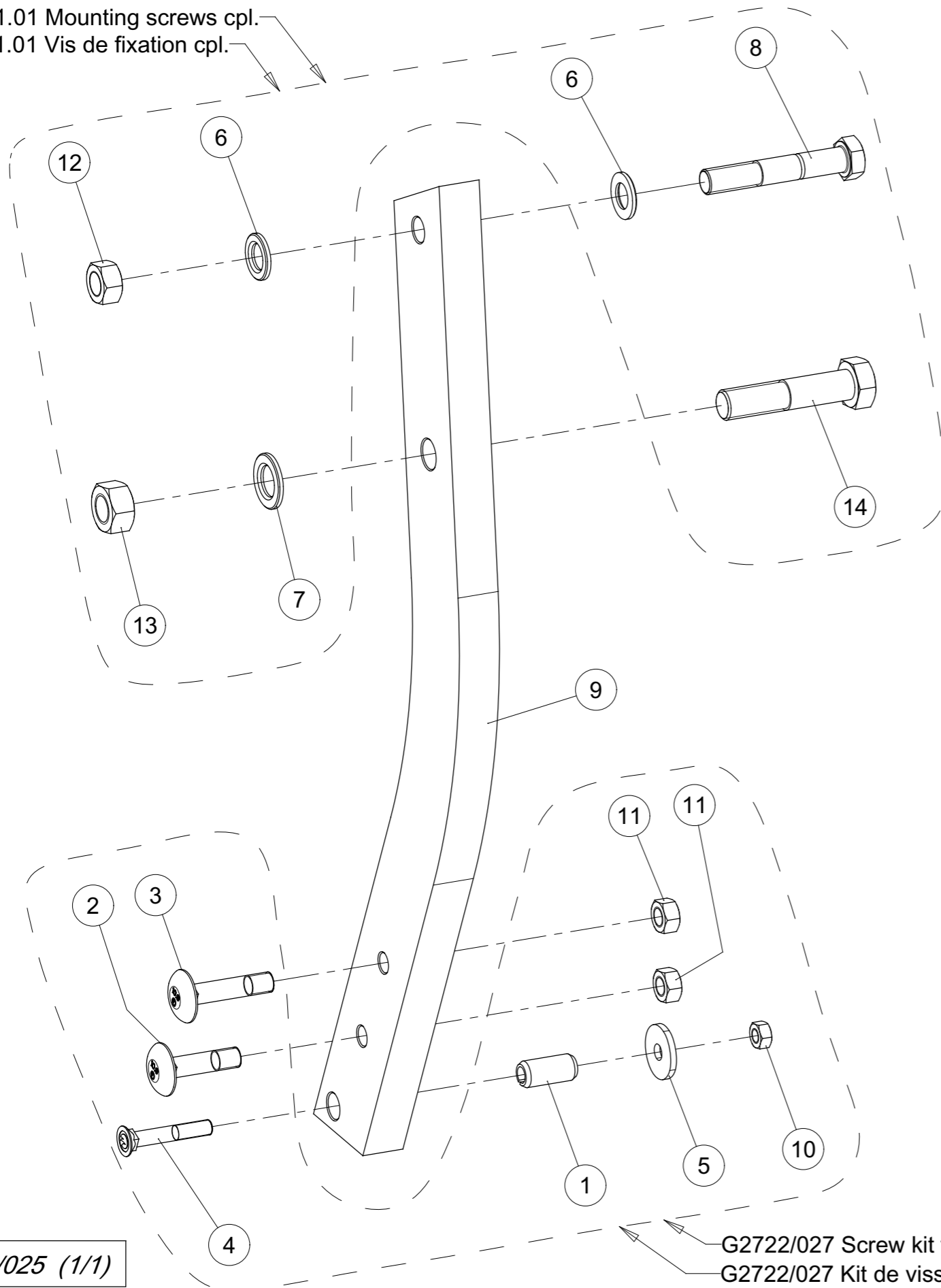


Tendille 80x35 RH900 cpl.

Leg 80x35 RH900 cpl.



7002.11.01 Mounting screws cpl.
7002.11.01 Vis de fixation cpl.



| Index | Quantité | Reference | Designation |
|-------|----------|------------|--|
| 1 | 1 | 1481D2145 | Goupille elastique 21 X 45 ISO8752 Spring Pin 21 X 45 ISO8752 |
| 2 | 1 | 2204.49.05 | Vis M 16x65-10.9 Bolt M 16x65-10.9 |
| 3 | 1 | 2204.49.08 | Vis M 16x75-10.9 Bolt M 16x75-10.9 |
| 4 | 1 | 2700.26.14 | Vis a tête fraisée M 12 X 75-10.9 C sunk screw M 12 X 75-10.9 |
| 5 | 1 | 6436.60.03 | Rondelle C-13 Washer C-13 |
| 6 | 2 | 6916D21A | Rondelle 21 Z Washer 21 Z |
| 7 | 1 | 6916D25A | Rondelle 25 EN14399-6 Z Washer 25 EN14399-6 Z |
| 8 | 1 | 7002.10.00 | Vis Hex. M20x1.5x120 avec entaille Hex. Screw M20x1.5x120 with Notche |
| 9 | 1 | 7010.12.03 | Etançon RH 900, 80x35 Leg RH 900, 80x35 |
| 10 | 1 | 934D12M | Ecrou std H M12 - pas 175 Noir Nut std H M12 - thread 175 Noir |
| 11 | 2 | 934D16NA | Ecrou std H M16 - pas 200 Zingue Nut std H M16 - thread 200 Zingue |
| 12 | 1 | 934D2015PA | Ecrou std H M20 - pas 150 Zingue Nut std H M20 - thread 150 Zingue |
| 13 | 1 | 934D2415NA | Ecrou std H M24 - pas 150 Zingue Nut std H M24 - thread 150 Zingue |
| 14 | 1 | VI 35 42 | Vis H M24x110 - 10.9 ZNBL DIN960, pas150 Screw H M24x110 - 10.9 ZNBL DIN960 thread150 |

G2722/027 Screw kit for the Leg (thickness 35)
G2722/027 Kit de visserie pour tendille (épaisse 35)

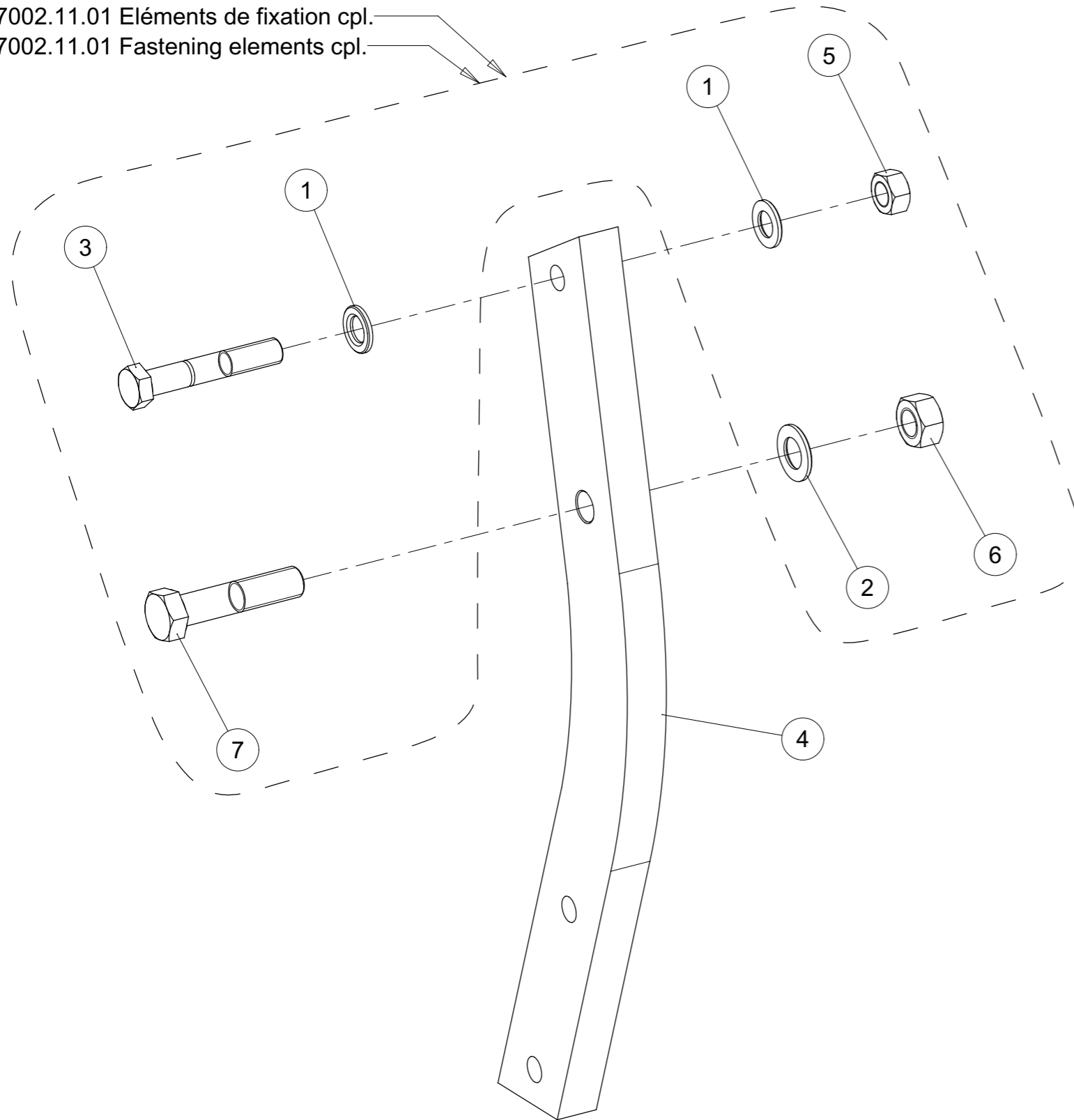


Tendille 80x35 RH800 cpl. (BP-365P)

Leg 80x35 RH800 cpl. (BP-365P)



7002.11.01 Eléments de fixation cpl.
7002.11.01 Fastening elements cpl.

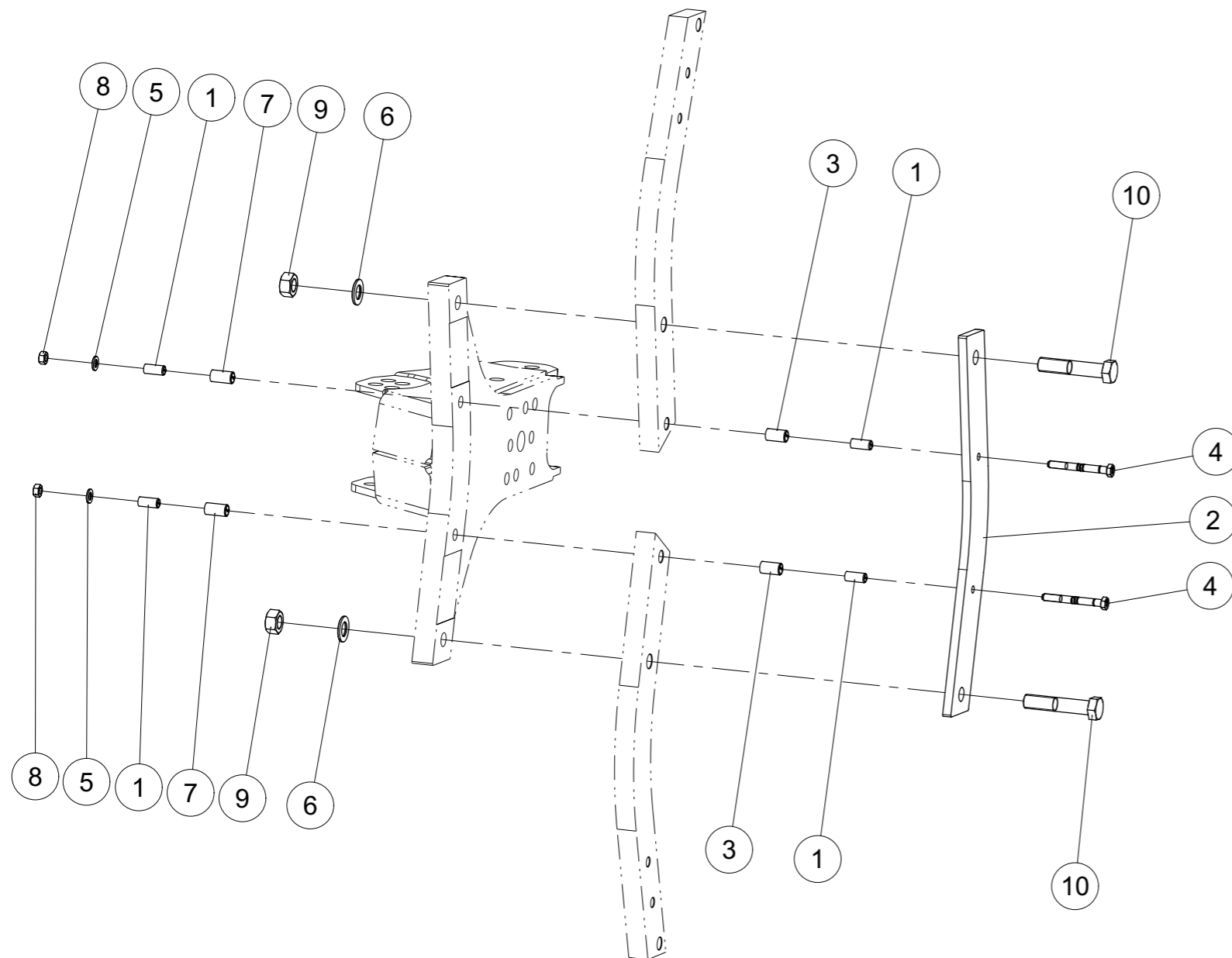


| Index | Quantite | Reference | Designation |
|-------|----------|------------|--|
| 1 | 2 | 6916D21A | Rondelle 21 Z Washer 21 Z |
| 2 | 1 | 6916D25A | Rondelle 25 EN14399-6 Z Washer 25 EN14399-6 Z |
| 3 | 1 | 7002.10.00 | Vis Hex. M20x1.5x120 avec entaille Hex. Screw M20x1.5x120 with Notche |
| 4 | 1 | 7010.12.02 | Etancon 80x35 RH800 (BP-365P) Leg 80x35 RH800 (BP-365P) |
| 5 | 1 | 934D2015PA | Ecrou std H M20 - pas 150 Zingue Nut std H M20 - thread 150 Zingue |
| 6 | 1 | 934D2415NA | Ecrou std H M24 - pas 150 Zingue Nut std H M24 - thread 150 Zingue |
| 7 | 1 | VI 35 42 | Vis H M24x110 - 10.9 ZNBL DIN960, pas150 Screw H M24x110 - 10.9 ZNBL DIN960 thread150 |



Montage kit tendille renforcement / tendille 80

Assembly kit Leg reinforcement / Leg 80

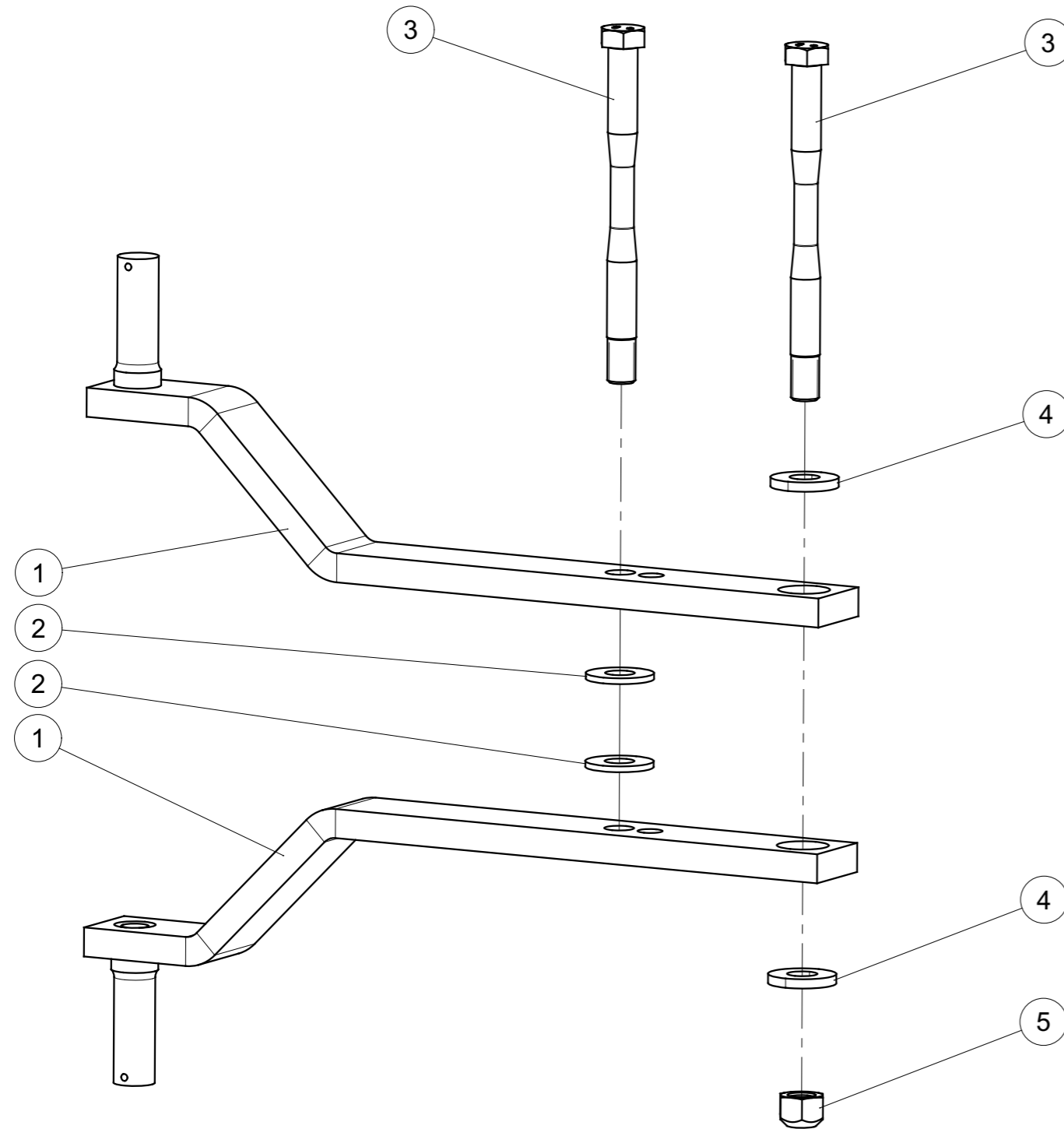


| Index | Quantite | Reference | Designation |
|-------|----------|---------------|---|
| 1 | 4 | 4789.05.09 | Bagues acier Ø 16 x 12 x 35 Steel bushing Ø 16 x 12 x 35 |
| 2 | 1 | 4792.41.06 | Fixation bracket, safety reinforcement Chape fixation pour renforcement securite |
| 3 | 2 | 4792.41.08 | Bagues acier Ø 20 x 16 x 35 Steel bushing Ø 20 x 16 x 35 |
| 4 | 2 | 4805.01.86 | Vis HM12x110 rainurée 12.9 Screw HM12x110 grooved 12.9 |
| 5 | 2 | 6916D13A | Rondelle 13 EN14399-6 Z Washer 13 EN14399-6 Z |
| 6 | 2 | 6916D25A | Rondelle 25 EN14399-6 Z Washer 25 EN14399-6 Z |
| 7 | 2 | 7010.03.03 | Bagues acier Ø 20 x 16 x 38 Steel bushing Ø 20 x 16 x 38 |
| 8 | 2 | 934D12NA | Ecrou std H M12 - pas 175 Zingue Nut std H M12 - thread 175 Zingue |
| 9 | 2 | 934D2415NA | Ecrou std H M24 - pas 150 Zingue Nut std H M24 - thread 150 Zingue |
| 10 | 2 | 960D2415120NA | Vis hex. M24x1.5x120 ZNBL 10.9 Hex. Screw M24x1.5x120 ZNBL 10.9 |



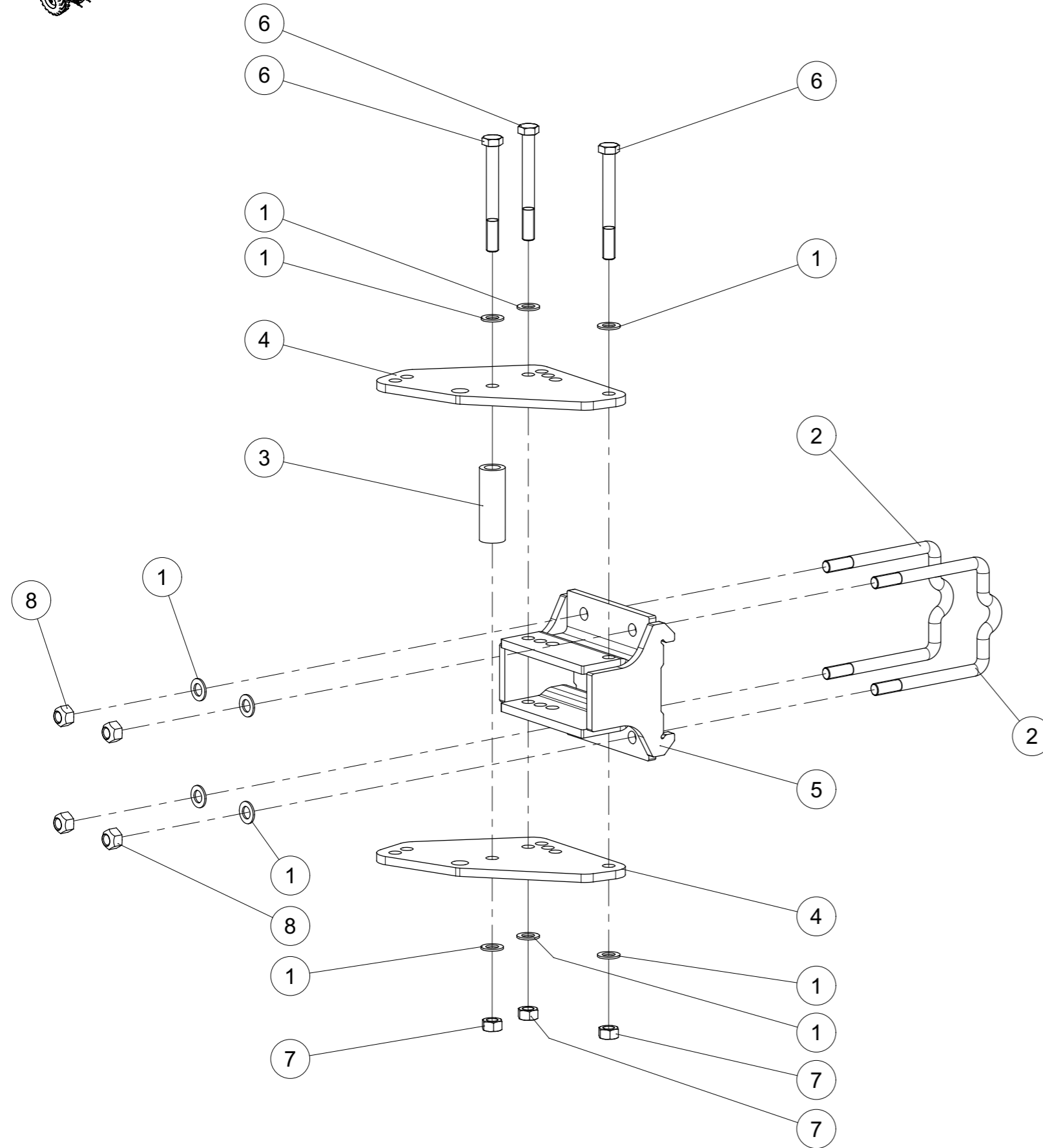
Support coute circulaire longue 160 cpl.
Disc bracket long 160 cpl.

| Index | Quantite | Reference | Designation |
|-------|----------|------------|--|
| 1 | 2 | 4788.08.06 | Support coute circulaire Disc bracket |
| 2 | 2 | 4788.08.97 | Rondelle D25/58 Zinguée Washer D25/58 Zinc |
| 3 | 2 | 4789.10.07 | Vis d'adjustage M24x290 - 10.9 zinc Fitted bold M24x290 - 10.9 zinc |
| 4 | 2 | 6439.08.01 | Rondelle D25/58 C-253 Zinguée Washer D25/58 C-253 Zinc |
| 5 | 1 | 980DV24PA | Ecrou M24 ZNBL 8.8 Nut M24 Zinc 8.8 |





Support roue combinée 160 cpl.
Bracket for combi wheel 160 cpl.

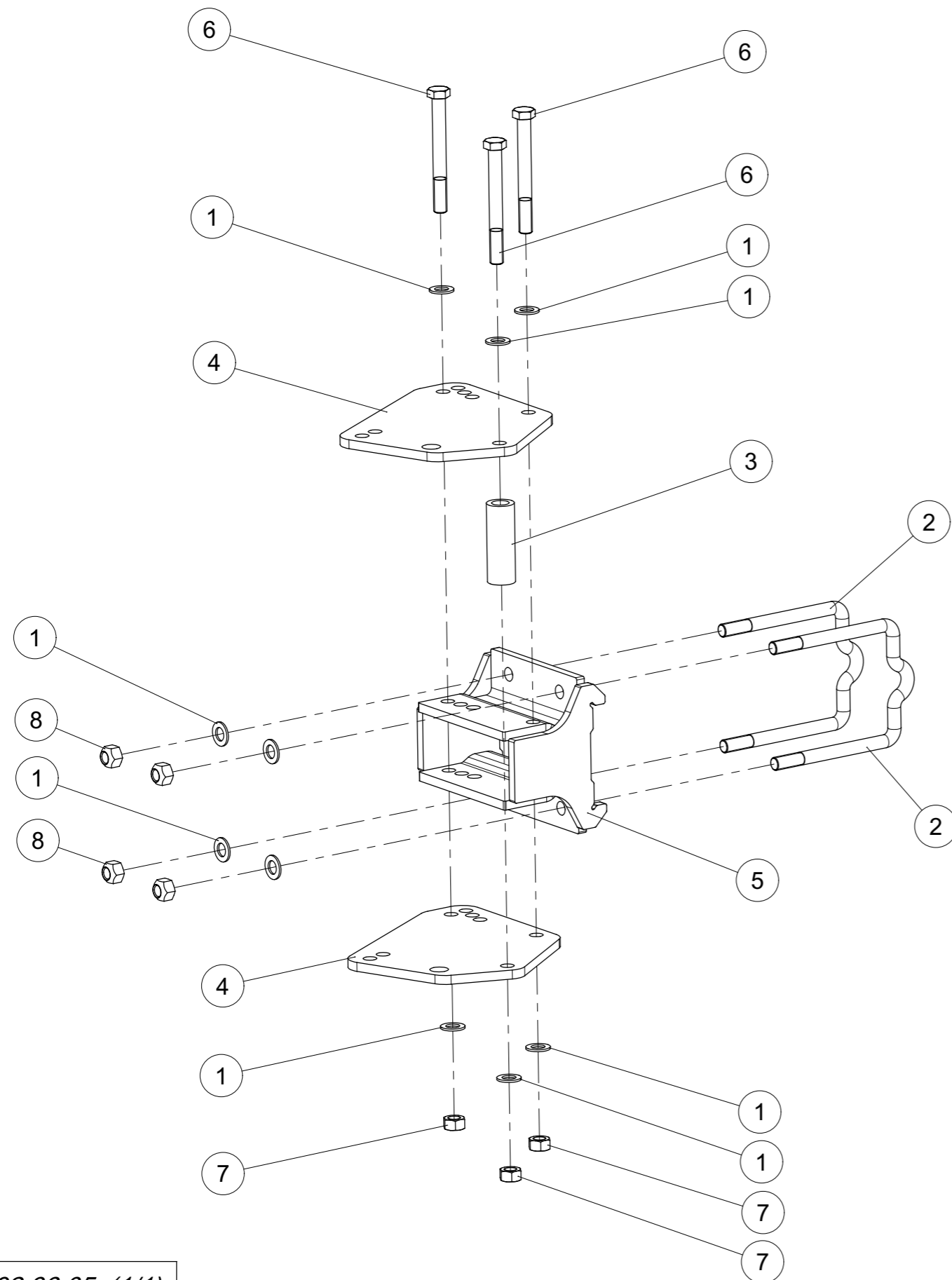


| Index | Quantite | Reference | Designation |
|-------|----------|-------------|---|
| 1 | 10 | 125DA21A | Rondelle A 21 ISO7089 ZNBL Washer A 21 ISO7089 Zinc. |
| 2 | 2 | 4782.25.04 | Bride MC-20 X 181 X 215 Gross section MC-20 X 181 X 215 |
| 3 | 1 | 4788.21.06 | Entretoise 42.4/23.9x123 Spacer tube 42.4/23.9x123 |
| 4 | 2 | 4788.21.12 | Support roue combi Bracket combi wheel |
| 5 | 1 | 4792.35.01 | Support de roue 160 Wheel bracket 160 |
| 6 | 3 | 931D20180PA | Vis H M20 x 180 ZNBL 8.8 Hex. Screw M20 x 180 Zinc 8.8 |
| 7 | 3 | 934D20PA | Ecrou std H M20 - pas 250 Zingue Nut std H M20 - thread 250 Zingue |
| 8 | 4 | 980DV20PA | Ecrou M20 ZNBL 8.8 Nut M20 Zinc 8.8 |



Support de roue 160

Wheel bracket 160



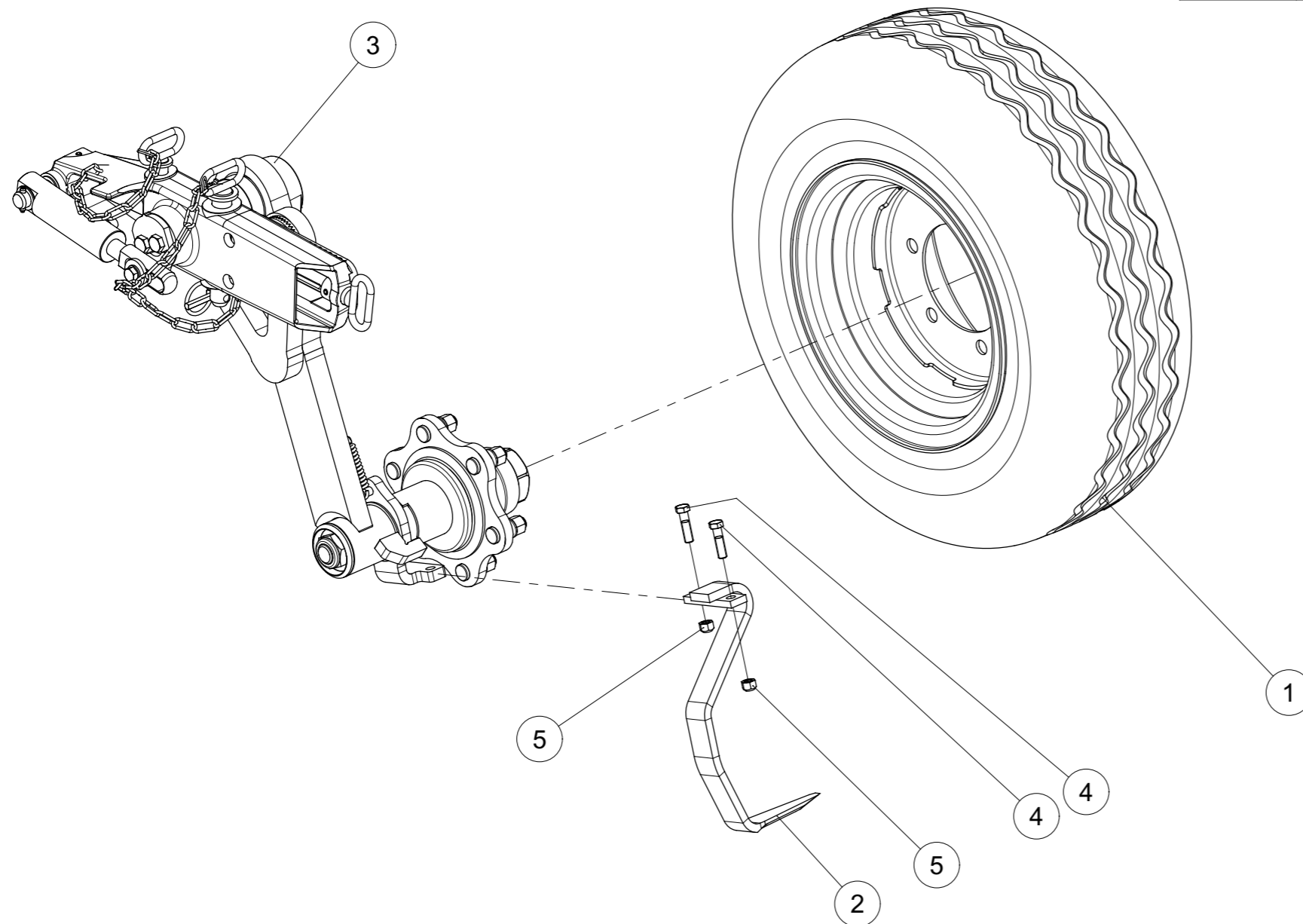
| Index | Quantite | Reference | Designation |
|-------|----------|-------------|---|
| 1 | 10 | 125DA21A | Rondelle A 21 ISO7089 ZNBL Washer A 21 ISO7089 Zinc. |
| 2 | 2 | 4782.25.04 | Bride MC-20 X 181 X 215 Gross section MC-20 X 181 X 215 |
| 3 | 1 | 4788.21.06 | Entretoise 42.4/23.9x123 Spacer tube 42.4/23.9x123 |
| 4 | 2 | 4788.21.16 | Support roue combi Bracket combi wheel |
| 5 | 1 | 4792.35.01 | Support de roue 160 Wheel bracket 160 |
| 6 | 3 | 931D20180PA | Vis H M20 x 180 ZNBL 8.8 Hex. Screw M20 x 180 Zinc 8.8 |
| 7 | 3 | 934D20PA | Ecrou std H M20 - pas 250 Zingue Nut std H M20 - thread 250 Zingue |
| 8 | 4 | 980DV20PA | Ecrou M20 ZNBL 8.8 Nut M20 Zinc 8.8 |



Roue de terrage PS30M 10.0/75-15 cpl.

Depth wheel PS30M 10.0/75-15 cpl.

| Index | Quantite | Reference | Designation |
|-------|----------|------------|---|
| 1 | 1 | 4356.36.01 | Roue 10.0/75-15.3 AW 1OPR cpl. Wheel 10.0/75-15.3 AW 1OPR cpl. |
| 2 | 1 | 7513.49.17 | Décrottoir pour roue 10.0/75-15 Scraper for wheel 10.0/75-15 |
| 3 | 1 | 7513.49.21 | Roue de terrage PS30M monté Depth wheel PS30M mounted |
| 4 | 2 | 931D1245M | Vis H M12 x 45 Noire 12.9 Hex. Screw M12 x 45 Black 12.9 |
| 5 | 2 | 980DV12M | Ecrou M12 Noir 12.9 Nut M12 Black 12.9 |

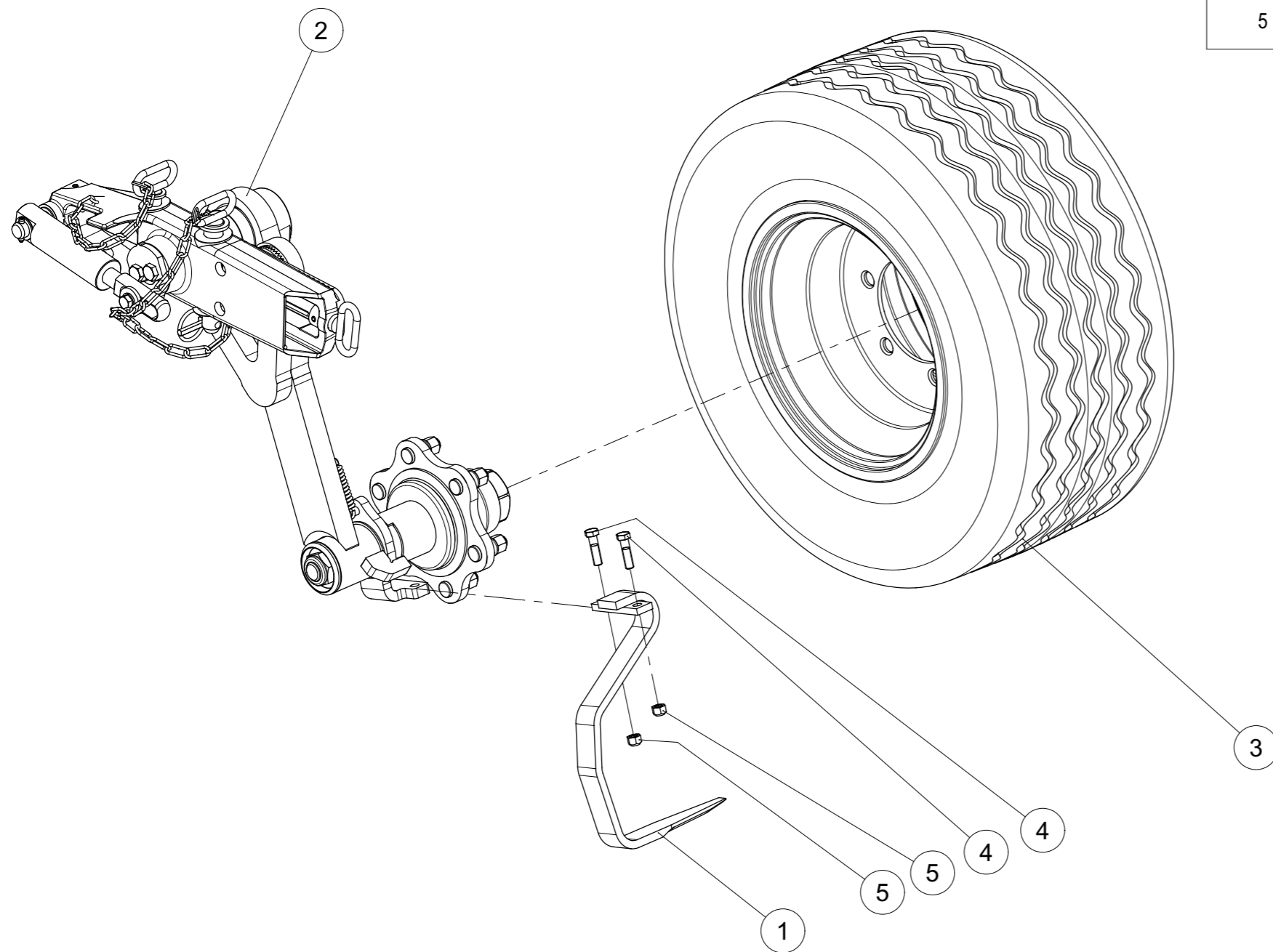




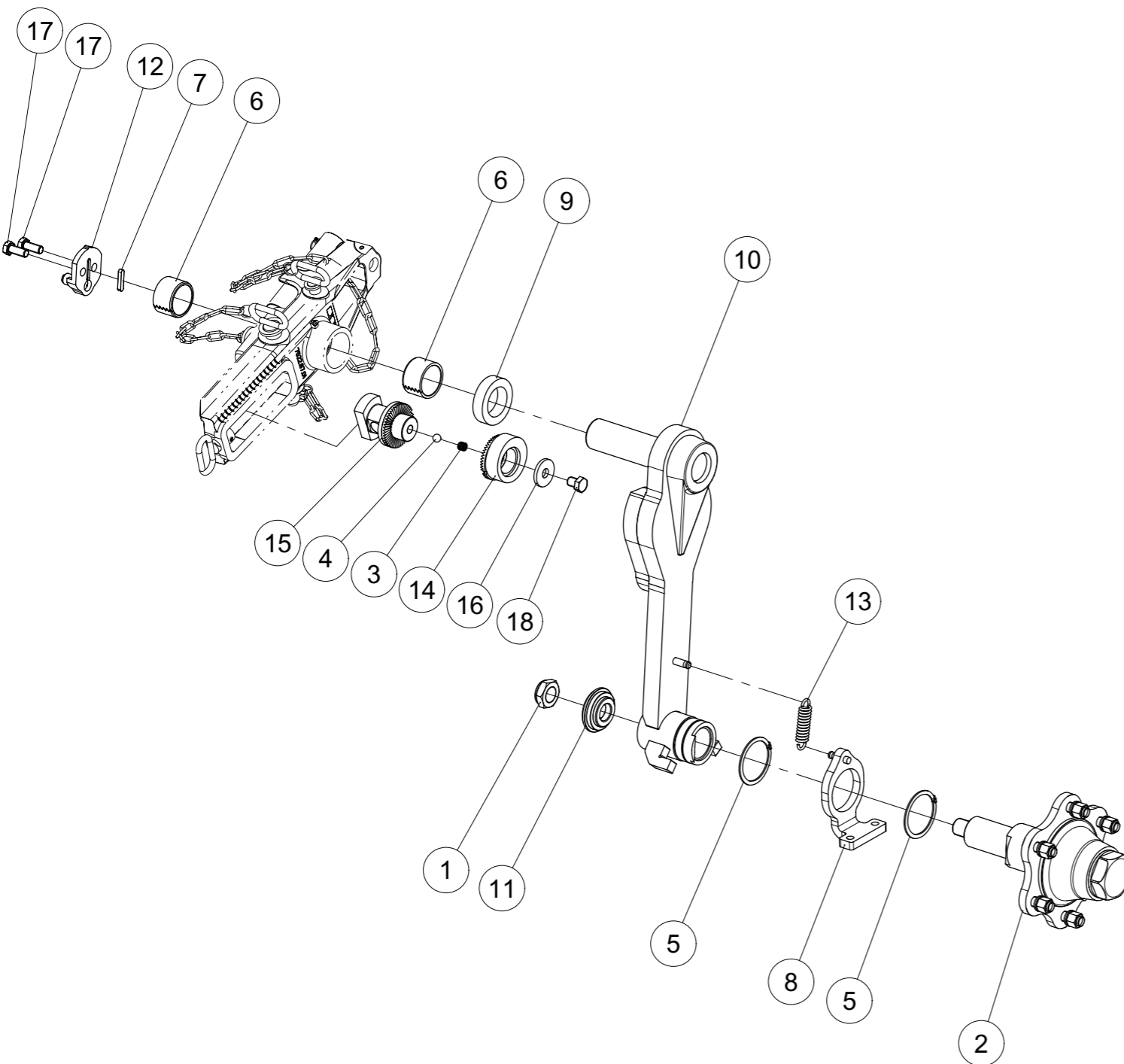
Roue de terrage PS30M (13.0/55-16) cpl.

Depth wheel PS30M (13.0/55-16) cpl.

| Index | Quantite | Reference | Designation |
|-------|----------|------------|---|
| 1 | 1 | 7513.49.15 | Grattoir pour roue 340/55-16 Scraper for wheel 340/55-16 |
| 2 | 1 | 7513.49.21 | Roue de terrage PS30M monté Depth wheel PS30M mounted |
| 3 | 1 | 7522.46.11 | Roue 340/55-16 AW TL 140 A8 6L ET O Wheel 340/55-16 AW TL 140 A8 6L ET O |
| 4 | 2 | 931D1245M | Vis H M12 x 45 Noire 12.9 Hex. Screw M12 x 45 Black 12.9 |
| 5 | 2 | 980DV12M | Ecrou M12 Noir 12.9 Nut M12 Black 12.9 |



Roue de terrage PS30M monté
Depth wheel PS30M mounted

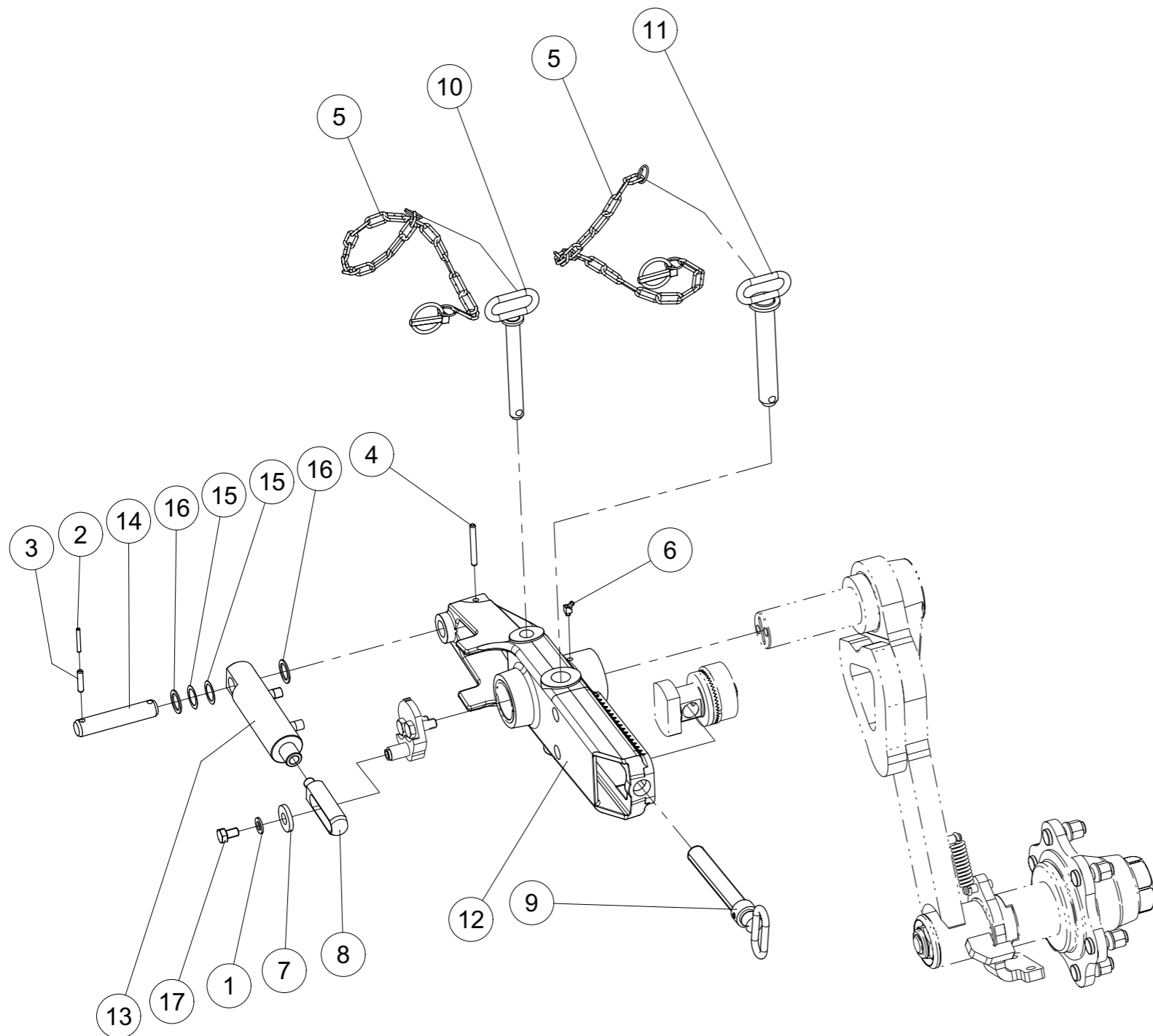


| Index | Quantite | Reference | Designation |
|-------|----------|--------------|---|
| 1 | 1 | 1 233 267 | Ecrou frein usine H M30, pas 2.00 ep. : 20 mm Nyloc nut H M30, thread 2.00, 20 mm thick. |
| 2 | 1 | 199 201 | Moyeu demontable 6 trous Removable hub 6 holes |
| 3 | 1 | 4716.12.00 | Ressort de compression Compression Spring |
| 4 | 1 | 4716.36.00 | Bille Ball |
| 5 | 2 | 471D782.5 | Circlip 78x2.5 DIN471 Circlip 78x2.5 DIN471 |
| 6 | 2 | 4771.14.02 | Bagues acier Ø 65 x 55 x 40 Steel bushing Ø 65 x 55 x 40 |
| 7 | 1 | 6885DA8740 | Clavette Wedge |
| 8 | 1 | 7513.49.05 | Grattoir titulaire Scraper holder |
| 9 | 1 | 7513.49.08 | Bague d'espacement D85/55 x 21 Spacer ring D85/55 x 21 |
| 10 | 1 | 7513.49.10 | Tige Stalk |
| 11 | 1 | 7513.49.13 | Bague Special washer |
| 12 | 1 | 7513.49.39 | bouchon excentrique exentric stopper |
| 13 | 1 | 7518.20.03 | Ressort de traction Tension spring |
| 14 | 1 | 7522.06.00 | Excentrique Excentric |
| 15 | 1 | 7522.28.00 | Ecrou de manivelle Spindle guide |
| 16 | 1 | 7522.63.09 | Rondelle Washer |
| 17 | 2 | 961D141535NA | Vis M14x1,5x35 - 10.9 Z Screw M14x1,5x35 - 10.9 Z |
| 18 | 1 | 961D161520PA | Vis M16X1,5x20 - 8.8 Z Screw M16X1,5x20 - 8.8 Z |



Roue de terrage PS30M monté

Depth wheel PS30M mounted

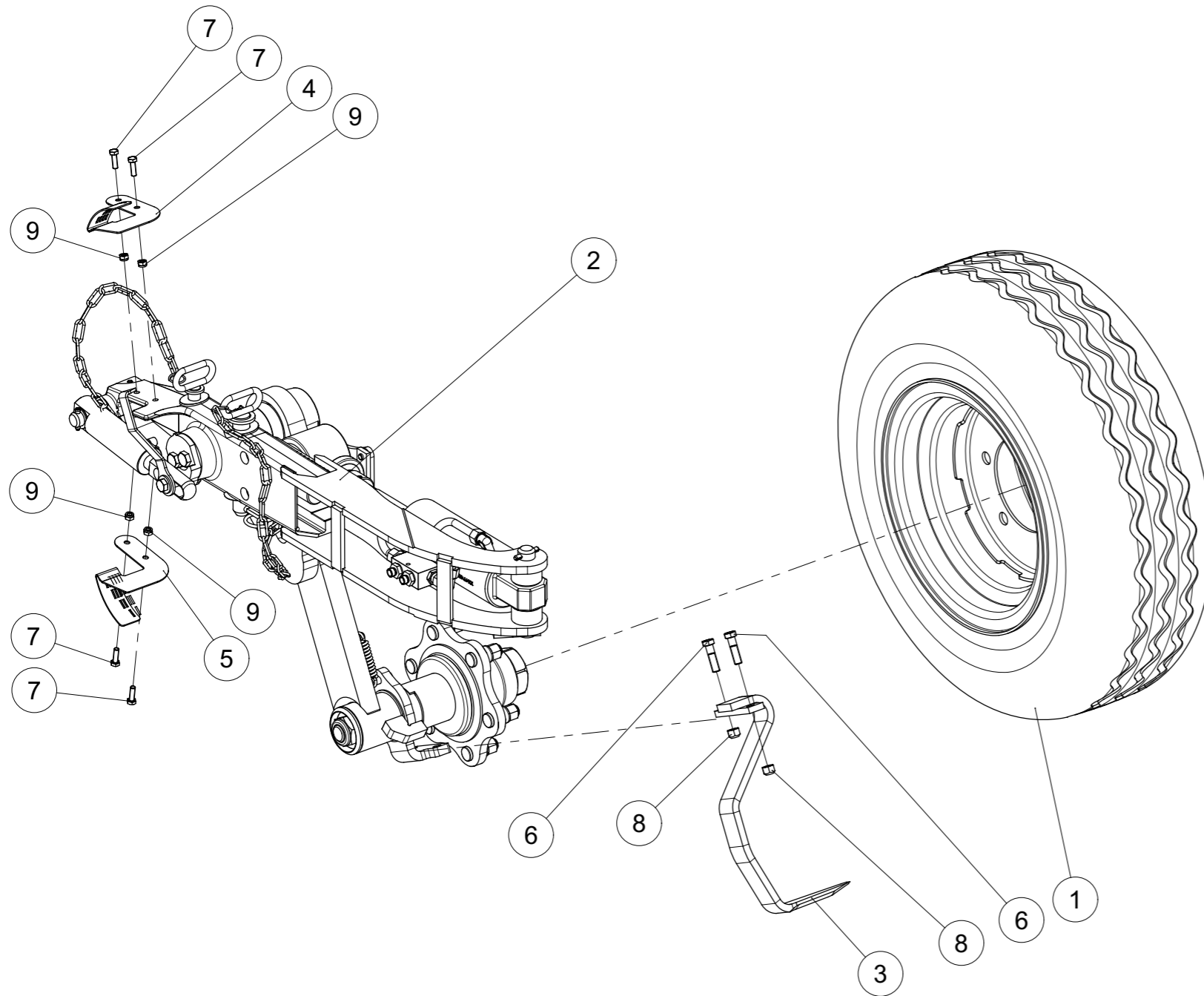


| Index | Quantite | Reference | Designation |
|-------|----------|-------------|--|
| 1 | 1 | 125DA13A | Rondelle A 13 ISO7089 ZNBL Washer A 13 ISO7089 Zinc. |
| 2 | 1 | 1481D540A | Goupille elastique 5 X 40 ISO8752 Z Spring Pin 5 X 40 ISO8752 Z |
| 3 | 1 | 1481D836 | Goupille elastique 8 X 36 ISO8752 Spring Pin 8 X 36 ISO8752 |
| 4 | 1 | 1481D870A | Goupille elastique 8 X 70 ISO8752 Z Spring Pin 8 X 70 ISO8752 Z |
| 5 | 2 | 6344.40.02 | Chaine de securité Safety chain |
| 6 | 1 | 71412DBS81 | Graisseur H2a-M 8x1 -45 Grease Nipple H2a-M 8x1 -45 |
| 7 | 1 | 7349D17A | Rondelle 17 DIN7349 Z Washer 17 DIN7349 Z |
| 8 | 1 | 7513.49.26 | Guidage Guide |
| 9 | 1 | 7522.07.00 | Manivelle Spindle |
| 10 | 1 | 7522.10.00 | Axe Axle |
| 11 | 1 | 7522.38.02 | Axe Axle |
| 12 | 1 | 7522.67.01 | Console Console |
| 13 | 1 | 8171.09.03 | Verin cpl. Cylinder cpl. |
| 14 | 1 | 8413.35.01 | Axe D25-107 Pin D25-107 |
| 15 | 2 | 988D25350.5 | Rondelle 25x 35x0,5 DIN988 Washer 25x 35x0,5 DIN988 |
| 16 | 2 | 988DS2535 | Rondelle S 25x 35 DIN988 Supporting washer S 25x 35 DIN988 |
| 17 | 1 | VI 41 02 | Vis H M12x 20 - 8.8 ZNBL Screw H M12x 20 - 8.8 ZNBL |



Roue de terrage PS30 hyd. (10.0/75-15) cpl.

Depth wheel PS30 hyd. (10.0/75-15) cpl.

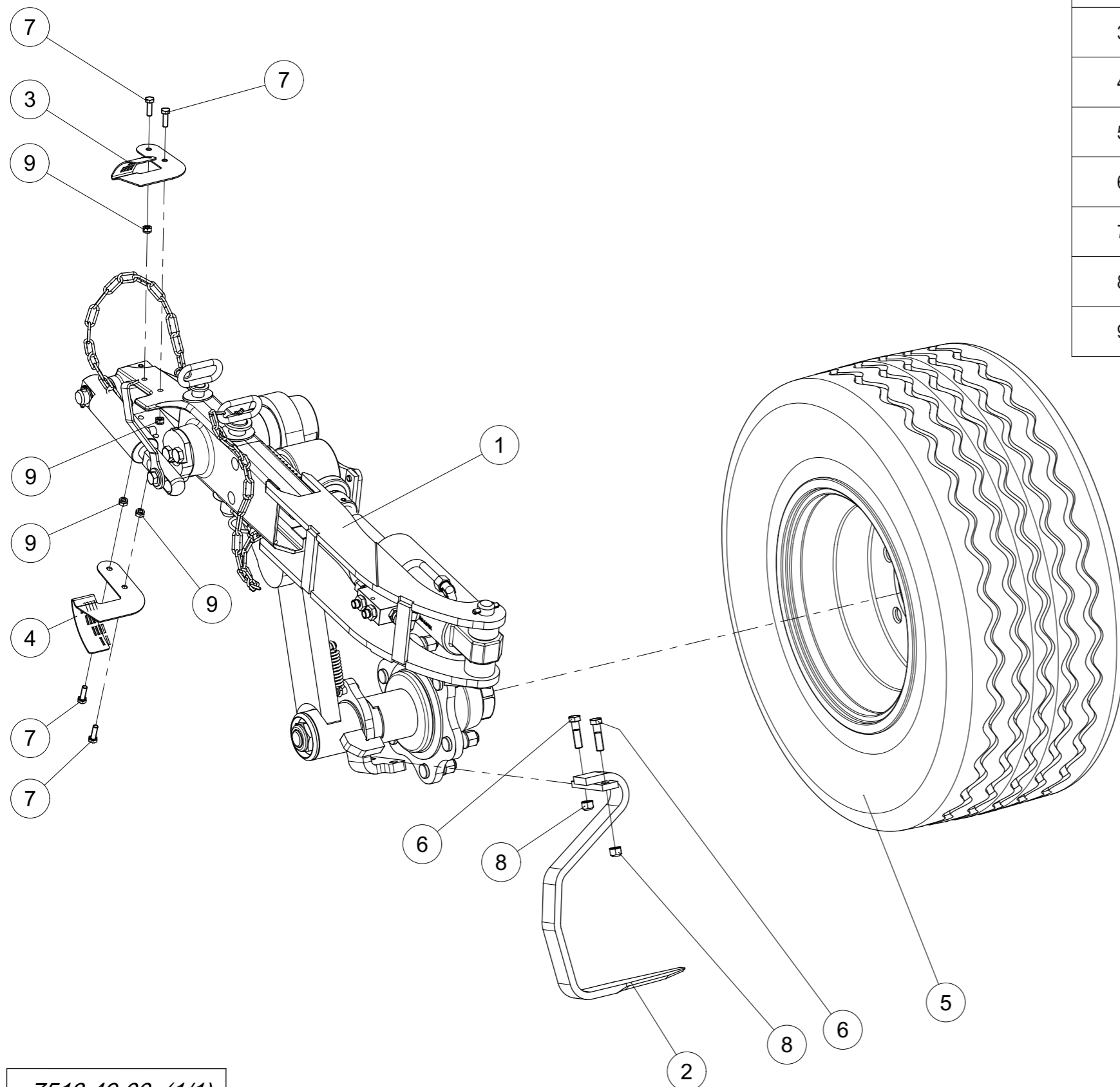


| Index | Quantite | Reference | Designation |
|-------|----------|------------|---|
| 1 | 1 | 4356.36.01 | Roue 10.0/75-15.3 AW 1OPR cpl. Wheel 10.0/75-15.3 AW 1OPR cpl. |
| 2 | 1 | 7513.49.01 | Roue de terrage PS30 hyd. monté Depth wheel PS30 hyd. mounted |
| 3 | 1 | 7513.49.17 | Décrottoir pour roue 10.0/75-15 Scraper for wheel 10.0/75-15 |
| 4 | 1 | 7513.49.41 | Feuille d'échelle dessous Scale sheet below |
| 5 | 1 | 7513.49.42 | Feuille d'échelle au-dessus Scale sheet above |
| 6 | 2 | 931D1245M | Vis H M12 x 45 Noire 12.9 Hex. Screw M12 x 45 Black 12.9 |
| 7 | 4 | 933D825PA | Vis H M8x25 ISO4017-8.8 ZNBL Hex. Screw M8x25 ISO4017-8.8 Zinc |
| 8 | 2 | 980DV12M | Ecrou M12 Noir 12.9 Nut M12 Black 12.9 |
| 9 | 4 | 985D8PA | Ecrou HFR M8 ISO10511-8 Z Nut HFR M8 ISO10511-8 Z |



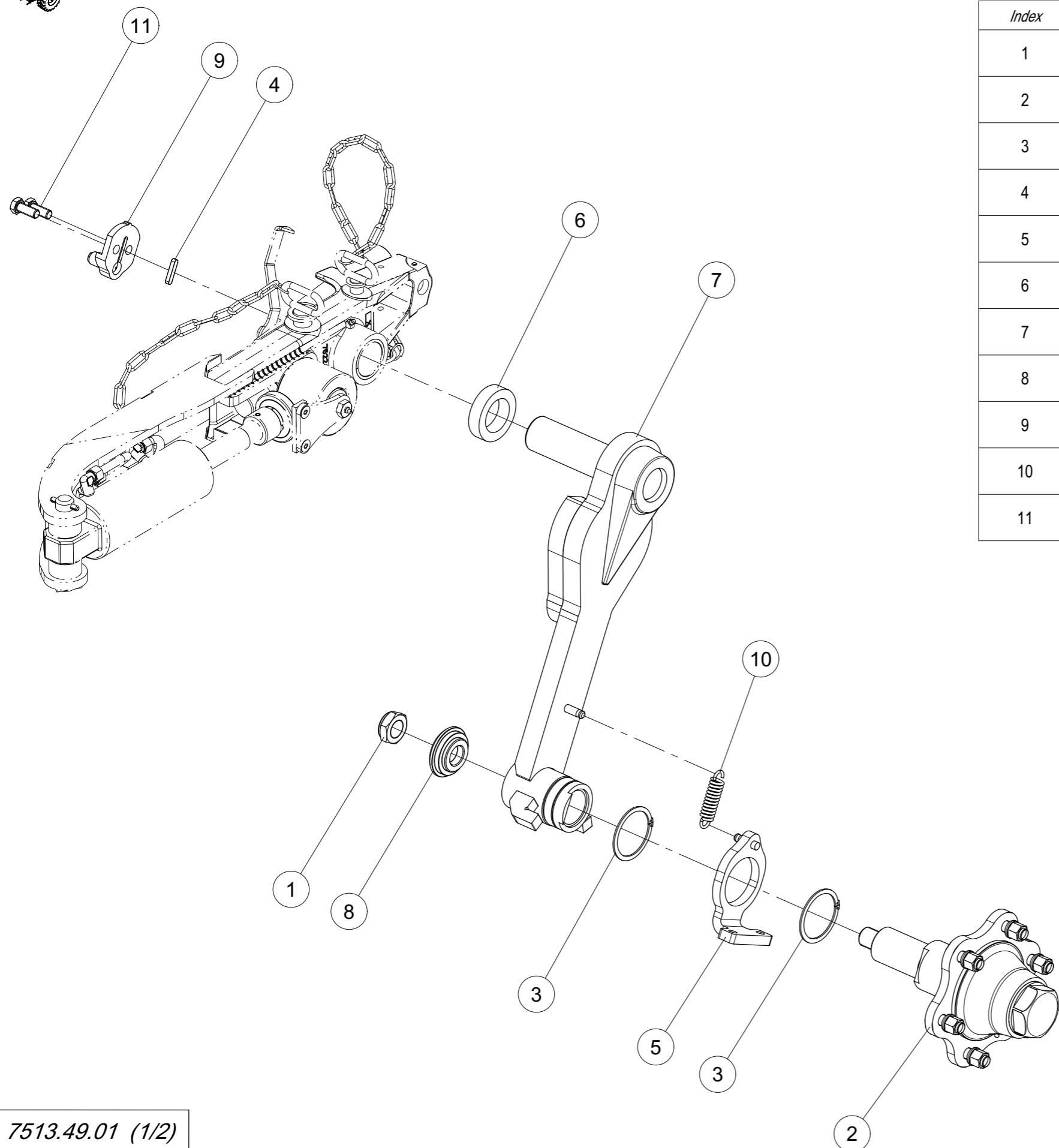
Roue de terrage PS30 hydr. 13.0/55-16 cpl.

Depth wheel PS30 hydr. 13.0/55-16 cpl.



| Index | Quantite | Reference | Designation |
|-------|----------|------------|---|
| 1 | 1 | 7513.49.01 | Roue de terrage PS30 hydr. monté Depth wheel PS30 hydr. mounted |
| 2 | 1 | 7513.49.15 | Grattoir pour roue 340/55-16 Scraper for wheel 340/55-16 |
| 3 | 1 | 7513.49.41 | Feuille d'échelle dessous Scale sheet below |
| 4 | 1 | 7513.49.42 | Feuille d'échelle au-dessus Scale sheet above |
| 5 | 1 | 7522.46.11 | Roue 340/55-16 AW TL 140 A8 6L ET 0 Wheel 340/55-16 AW TL 140 A8 6L ET 0 |
| 6 | 2 | 931D1245M | Vis H M12 x 45 Noire 12.9 Hex. Screw M12 x 45 Black 12.9 |
| 7 | 4 | 933D825PA | Vis H M8x25 ISO4017-8.8 ZNBL Hex. Screw M8x25 ISO4017-8.8 Zinc |
| 8 | 2 | 980DV12M | Ecrou M12 Noir 12.9 Nut M12 Black 12.9 |
| 9 | 4 | 985D8PA | Ecrou HFR M8 ISO10511-8 Z Nut HFR M8 ISO10511-8 Z |

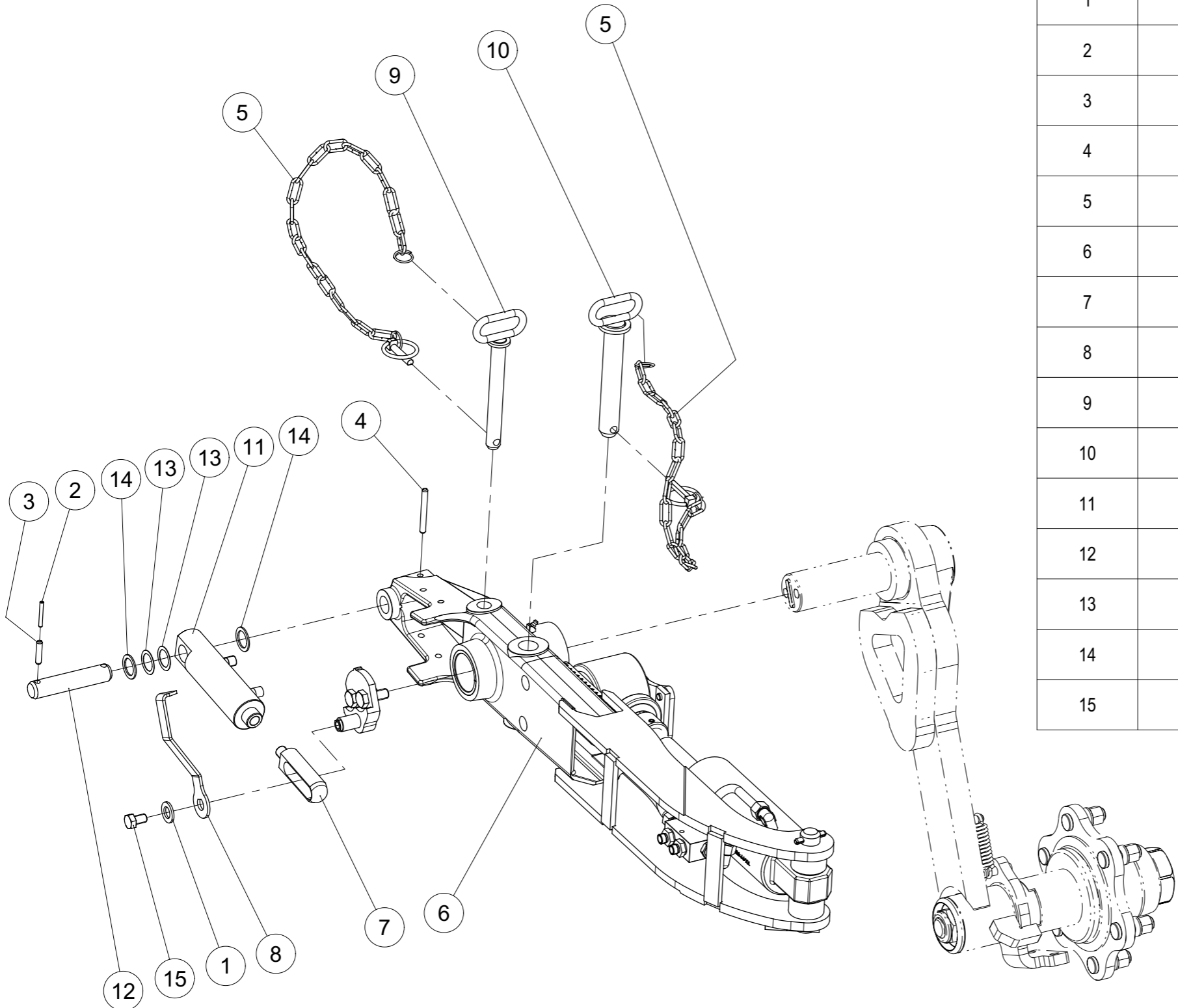
Roue de terrage PS30 hyd. monté
Depth wheel PS30 hyd. mounted



| Index | Quantite | Reference | Designation |
|-------|----------|--------------|---|
| 1 | 1 | 1 233 267 | Ecrou frein usine H M30, pas 2.00 ep. : 20 mm Nyloc nut H M30, thread 2.00, 20 mm thick. |
| 2 | 1 | 199 201 | Moyeu demontable 6 trous Removable hub 6 holes |
| 3 | 2 | 471D782.5 | Circlip 78x2.5 DIN471 Circlip 78x2.5 DIN471 |
| 4 | 1 | 6885DA8740 | Clavette Wedge |
| 5 | 1 | 7513.49.05 | Grattoir titulaire Scraper holder |
| 6 | 1 | 7513.49.08 | Bague d'espacement D85/55 x 21 Spacer ring D85/55 x 21 |
| 7 | 1 | 7513.49.10 | Tige Stalk |
| 8 | 1 | 7513.49.13 | Bague Special washer |
| 9 | 1 | 7513.49.39 | bouchon exentrique exentric stopper |
| 10 | 1 | 7518.20.03 | Ressort de traction Tension spring |
| 11 | 2 | 961D141535NA | Vis M14x1,5x35 - 10.9 Z Screw M14x1,5x35 - 10.9 Z |



Roue de terrage PS30 hyd. monté
Depth wheel PS30 hyd. mounted

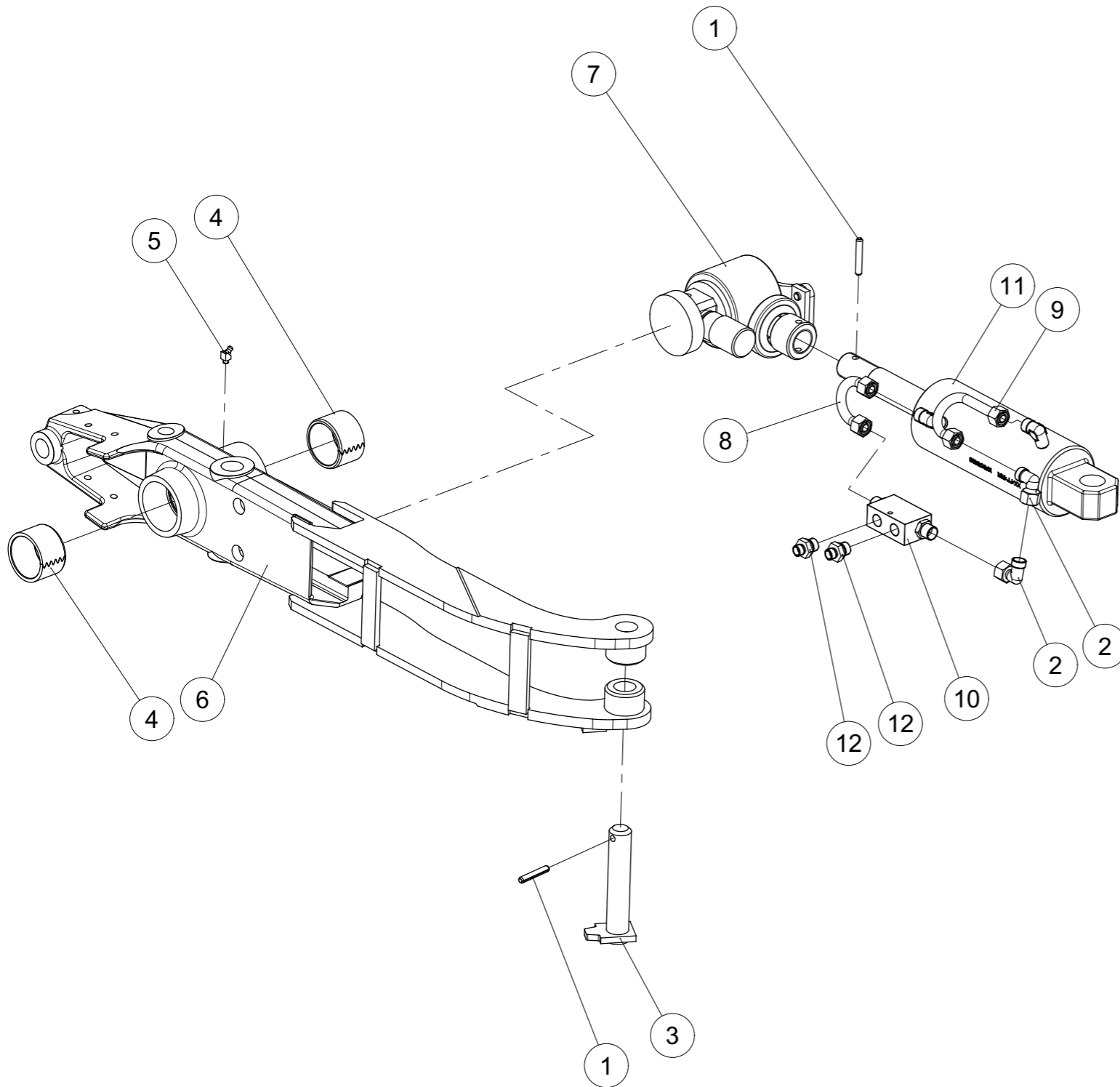


| Index | Quantite | Reference | Designation |
|-------|----------|-------------|---|
| 1 | 1 | 125DA17A | Rondelle A 17 ISO7089 Zinguée Washer A 17 ISO7089 Zinc. |
| 2 | 1 | 1481D540A | Goupille elastique 5 X 40 ISO8752 Z Spring Pin 5 X 40 ISO8752 Z |
| 3 | 1 | 1481D836 | Goupille elastique 8 X 36 ISO8752 Spring Pin 8 X 36 ISO8752 |
| 4 | 1 | 1481D870A | Goupille elastique 8 X 70 ISO8752 Z Spring Pin 8 X 70 ISO8752 Z |
| 5 | 2 | 6344.40.02 | Chaine de securité Safety chain |
| 6 | 1 | 7513.49.02 | Console pour hydr. réglage de la profondeur cpl. Console for hydr. depth adjustment cpl. |
| 7 | 1 | 7513.49.26 | Guidage Guide |
| 8 | 1 | 7513.49.40 | Aiguille Indicator |
| 9 | 1 | 7522.10.00 | Axe Axle |
| 10 | 1 | 7522.38.02 | Axe Axle |
| 11 | 1 | 8171.09.03 | Verin cpl. Cylinder cpl. |
| 12 | 1 | 8413.35.01 | Axe D25-107 Pin D25-107 |
| 13 | 2 | 988D25350.5 | Rondelle 25x 35x0,5 DIN988 Washer 25x 35x0,5 DIN988 |
| 14 | 2 | 988DS2535 | Rondelle S 25x 35 DIN988 Supporting washer S 25x 35 DIN988 |
| 15 | 1 | VI 41 02 | Vis H M12x 20 - 8.8 ZNBL Screw H M12x 20 - 8.8 ZNBL |



Console pour hydr. réglage de la profondeur cpl.

Console for hydr. depth adjustment cpl.



| Index | Quantite | Reference | Designation |
|-------|----------|------------|---|
| 1 | 2 | 1481D850A | Goupille elastique 8 X 50 ISO8752 Z Spring Pin 8 X 50 ISO8752 Z |
| 2 | 2 | 4716.52.11 | Raccord coude L-12 M18x1,5 Elbow coupling L-12 M18x1,5 |
| 3 | 1 | 4771.11.03 | Axe securité D28-133 Safety pin D28-133 |
| 4 | 2 | 4771.14.02 | Bagues acier Ø 65 x 55 x 40 Steel bushing Ø 65 x 55 x 40 |
| 5 | 1 | 71412DBS81 | Graisseur H2a-M 8x1 -45 Grease Nipple H2a-M 8x1 -45 |
| 6 | 1 | 7513.49.03 | Console pour hydr. réglage de la profondeur Console for hydr. depth adjustment |
| 7 | 1 | 7513.49.30 | Support de galet cpl. Roller support cpl. |
| 8 | 1 | 7526.25.01 | Tube hydraulique monté Hydraulic pipe mounted |
| 9 | 1 | 7526.26.01 | Tube hydraulique monté Hydraulic pipe mounted |
| 10 | 1 | 8154.24.02 | Limiteur Valve |
| 11 | 1 | 8168.06.01 | Cylindre 80/35/114 cpl. Cylinder 80/35/114 cpl. |
| 12 | 2 | 8172.08.13 | Raccord L M14x1,5 / G 3/8 Male Stud coupling L M14x1,5 / G 3/8 |

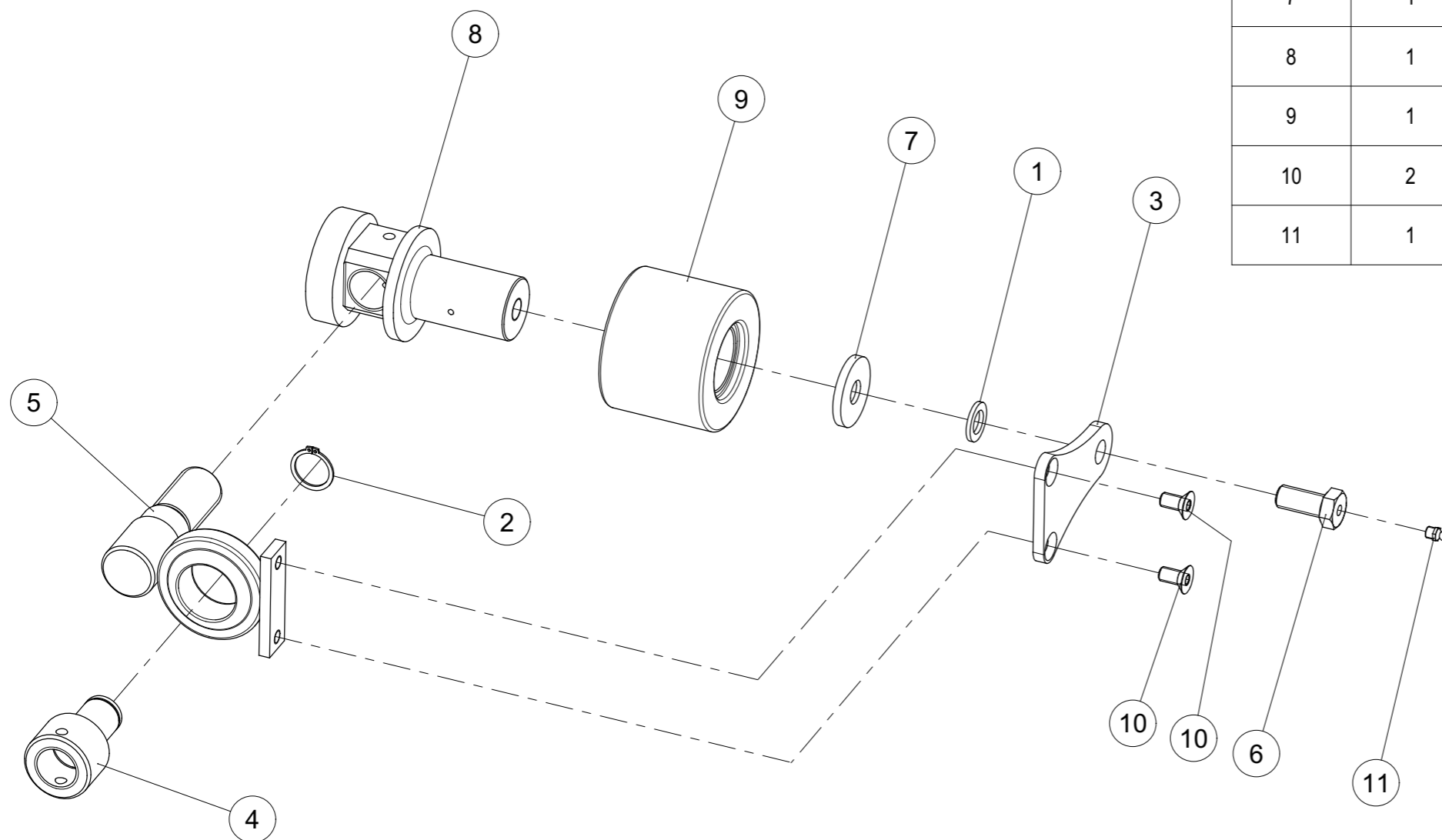


Support de galet cpl.

Roller support cpl.

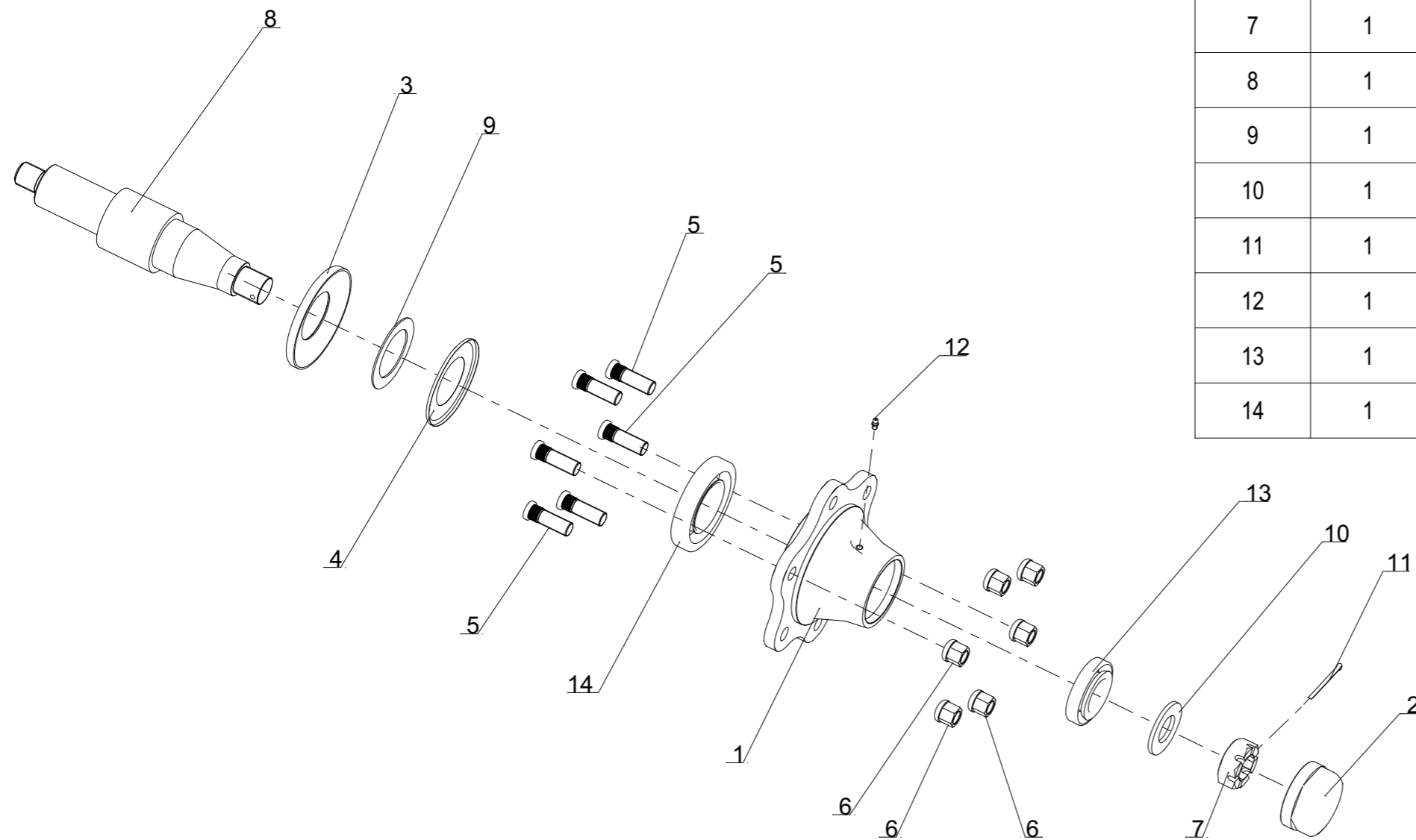


| Index | Quantite | Reference | Designation |
|-------|----------|------------|---|
| 1 | 1 | 1441D17A | Rondelle 17 DIN1441 Z Washer 17 DIN1441 Z |
| 2 | 1 | 471D281.5 | Circlip 28x1,5 DIN471 Circlip 28x1,5 DIN471 |
| 3 | 1 | 7513.49.31 | Plaque de retenue Holding plate |
| 4 | 1 | 7513.49.32 | Siège de bille Seat of ball |
| 5 | 1 | 7513.49.35 | Palier de guidage cpl. Guide bearing |
| 6 | 1 | 7513.49.49 | Vis de réglage Set screw |
| 7 | 1 | 7522.75.03 | Rondelle D17/50 Washer D17/50 |
| 8 | 1 | 7522.94.01 | Ecrou de manivelle Spindle guide |
| 9 | 1 | 7522.95.01 | Rôle Role |
| 10 | 2 | 7991D1020P | Vis M10x20 ISO 10642-8.8 Screw M10x20 ISO 10642-8.8 |
| 11 | 1 | VM 214 | Graisseur droit autotaraudant - M8, pas100 Grease nipple self-tapping- M8, thread100 |



Moyeu demontable 6 trous
Removable hub 6 holes

| Index | Quantité | Référence | Designation |
|-------|----------|-----------|---|
| 1 | 1 | 1 231 323 | Moyeu nu 6 trous essieu 706A |
| 2 | 1 | 1 231 324 | Chapeau moyeu D86 |
| 3 | 1 | 1 231 340 | Rondelle enveloppante 65x131 ep2 |
| 4 | 1 | 1 231 342 | Joint métallique 3O213 |
| 5 | 6 | 12 708 | Goujon de roue M18x150 Lg : 54 Fil.40 |
| 6 | 6 | 198 376 | Ecrou de goujon - M18, pas 1,50 Wheel nut - M18, thread 1.50 |
| 7 | 1 | 198 379 | Ecrou à creaux HK M36 |
| 8 | 1 | 199 201 A | Fusée pour moyeu 6 trous 199201 |
| 9 | 1 | M 612 010 | Rondelle moyeu 65x95 ep2 |
| 10 | 1 | VK 514 | Rondelle plate MU36 ZNBL Flat washer MU36 ZNBL |
| 11 | 1 | VL 411 | Goupille fendue V 5x60 Split pin V 5x60 |
| 12 | 1 | VM 211 | Graisser droit - M6, pas100 Grease nipple - M6, thread100 |
| 13 | 1 | VN 30 209 | Roulement à rouleaux conique Taper roller bearing |
| 14 | 1 | VN 30 213 | Roulement à rouleaux conique Taper roller bearing |



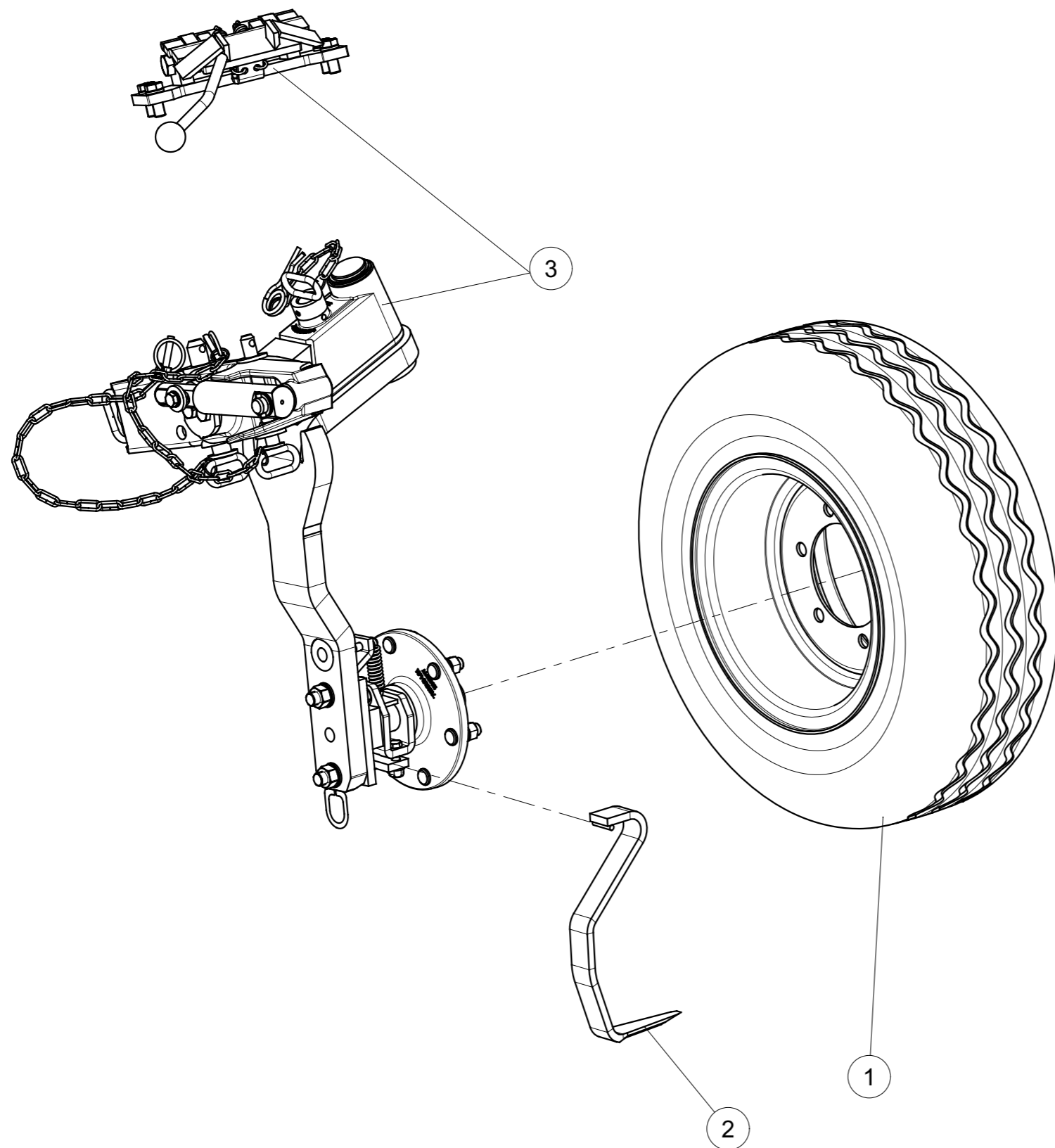


Roue combinée D30 pneu 10.0/75-15 kpl.

Combi wheel D30 tire 10.0/75-15 kpl.



| <i>Index</i> | <i>Quantite</i> | <i>Reference</i> | <i>Designation</i> |
|--------------|-----------------|------------------|---|
| 1 | 1 | 4356.36.01 | Roue 10.0/75-15.3 AW 10PR cpl. Wheel 10.0/75-15.3 AW 10PR cpl. |
| 2 | 1 | 7522.35.01 | Decrottoir roue 10.0/75-15.3 Scraper for wheel 10.0/75/15.3 |
| 3 | 1 | 7522.89.23 | Roue combinée D30 sans pneu Combiwheel D30 without tire |



7522.89.07 (1/1)

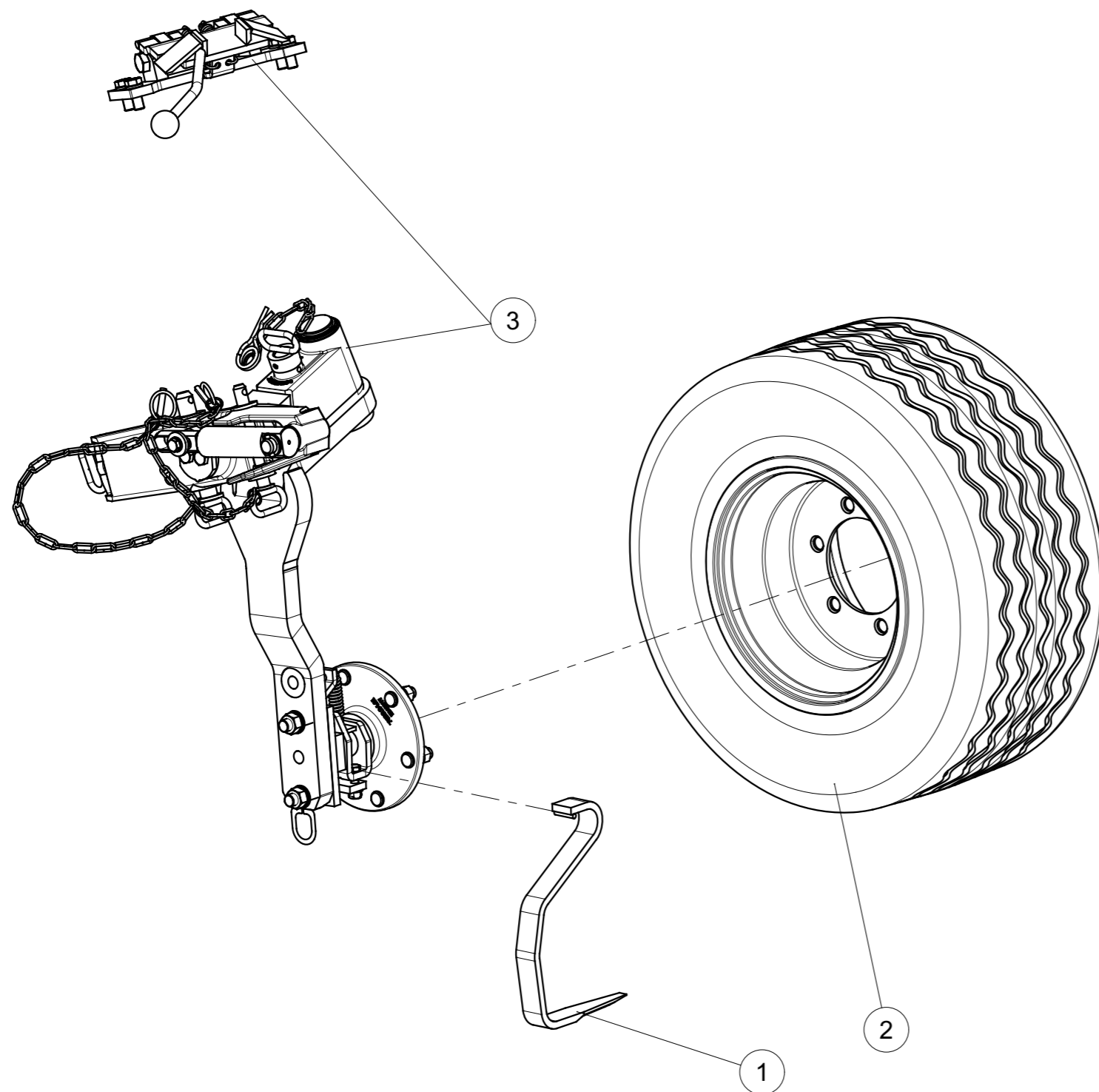


Roue combinée D30 13.0/55-16 cpl.

Combi wheel D30 13.0/55-16 cpl.



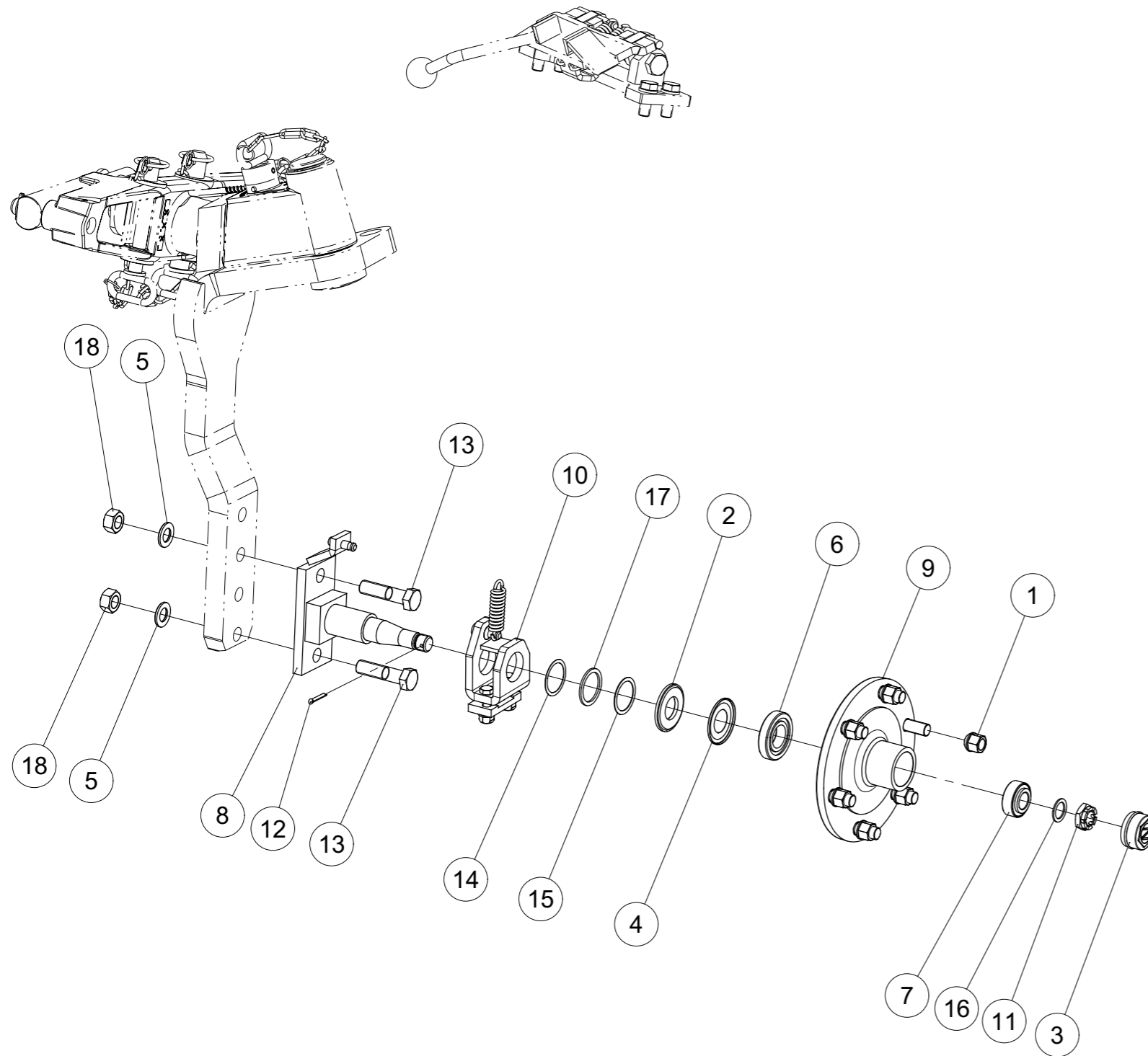
| <i>Index</i> | <i>Quantite</i> | <i>Reference</i> | <i>Designation</i> |
|--------------|-----------------|------------------|---|
| 1 | 1 | 7522.43.01 | Décrottoire pour roue 13.0/55-16 Scraper for wheel 13.0/55-16 |
| 2 | 1 | 7522.46.11 | Roue 340/55-16 AW TL 140 A8 6L ET 0 Wheel 340/55-16 AW TL 140 A8 6L ET 0 |
| 3 | 1 | 7522.89.23 | Roue combinée D30 sans pneu Combiwheel D30 without tire |



7522.89.08 (1/1)



Roue combinée D30 sans pneu
Combiwheel D30 without tire

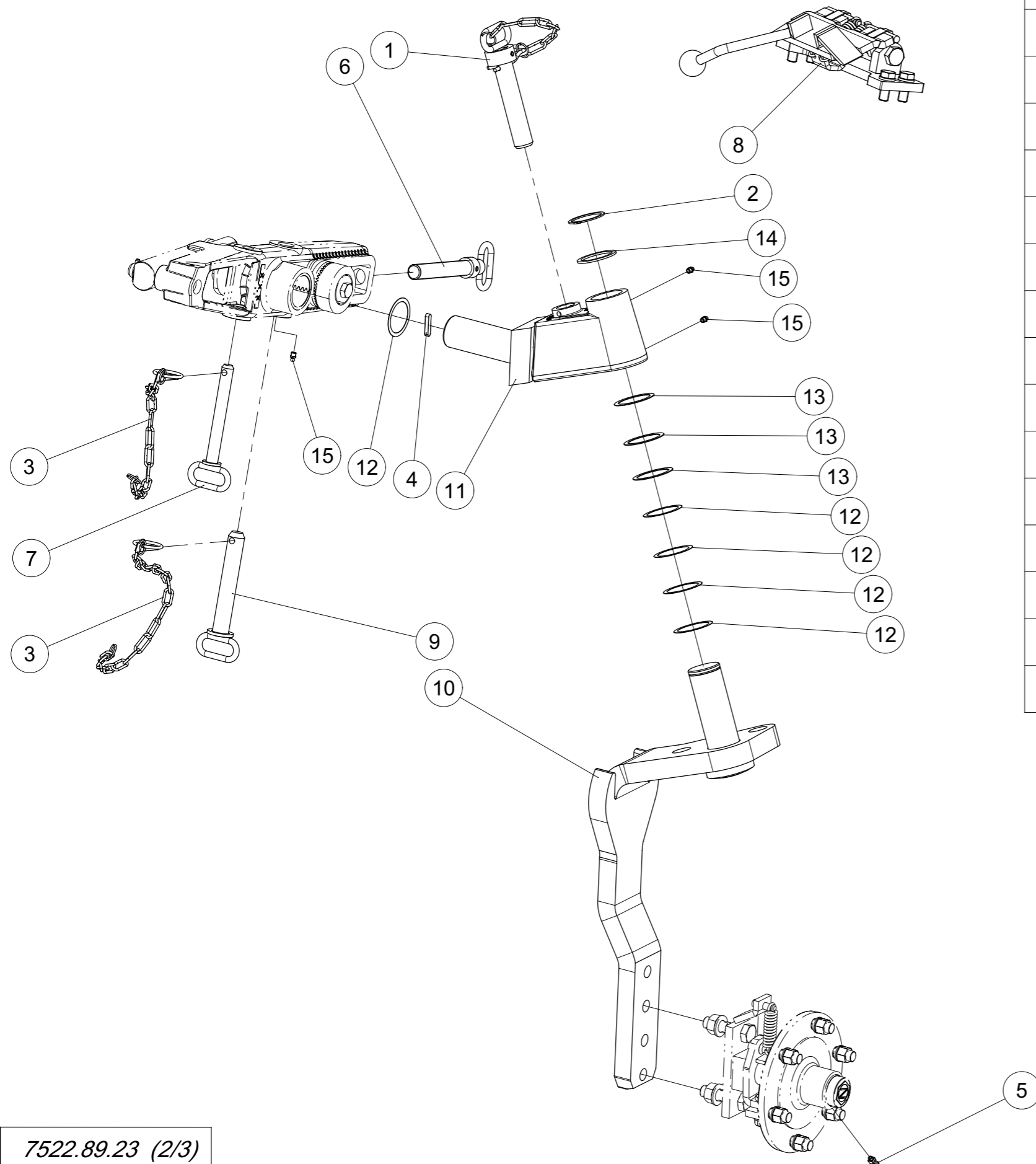


| Index | Quantite | Reference | Designation |
|-------|----------|--------------|---|
| 1 | 6 | 4349.34.02 | Ecrou de goujon M18x1.50 Wheel nut M18x1.50 |
| 2 | 1 | 6330.00.02 | Rondelle D35/73 Washer D35/73 |
| 3 | 1 | 6330.00.06 | Chapeau de roue Wheel cap |
| 4 | 1 | 6330.00.07 | Joint Nylor 30207 AV Nylor ring 30207 AV |
| 5 | 2 | 6916D21A | Rondelle 21 Z Washer 21 Z |
| 6 | 1 | 720D30207 | Roulement à rlx conique-720 30207 conical roller bearing-720 30207 |
| 7 | 1 | 720D33205 | Roulement à rlx conique-720 33205 conical roller bearing-720 33205 |
| 8 | 1 | 7522.18.04 | Axe de roue Wheel axle |
| 9 | 1 | 7522.34.11 | Moyeu 6trs Hub 6 holes |
| 10 | 1 | 7522.64.01 | Support decrottoir complet Scraper barcket complet |
| 11 | 1 | 937D2415P | Ecrou à creneaux M24x1,5 8.8 Castellated nut M24x1,5 - 8.8 |
| 12 | 1 | 94D532 | Goupille fendue 5x 32 cotter pin 5x 32 |
| 13 | 2 | 960D201580NA | Vis hex. M20x1.5x80 ZNBL Hex. Screw M20x1.5x80 ZNBL |
| 14 | 1 | 988D45550.5 | Rondelle 45x 55x0,5 DIN988 Washer 45x 55x0,5 DIN988 |
| 15 | 1 | 988D45561 | Rondelle 45x 56x1 DIN988 Washer 45x 56x1 DIN988 |
| 16 | 4 | 988DS2535A | Rondelle S 25x 35 DIN988 zinguée Supporting washer S 25x 35 DIN988 zinguee |
| 17 | 1 | 988DS4556 | Rondelle S 45x 56 DIN988 Supporting washer S 45x 56 DIN988 |
| 18 | 2 | VJ 639 | Ecrou HU M20 - 10 ZNBL - pas 150 Nut HU M20 - 10 ZNBL - thread 150 |



Roue combinée D30 sans pneu

Combiwheel D30 without tire

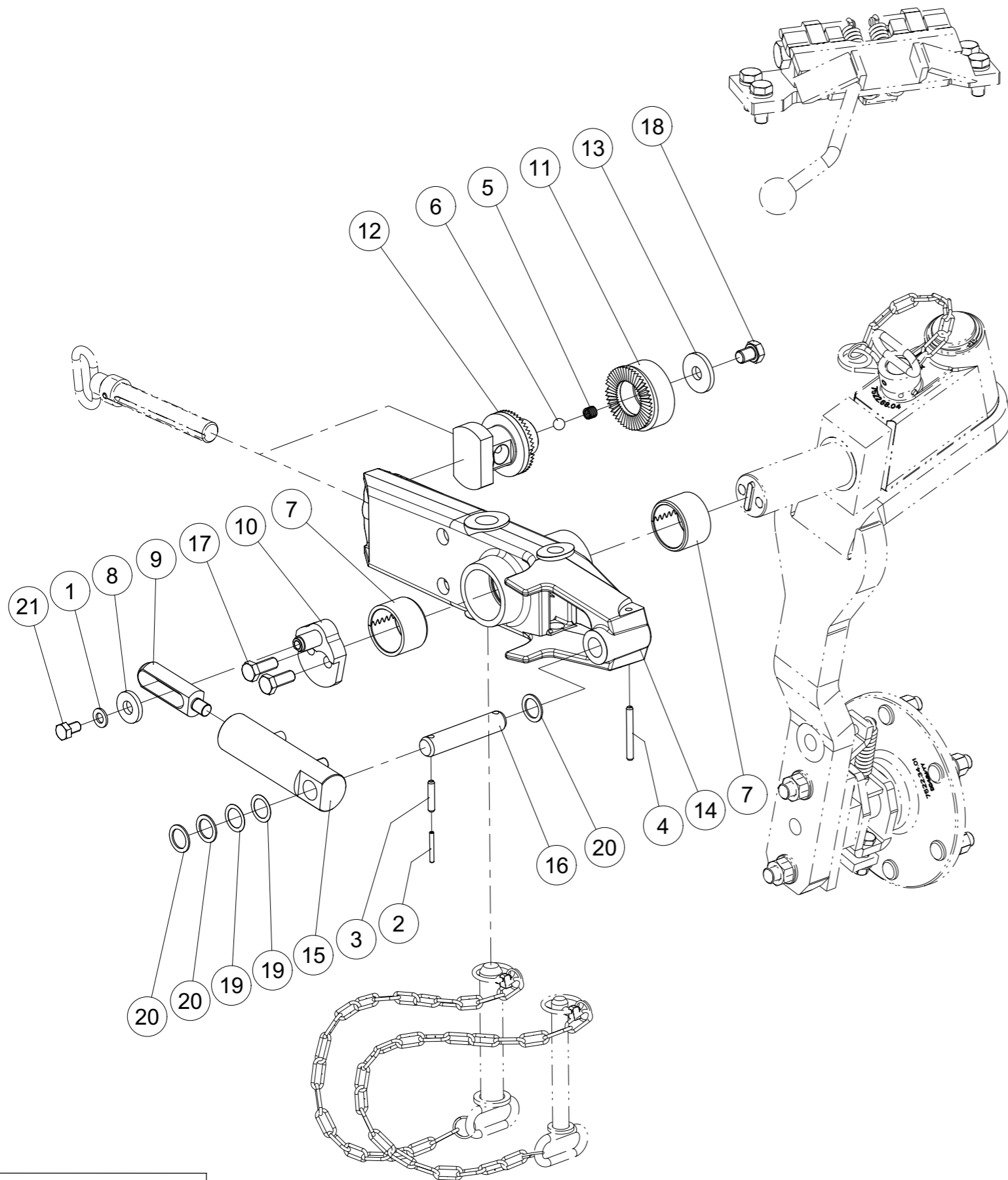


| Index | Quantite | Reference | Designation |
|-------|----------|-------------|---|
| 1 | 1 | 1000.02.01 | Axe complet Axle complet |
| 2 | 1 | 471D552 | Circlips 55x2 DIN471 Circlip 55x2 DIN471 |
| 3 | 2 | 6344.40.02 | Chaine de securité Safety chain |
| 4 | 1 | 6885DA8740 | Clavette Wedge |
| 5 | 1 | 71412DB81 | Graisseur H2-M 8x1 - 45 Grease Nipple H2-M 8x1 - 45 |
| 6 | 1 | 7522.07.00 | Manivelle Spindle |
| 7 | 1 | 7522.10.00 | Axe Axle |
| 8 | 1 | 7522.25.00 | Verrouillage Mediane Transport Lock |
| 9 | 1 | 7522.38.02 | Axe Axle |
| 10 | 1 | 7522.65.01 | Montant roue Wheel stalk |
| 11 | 1 | 7522.88.01 | Axe Shaft |
| 12 | 5 | 988D55680.5 | Rondelle 55x 68x0,5 DIN988 Washer 55x 68x0,5 DIN988 |
| 13 | 3 | 988D56701 | Rondelle 56x 70x1 DIN988 Washer 56x 70x1 DIN988 |
| 14 | 1 | 988DS5568 | Rondelle S 55x 68 DIN988 Supporting washer S 55x 68 DIN988 |
| 15 | 3 | VM 214 | Graisseur droit - M8, pas100 Grease nipple - M8, thread100 |



Roue combinée D30 sans pneu

Combiwheel D30 without tire



| Index | Quantite | Reference | Designation |
|-------|----------|--------------|---|
| 1 | 1 | 125DA13A | Rondelle A 13 ISO7089 ZNBL Washer A 13 ISO7089 Zinc. |
| 2 | 1 | 1481D540A | Goupille elastique 5 X 40 ISO8752 Z Spring Pin 5 X 40 ISO8752 Z |
| 3 | 1 | 1481D840A | Goupille elastique 8 X 40 ISO8752 Z Spring Pin 8 X 40 ISO8752 Z |
| 4 | 1 | 1481D870A | Goupille elastique 8 X 70 ISO8752 Z Spring Pin 8 X 70 ISO8752 Z |
| 5 | 1 | 4716.12.00 | Ressort de compression Compression Spring |
| 6 | 1 | 4716.36.00 | Bille Ball |
| 7 | 2 | 4771.14.02 | Bagues acier Ø 65 x 55 x 40 Steel bushing Ø 65 x 55 x 40 |
| 8 | 1 | 7349D17A | Rondelle 17 DIN7349 Z Washer 17 DIN7349 Z |
| 9 | 1 | 7513.49.26 | Guidage Guide |
| 10 | 1 | 7513.49.39 | bouchon excentrique exentric stopper |
| 11 | 1 | 7522.06.00 | Excentrique Excentric |
| 12 | 1 | 7522.28.00 | Ecrou de manivelle Spindle guide |
| 13 | 1 | 7522.63.09 | Rondelle Washer |
| 14 | 1 | 7522.67.01 | Console Console |
| 15 | 1 | 8171.09.03 | Verin cpl. Cylinder cpl. |
| 16 | 1 | 8413.35.01 | Axe D25-107 Pin D25-107 |
| 17 | 2 | 961D141535NA | Vis M14x1,5x35 - 10.9 Z Screw M14x1,5x35 - 10.9 Z |
| 18 | 1 | 961D161520PA | Vis M16X1,5x20 - 8.8 Z Screw M16X1,5x20 - 8.8 Z |
| 19 | 2 | 988D25350.5A | Rondelle 25x 35x0,5 DIN988 Z Washer 25x 35x0,5 DIN988 Z |
| 20 | 4 | 988DS2535A | Rondelle S 25x 35 DIN988 zingüée Supporting washer S 25x 35 DIN988 zinguee |
| 21 | 1 | VI 41 02 | Vis H M12x 20 - 8.8 ZNBL Screw H M12x 20 - 8.8 ZNBL |

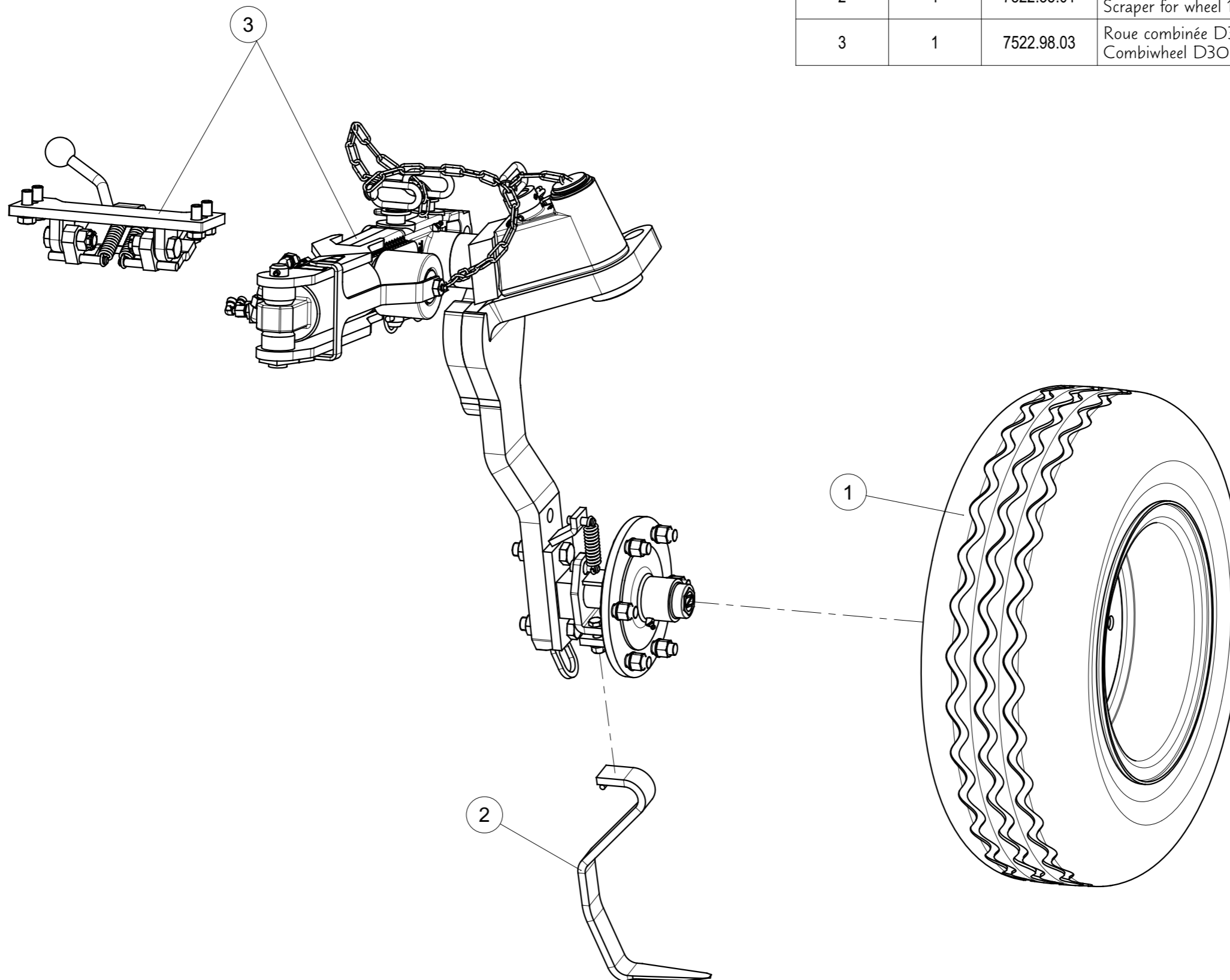



Roue combinée D30, 10.0/75-15 avec réglage hydr.profondeur

Combi wheel D30, 10.0/75-15 with hydr. depth-adjust



| Index | Quantite | Reference | Designation |
|-------|----------|------------|---|
| 1 | 1 | 4356.36.01 | Roue 10.0/75-15.3 AW 10PR cpl. Wheel 10.0/75-15.3 AW 10PR cpl. |
| 2 | 1 | 7522.35.01 | Decrottoir roue 10.0/75-15.3 Scraper for wheel 10.0/75/15.3 |
| 3 | 1 | 7522.98.03 | Roue combinée D30 sans pneu Combiwheel D30 without tire |

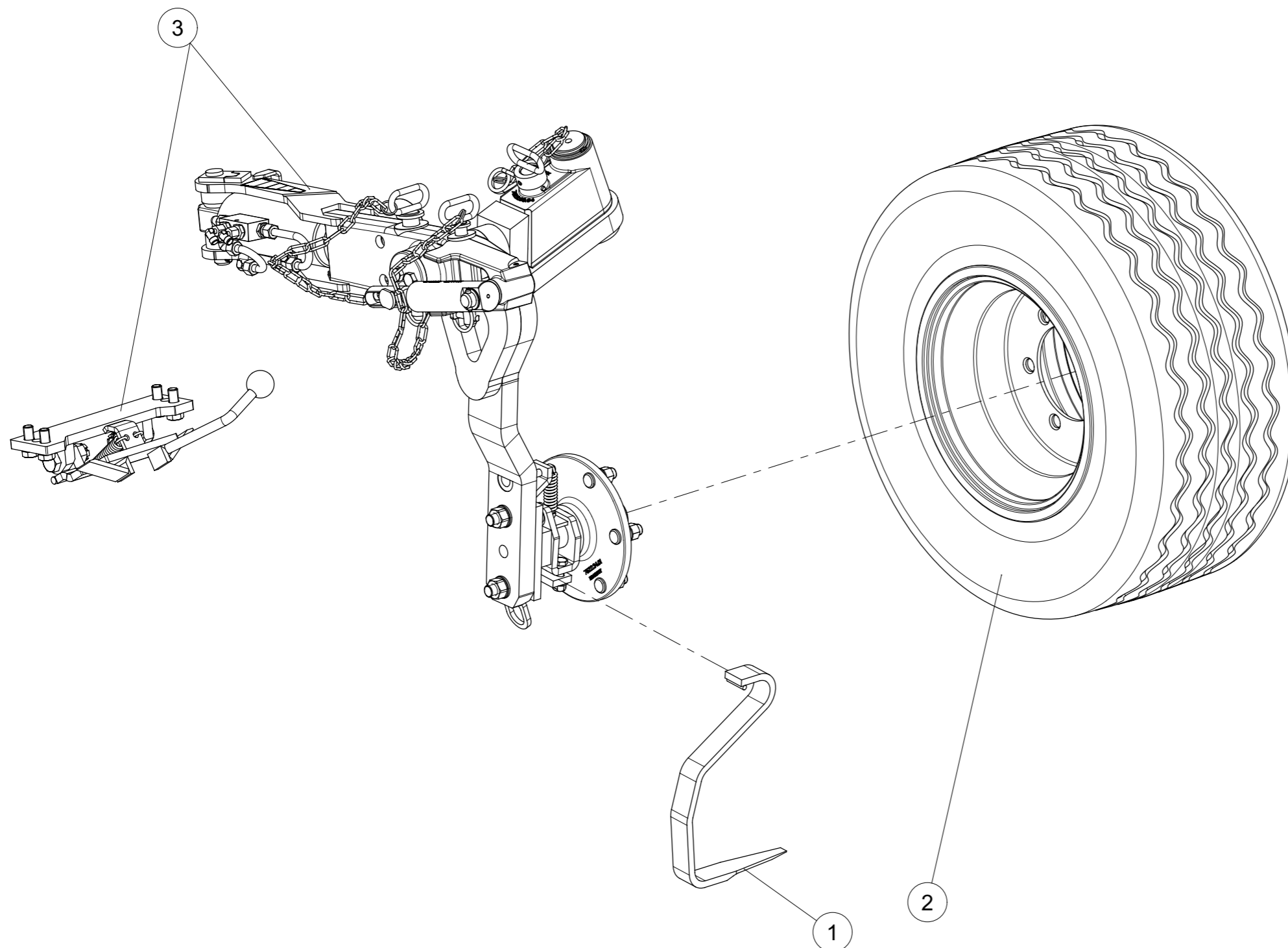




Roue combinée D30, 13.0/55-16 avec réglage hydr.profondeur
Combi wheel D30, 13.0/55-16 with hydr. depth-adjust.

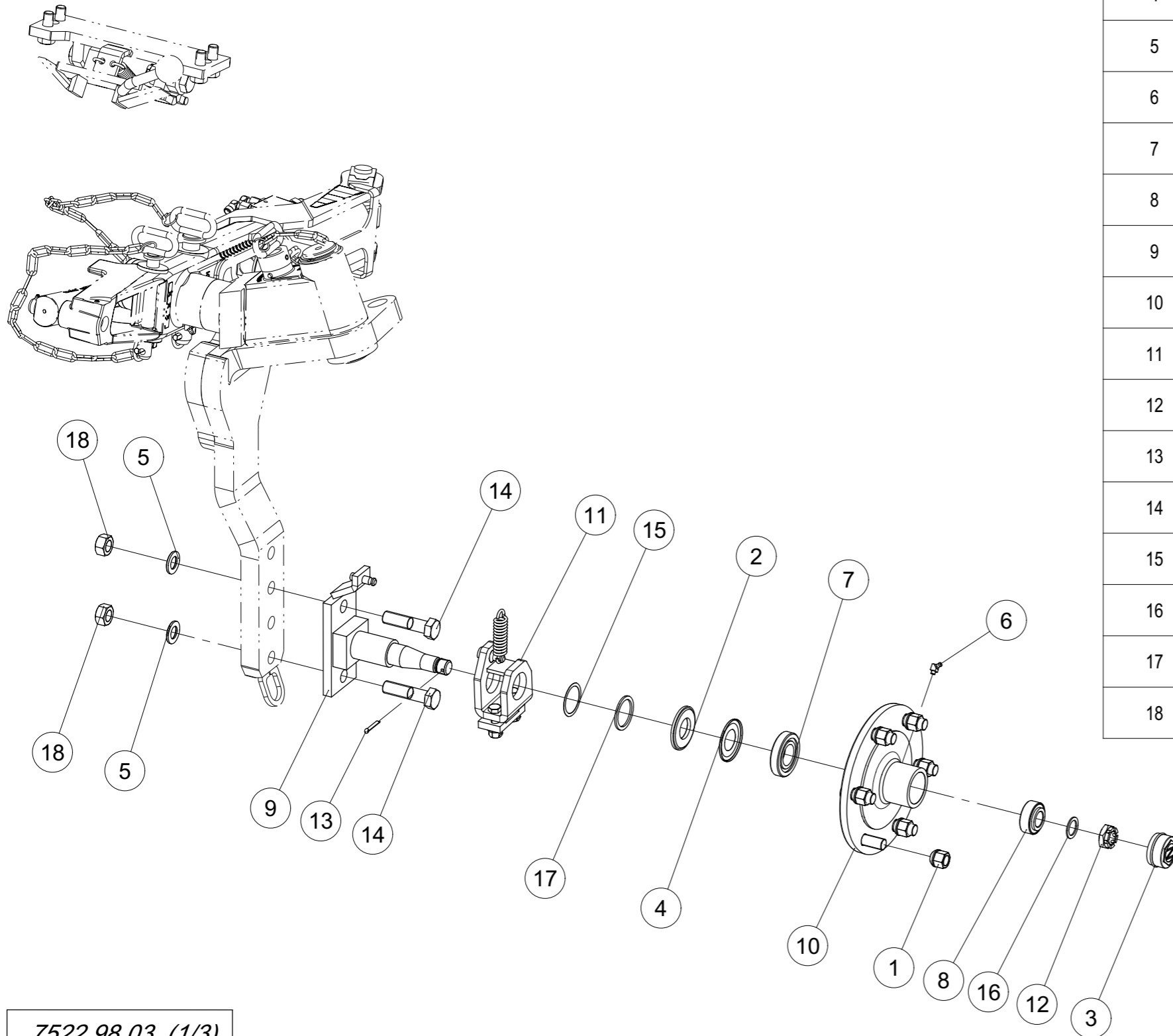



| Index | Quantite | Reference | Designation |
|-------|----------|------------|---|
| 1 | 1 | 7522.43.01 | Décrottoire pour roue 13.0/55-16 Scrapper for wheel 13.0/55-16 |
| 2 | 1 | 7522.46.11 | Roue 340/55-16 AW TL 140 A8 6L ET O Wheel 340/55-16 AW TL 140 A8 6L ET O |
| 3 | 1 | 7522.98.03 | Roue combinée D30 sans pneu Combiwheel D30 without tire |



7522.98.08 (1/1)

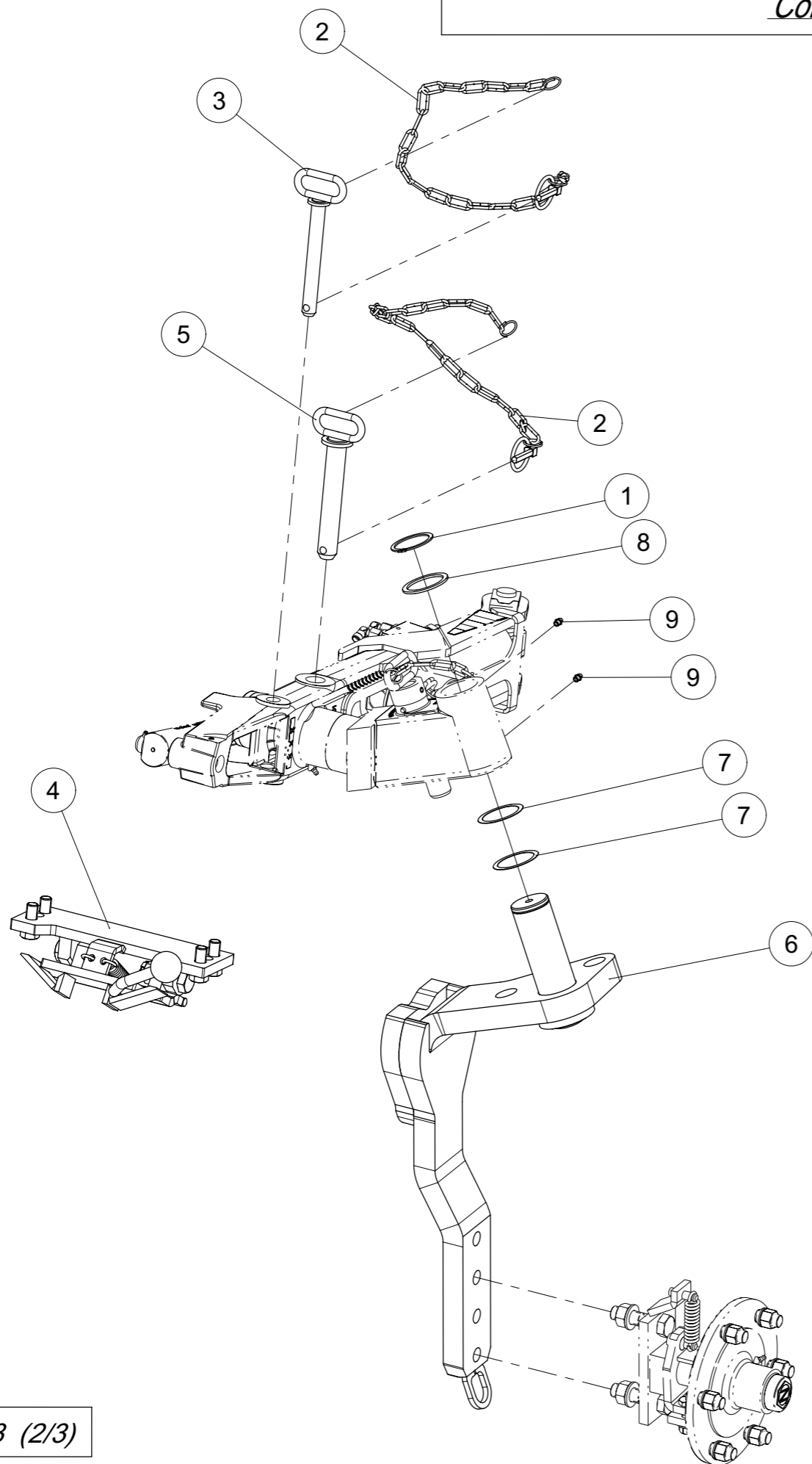

Roue combinée D30 sans pneu
Combiwheel D30 without tire




| Index | Quantite | Reference | Designation |
|-------|----------|--------------|---|
| 1 | 6 | 4349.34.02 | Ecrou de goujon M18x1.50 Wheel nut M18x1.50 |
| 2 | 1 | 6330.00.02 | Rondelle D35/73 Washer D35/73 |
| 3 | 1 | 6330.00.06 | Chapeau de roue Wheel cap |
| 4 | 1 | 6330.00.07 | Joint Nylos 30207 AV Nilos ring 30207 AV |
| 5 | 2 | 6916D21A | Rondelle 21 Z Washer 21 Z |
| 6 | 1 | 71412DB81 | Graisseur H2-M 8x1 - 45 Grease Nipple H2-M 8x1 - 45 |
| 7 | 1 | 720D30207 | Roulement à rlx conique-720 30207 conical roller bearing-720 30207 |
| 8 | 1 | 720D33205 | Roulement à rlx conique-720 33205 conical roller bearing-720 33205 |
| 9 | 1 | 7522.18.04 | Axe de roue Wheel axle |
| 10 | 1 | 7522.34.11 | Moyeu 6trs Hub 6 holes |
| 11 | 1 | 7522.64.01 | Support decrottoir complet Scraper barcket complet |
| 12 | 1 | 937D2415P | Ecrou à creneaux M24x1,5 8.8 Castellated nut M24x1,5 - 8.8 |
| 13 | 1 | 94D532 | Goupille fendue 5x 32 cotter pin 5x 32 |
| 14 | 2 | 960D201580NA | Vis hex. M20x1.5x80 ZNBL 10.9 Hex. Screw M20x1.5x80 ZNBL 10.9 |
| 15 | 1 | 988D45550.5 | Rondelle 45x 55x0,5 DIN988 Washer 45x 55x0,5 DIN988 |
| 16 | 3 | 988DS2535 | Rondelle S 25x 35 DIN988 Supporting washer S 25x 35 DIN988 |
| 17 | 1 | 988DS4556 | Rondelle S 45x 56 DIN988 Supporting washer S 45x 56 DIN988 |
| 18 | 2 | VJ 639 | Ecrou HU M20 - 10 ZNBL - pas 150 Nut HU M20 - 10 ZNBL - thread 150 |

Roue combinée D30 sans pneu

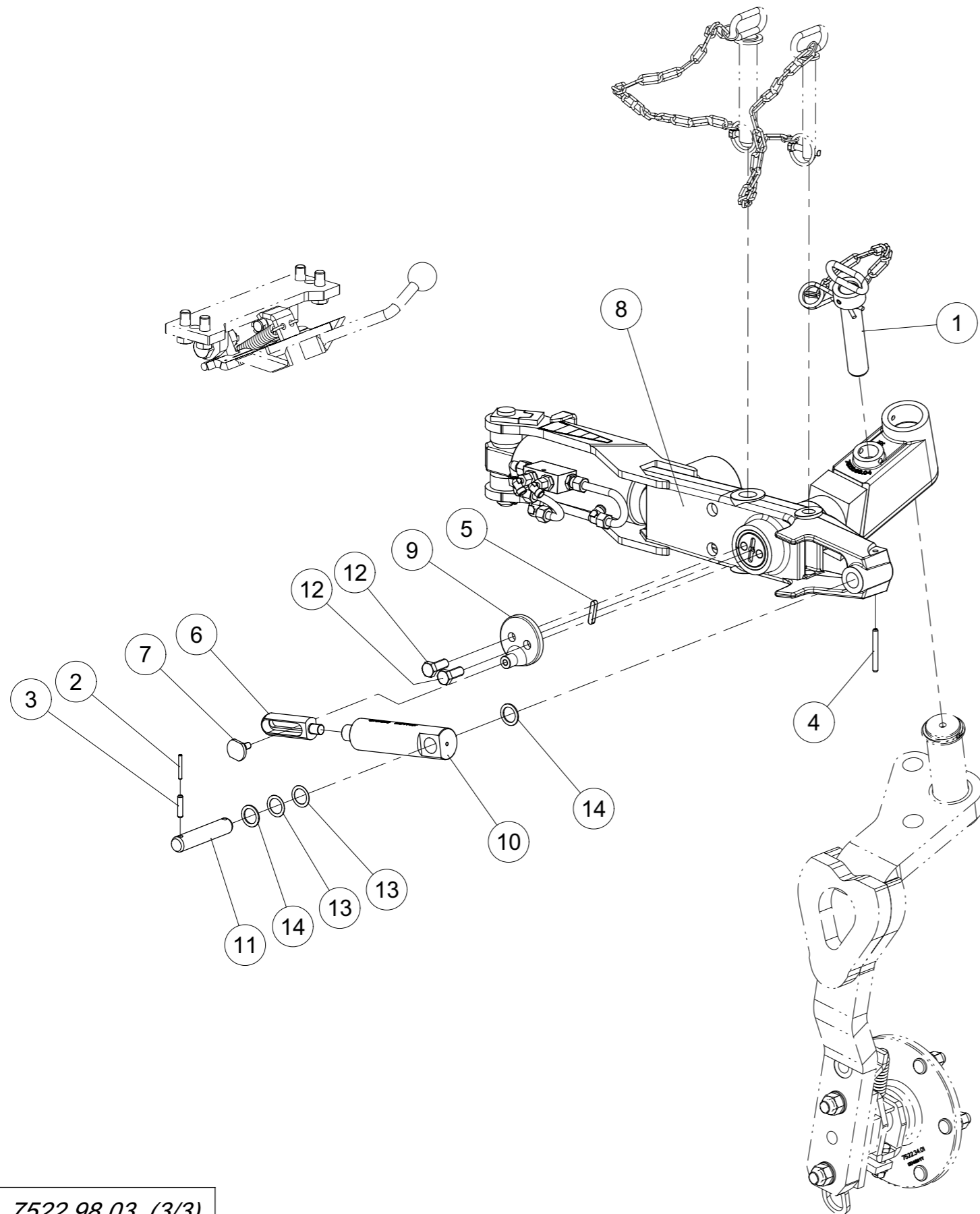
Combiwheel D30 without tire



| Index | Quantite | Reference | Designation |
|-------|----------|-------------|--|
| 1 | 1 | 471D552 | Circlip 55x2 DIN471 Circlip 55x2 DIN471 |
| 2 | 2 | 6344.40.02 | Chaine de securité Safety chain |
| 3 | 1 | 7522.10.00 | Axe Axle |
| 4 | 1 | 7522.25.00 | Verrouillage Mediane Transport Lock |
| 5 | 1 | 7522.38.02 | Axe Axle |
| 6 | 1 | 7526.24.01 | Tige Stalk |
| 7 | 2 | 988D55680.5 | Rondelle 55x 68x0,5 DIN988 Washer 55x 68x0,5 DIN988 |
| 8 | 1 | 988DS5568 | Rondelle S 55x 68 DIN988 Supporting washer S 55x 68 DIN988 |
| 9 | 2 | VM 214 | Graisseur droit autotarudant - M8, pas100 Grease nipple self-tapping- M8, thread100 |



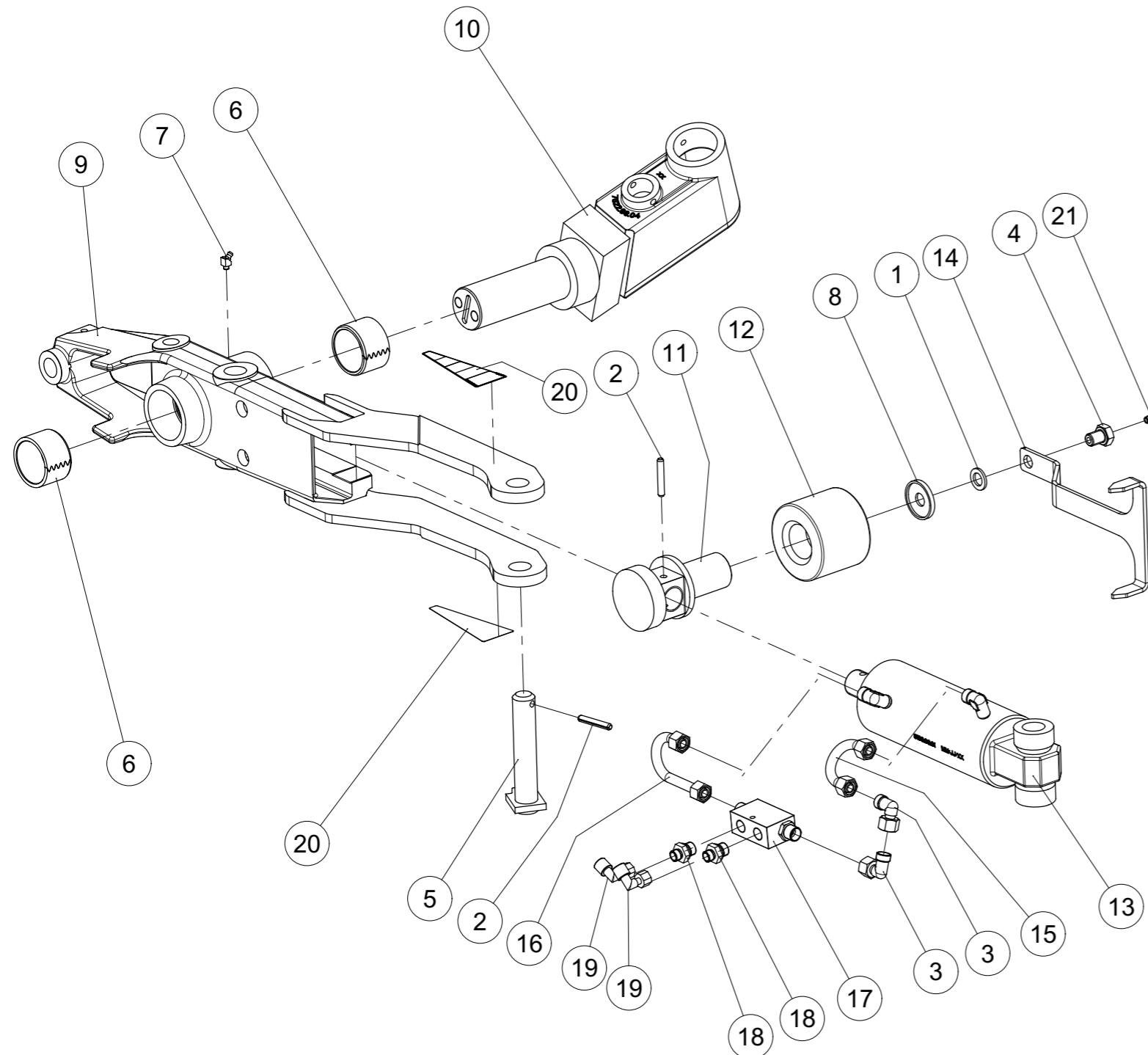
Roue combinée D30 sans pneu
Combiwheel D30 without tire




| Index | Quantite | Reference | Designation |
|-------|----------|--------------|--|
| 1 | 1 | 1000.02.01 | Axe complet Axle complet |
| 2 | 1 | 1481D540A | Goupille elastique 5 X 40 ISO8752 Z Spring Pin 5 X 40 ISO8752 Z |
| 3 | 1 | 1481D836 | Goupille elastique 8 X 36 ISO8752 Spring Pin 8 X 36 ISO8752 |
| 4 | 1 | 1481D870A | Goupille elastique 8 X 70 ISO8752 Z Spring Pin 8 X 70 ISO8752 Z |
| 5 | 1 | 6885DA8740 | Clavette Wedge |
| 6 | 1 | 7522.79.01 | Guidage Guide |
| 7 | 1 | 7522.82.01 | Pivot Shaft |
| 8 | 1 | 7522.96.01 | Réglage hydraulique de la profondeur Hydraulic depth adjustment |
| 9 | 1 | 7526.03.01 | Rondelle Washer |
| 10 | 1 | 8171.09.03 | Verin cpl. Cylinder cpl. |
| 11 | 1 | 8413.35.01 | Axe D25-107 Pin D25-107 |
| 12 | 2 | 961D141535NA | Vis M14x1,5x35 - 10.9 Z Screw M14x1,5x35 - 10.9 Z |
| 13 | 2 | 988D25350.5 | Rondelle 25x 35x0,5 DIN988 Washer 25x 35x0,5 DIN988 |
| 14 | 3 | 988DS2535 | Rondelle S 25x 35 DIN988 Supporting washer S 25x 35 DIN988 |



Réglage hydraulique de la profondeur
Hydraulic depth adjustment

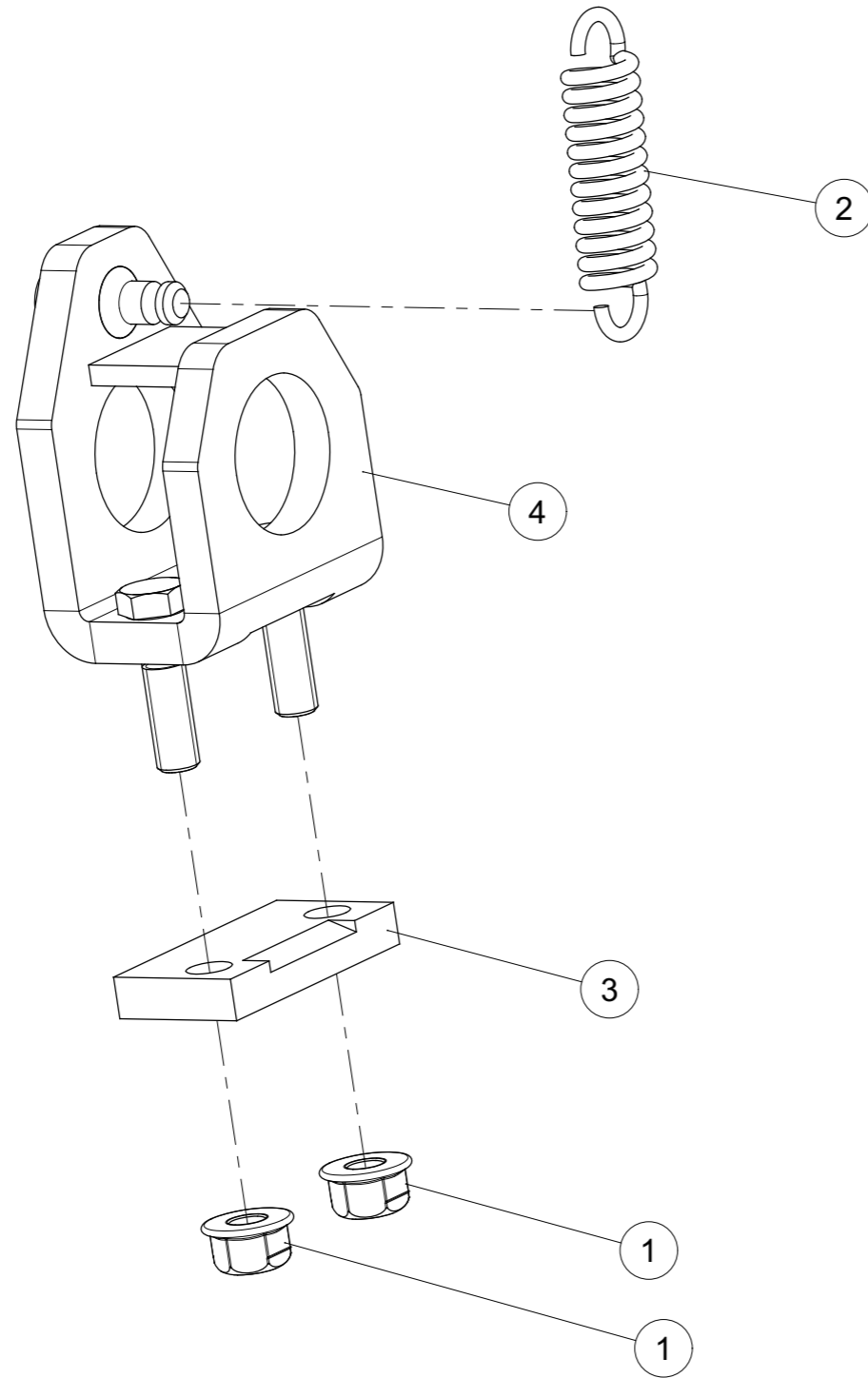


| Index | Quantite | Reference | Designation |
|-------|----------|------------|---|
| 1 | 1 | 1441D17A | Rondelle 17 DIN1441 Z Washer 17 DIN1441 Z |
| 2 | 2 | 1481D850 | Goupille elastique 8 X 50 ISO8752 Spring Pin 8 X 50 ISO8752 |
| 3 | 2 | 4716.52.11 | Raccord coude L-12 M18x1,5 Elbow coupling L-12 M18x1,5 |
| 4 | 1 | 4754.07.32 | Réglage Vis Adjusting screw |
| 5 | 1 | 4771.11.03 | Axe securité D28-133 Safety pin D28-133 |
| 6 | 2 | 4771.14.02 | Bagues acier Ø 65 x 55 x 40 Steel bushing Ø 65 x 55 x 40 |
| 7 | 1 | 71412DBS81 | Graisseur H2a-M 8x1 -45 Grease Nipple H2a-M 8x1 -45 |
| 8 | 1 | 7522.75.03 | Rondelle D17/50 Washer D17/50 |
| 9 | 1 | 7522.78.01 | Console Console |
| 10 | 1 | 7522.93.01 | Axe Bracket |
| 11 | 1 | 7522.94.01 | Ecrou de manivelle Spindle guide |
| 12 | 1 | 7522.95.01 | Rôle Role |
| 13 | 1 | 7522.96.02 | Vérin 80/35/114 Cylinder 80/35/114 |
| 14 | 1 | 7522.97.01 | réglette scale |
| 15 | 1 | 7526.25.01 | Tube hydraulique monté Hydraulic pipe mounted |
| 16 | 1 | 7526.26.01 | Tube hydraulique monté Hydraulic pipe mounted |
| 17 | 1 | 8154.24.02 | Limiteur Valve |
| 18 | 2 | 8172.08.13 | Raccord L M14x1,5 / G 3/8 Male Stud coupling L M14x1,5 / G 3/8 |
| 19 | 2 | 9004.17.08 | Raccord coude L-8 M14x1,5 Elbow coupling L-8 M14x1,5 |
| 20 | 2 | 9998.02.96 | Réglage de Autocollant échelle Combi Roue Sticker adjustment Combi Wheel scale |
| 21 | 1 | VM 214 | Graisseur droit - M8, pas100 Grease nipple - M8, thread100 |



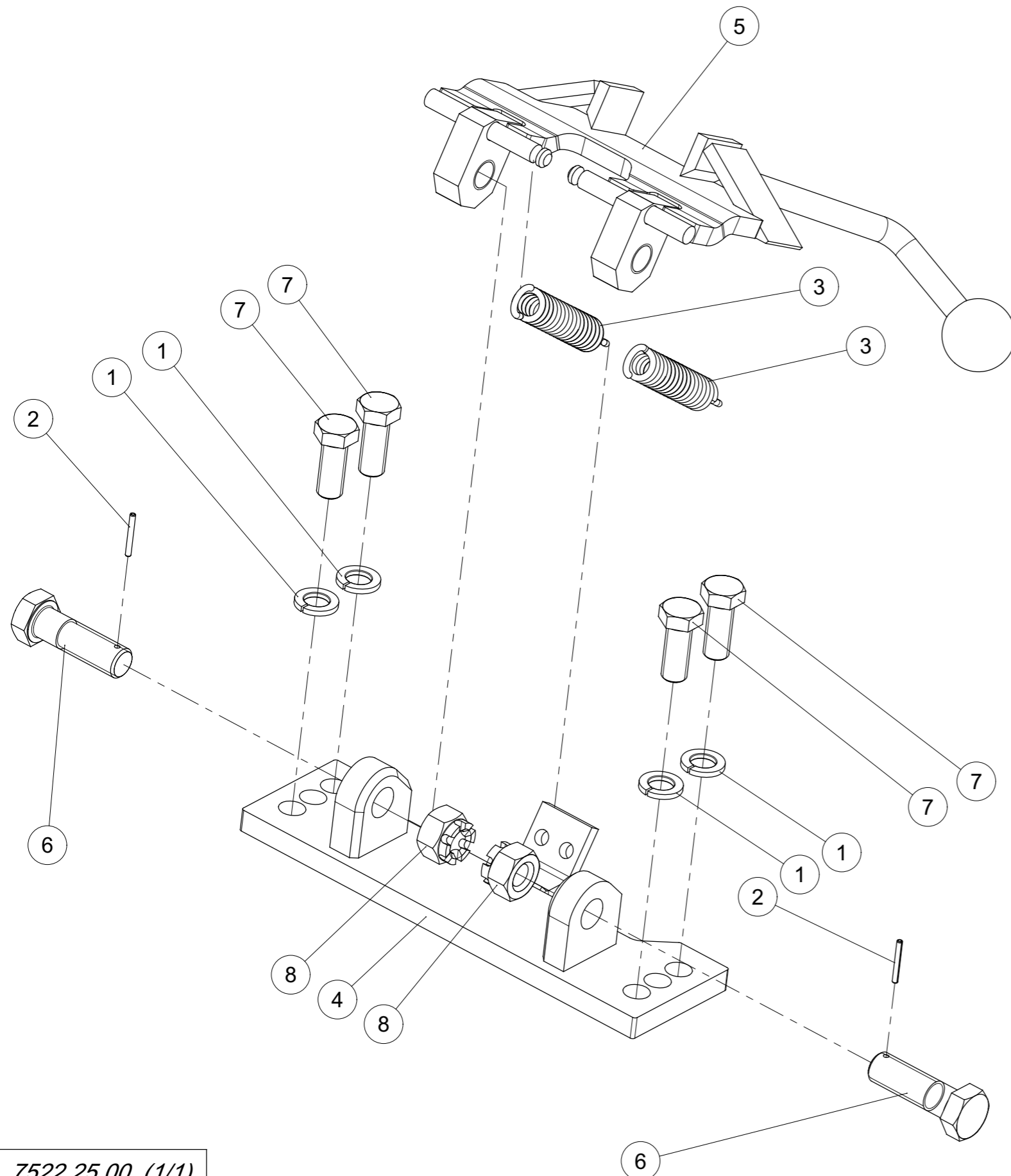
Support decrottoir complet
Scraper barcket complet

| Index | Quantite | Reference | Designation |
|-------|----------|---------------|---|
| 1 | 2 | 6927 DV 12 NA | Ecrou HEFR M12 emb. S.Lock Cl.10 HEFR M12 Flg nut Gr.10 ZNBL |
| 2 | 1 | 7518.20.03 | Ressort de traction Tension spring |
| 3 | 1 | 7522.27.04 | Platine serrage decrottoir Clamp |
| 4 | 1 | 7522.64.04 | Support ressort-decrottoir Support spring-scraper |





Verrouillage Mediane
Transport Lock

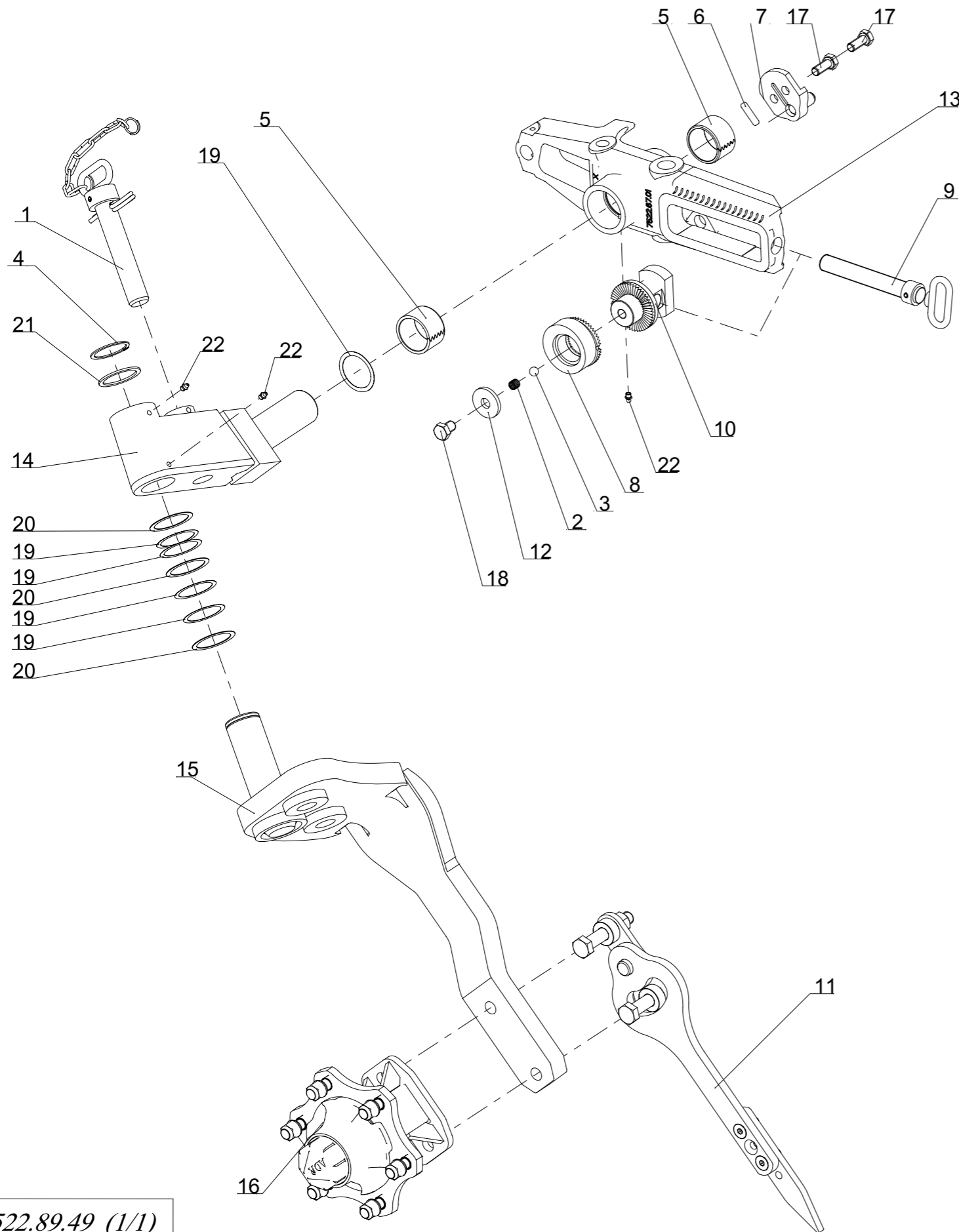


| Index | Quantite | Reference | Designation |
|-------|----------|-------------|--|
| 1 | 4 | 127DB16A | Rondelle grower B 16 DIN127 Zinguée Sping washer B 16 DIN127 Zinc |
| 2 | 2 | 1481D3.530A | Goupille elastique 3,5 X 30 ISO8752 Z Spring Pin 3,5 X 30 ISO8752 Z |
| 3 | 2 | 7521.10.00 | Ressort CF-184 Tension spring CF-184 |
| 4 | 1 | 7522.15.06 | Support de verrou Bracket |
| 5 | 1 | 7522.24.00 | Verrouillage Blocking |
| 6 | 2 | 7522.25.01 | Vis M20x65 Screw M20x65 |
| 7 | 4 | 933D1635PA | Vis H M16x35 ISO4017-8.8 ZNBL Hex. Screw M16x35 ISO4017-8.8 Zinc |
| 8 | 2 | 935D20PA | Ecrou HK 20 8.8 Zingué Castellated nut HK 20 8.8 Zinc |

7522.25.00 (1/1)



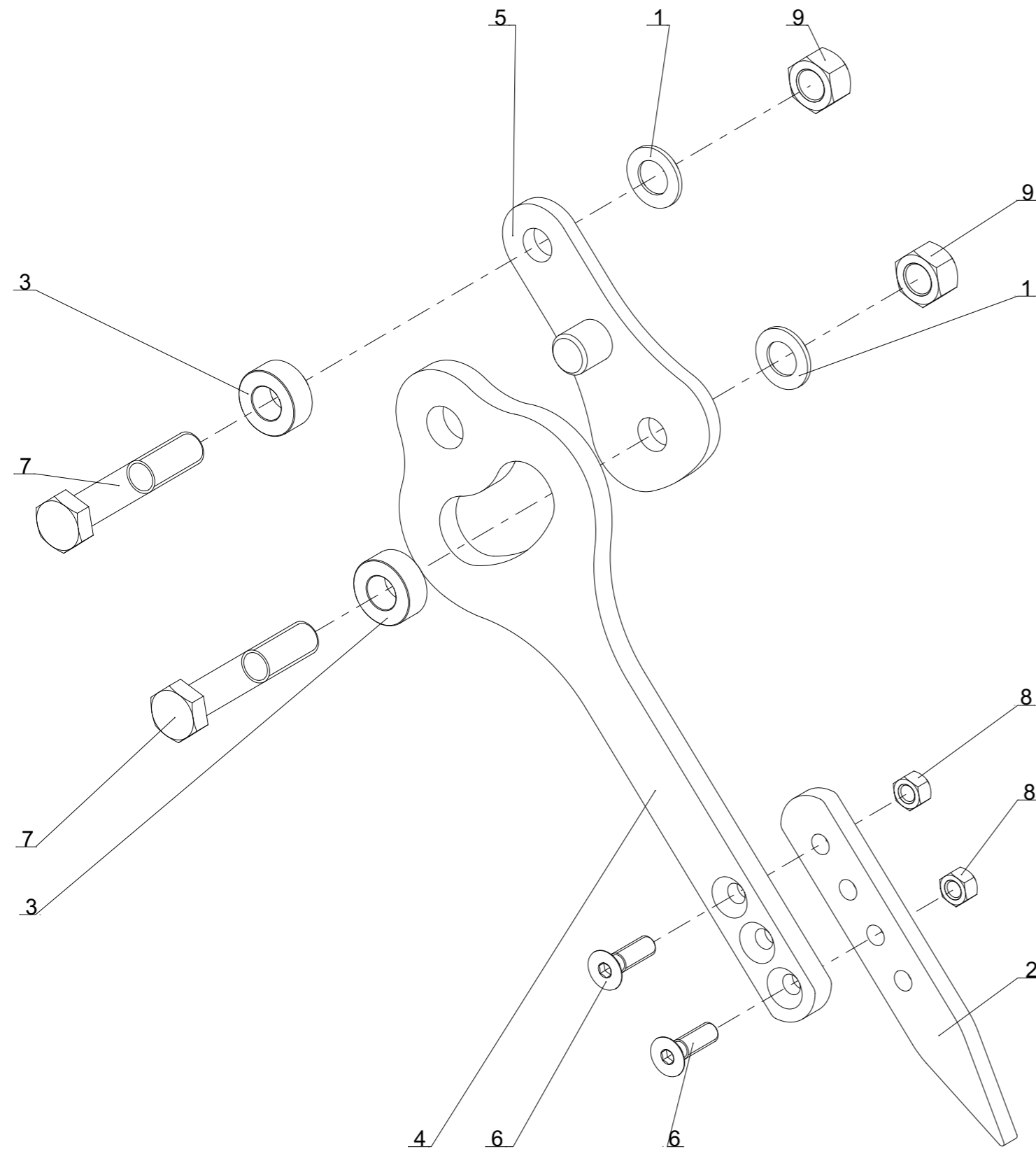
Roue combinée
Combi wheel complete



| Index | Quantité | Référence | Designation |
|-------|----------|--------------|---|
| 1 | 1 | 1000.02.12 | Broche D32, monté |
| 2 | 1 | 4716.12.00 | Ressort de compression Compression Spring |
| 3 | 1 | 4716.36.00 | Bille Ball |
| 4 | 1 | 471D552 | Circlips 55x2 DIN471 Circlip 55x2 DIN471 |
| 5 | 2 | 4771.14.02 | Bagues acier Ø 65 x 55 x 40 Steel bushing Ø 65 x 55 x 40 |
| 6 | 1 | 6885DA8740 | Clavette Wedge |
| 7 | 1 | 7513.49.39 | bouchon excentrique exentric stopper |
| 8 | 1 | 7522.06.00 | Excentrique Excentric |
| 9 | 1 | 7522.07.00 | Manivelle Spindle |
| 10 | 1 | 7522.28.00 | Ecrou de manivelle Spindle guide |
| 11 | 1 | 7522.43.20 | Kit pic de roue |
| 12 | 1 | 7522.63.09 | Rondelle Washer |
| 13 | 1 | 7522.67.01 | Console Console |
| 14 | 1 | 7522.88.01 | Axe Shaft |
| 15 | 1 | 7526.13.06 | Montant de roue |
| 16 | 1 | 7526.15.01 | Moyeu 6 trous, complet |
| 17 | 2 | 961D141535NA | Vis M14x1,5x35 - 10.9 Z Screw M14x1,5x35 - 10.9 Z |
| 18 | 1 | 961D161520PA | Vis M16X1,5x20 - 8.8 Z Screw M16X1,5x20 - 8.8 Z |
| 19 | 5 | 988D55680.5 | Rondelle 55x 68x0,5 DIN988 Washer 55x 68x0,5 DIN988 |
| 20 | 3 | 988D56701 | Rondelle 56x 70x1 DIN988 Washer 56x 70x1 DIN988 |
| 21 | 1 | 988DS5568 | Rondelle S 55x 68 DIN988 Supporting washer S 55x 68 DIN988 |
| 22 | 3 | VM 214 | Graisseur droit autotaraudant - M8, pas100 Grease nipple self-tapping- M8, thread100 |

7522.89.49 (1/1)

Kit pic de roue
Scraper kit for wheel



| Index | Quantite | Reference | Designation |
|-------|----------|---------------|--|
| 1 | 2 | 6916D21A | Rondelle 21 Z Washer 21 Z |
| 2 | 1 | 7522.43.09 | pic de roue Wheel pic |
| 3 | 2 | 7522.43.18 | Douille Washer |
| 4 | 1 | 7522.43.19 | Support pic de roue Support scraper |
| 5 | 1 | 7522.43.21 | Platine fixation pic de roue |
| 6 | 2 | 7991D1240PA | Vis FHc M12x 40 - 8,8, ZNBL Screw FHc M12x 40 - 8,8, ZNBL |
| 7 | 2 | 960D2015110NA | Vis hex. M2Ox1.5x11O ZNBL 10.9 Hex. Screw M2Ox1.5x11O ZNBL 10.9 |
| 8 | 2 | 980DV12NA | Ecrou M12 ZNBL 10.9 Nut M12 Zinc 10.9 |
| 9 | 2 | 980DV2015NA | Ecrou M2Ox1.5 ZNBL 10.9 Nut M2Ox1.5 Zinc 10.9 |

Hydraulique (Roue) avec cadre pivotant hydraulique 5 socs (4+1)
 Hydraulic (Wheel) with hydraulic swing frame 5 furrow (4+1)



| <i>Repere</i> | <i>Quantite</i> | <i>Reference</i> | <i>Designation</i> |
|---------------|-----------------|------------------|--|
| 1 | 2 | 4723.02.03 | Raccord L-12 G 3/8-19/M18x1,5 |
| | | | Male stud coupling L-12 G 3/8-19/M18x1,5 |
| 2 | 3 | 4753.56.11 | Pince double tube SP 1-D-112/12 PP-GD-AS |
| | | | Double pipe clamp SP 1-D-112/12 PP-GD-AS |
| 3 | 1 | 4753.56.18 | Pince double tube SP 1-D-108/08 PP-GD-AS |
| | | | Double pipe clamp SP 1-D-108/08 PP-GD-AS |
| 4 | 1 | 7522.72.03 | Tube hydraulique monté 296 lg. |
| | | | Mounted hydraulic tube 296 Lg. |
| 5 | 1 | 7522.72.04 | Tube hydraulique monté 374 lg. |
| | | | Monted hydraulic tube 374 Lg. |
| 6 | 2 | 8172.13.03 | Flexible Hydraulique DN6 (2000lg.) |
| | | | Hydraulic hose DN6 (2000lg.) |
| 7 | 2 | 8132.22.01 | Flexible Hydraulique DN6 (1000lg.) |
| | | | Hydraulic hose DN6 (1000lg.) |
| 8 | 4 | 9001.60.24 | Raccord L 8/8 - M14x1,5 / M14x1,5 |
| | | | Male stud coupling L 8/8 - M14x1,5 / M14x1,5 |
| 9 | 2 | 7406.39.01 | Raccord de réduction M18x1,5 / M14x1,5 |
| | | | Male stud coupling M18x1,5 / M14x1,5 |
| 10 | 2 | 4723.02.05 | Raccord L-12 M18x1,5 |
| | | | Adj.coupling L-12 M18x1,5 |
| 11 | 2 | 9004.17.08 | Raccord coude L-8 M14x1,5 |
| | | | Elwo coupling L-8 M14x1,5 |

7522.73.06 (1/1)

21.03.2017

Kit hydraulique (Roue) pour réglage de la profondeur 4+1 socs
Hydraulic Kit (Wheel) for depth adjustment 4+1 furrow



| <i>Repere</i> | <i>Quantite</i> | <i>Reference</i> | <i>Designation</i> |
|---------------|-----------------|------------------|--|
| 1 | 1 | 4769.33.00 | Protection de tuyaux hydraulique DN16 400mm Hose protection DN16 400mm |
| 2 | 2 | 9108.69.01 | Bouchon hydraulique SKS 06 HL3 AG M14x1,5 Hydraulic plug SKS 06 HL3 AG M14x1,5 |
| 3 | 2 | 8132.05.04 | Cache noir taille 3 Dust cap black size 3 |
| 4 | 2 | 8132.22.04 | Flexible Hydraulique DN6 (1300lg.) AOL/AOL Hydraulic hose DN6 (1300lg.) AOL/AOL |
| 5 | 4 | 8132.22.01 | Flexible Hydraulique DN6 (1000lg.) AOL/AOL Hydraulic hose DN6 (1000lg.) AOL/AOL |
| 6 | 2 | 8172.13.03 | Flexible Hydraulique DN6 (2000lg.) AOL/AOL Hydraulic hose DN6 (2000lg.) AOL/AOL |
| 7 | 3 | 931D660PA | Vis 6 pans M6x60 DIN931-8.8 Zinguée Hex.bolt M6x60 DIN931-8.8 verz. |
| 8 | 6 | 9001.60.24 | Raccord L 8/8 - M14x1,5 / M14x1,5 Male stud coupling L 8/8 - M14x1,5 / M14x1,5 |
| 9 | 3 | 4753.56.07 | Collier de serrage BG1-D12 Pipe clamp BG1-D12 |

7526.01.11 (1/1)

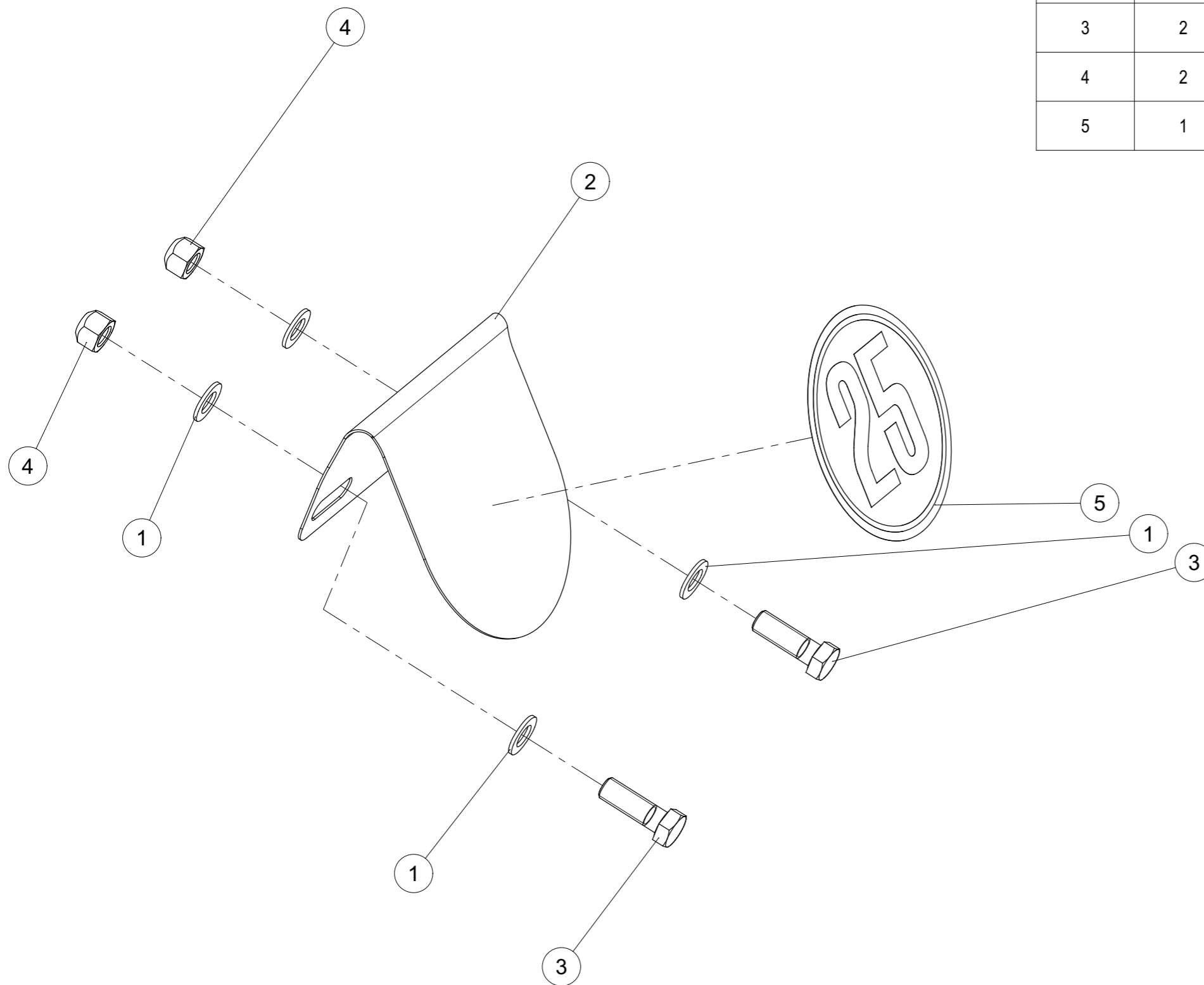
21.03.2017



Signe de la vitesse cpl.

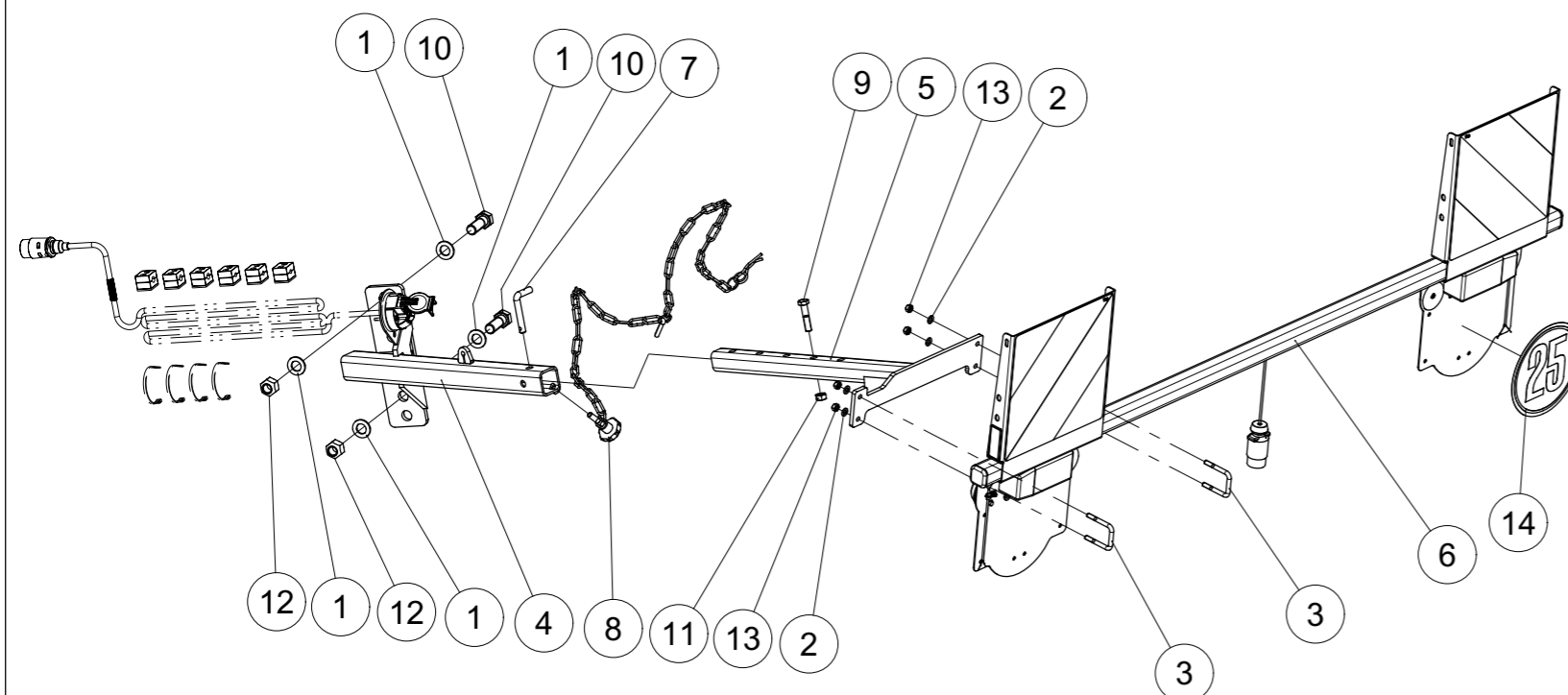
Speed shield cpl.

| Index | Quantite | Reference | Designation |
|-------|----------|------------|---|
| 1 | 4 | 125DA21A | Rondelle A 21 ISO7089 ZNBL Washer A 21 ISO7089 Zinc. |
| 2 | 1 | 6103.19.99 | Support Holder for shield |
| 3 | 2 | 931D2060PA | Vis H M20 x 60 ZNBL 8.8 Hex. Screw M20 x 60 Zinc 8.8 |
| 4 | 2 | 980DV20PA | Ecrou M20 ZNBL 8.8 Nut M20 Zinc 8.8 |
| 5 | 1 | 9998.25.00 | Autocollant 25 kmh-noir Sticker 25 kmh- black |





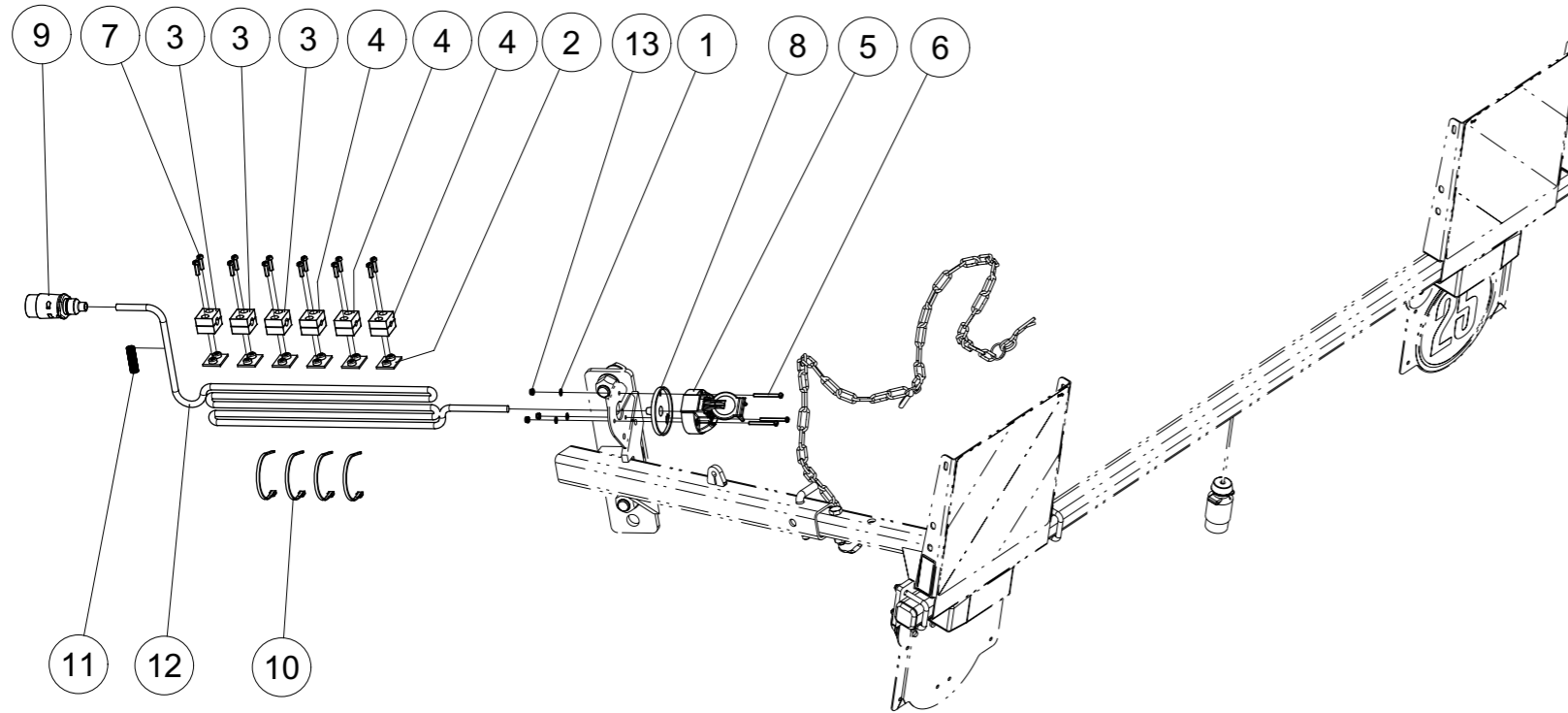
Eclairage sharrue 1,6m cpl. monté
Lighting Plough 1,6m cpl. assembled



| Index | Quantite | Reference | Designation |
|-------|----------|------------|---|
| 1 | 4 | 125DA21A | Rondelle A 21 ISO7089 ZNBL Washer A 21 ISO7089 Zinc. |
| 2 | 4 | 125DA8.4A | Rondelle A 8,4 ISO7089 Zinguée Washer A 8,4 ISO7089 Zinc. |
| 3 | 2 | 6103.11.28 | Bride MC-8x50x65 Cross section MC-8x50x65 |
| 4 | 1 | 6103.19.10 | Support d'éclairage Lighting holder |
| 5 | 1 | 6103.19.20 | Extension Outrigger |
| 6 | 1 | 6103.19.40 | Unité d'éclairage charrue Lighting unit plough cpl. |
| 7 | 1 | 6241.29.02 | Axe TB-12x50 Pin TB-12x50 |
| 8 | 1 | 6344.40.20 | Chaine de sécurité á double montée Mounted double safety chain |
| 9 | 1 | 931D1255PA | Vis H M12 x 55 ZNBL 8.8 Hex. Screw M12 x 55 Zinc 8.8 |
| 10 | 2 | 931D2060PA | Vis H M20 x 60 ZNBL 8.8 Hex. Screw M20 x 60 Zinc 8.8 |
| 11 | 1 | 934D12PA | Ecrou std H M12 - pas 175 Zingue Nut std H M12 - thread 175 Zingue |
| 12 | 2 | 980DV20PA | Ecrou M20 ZNBL 8.8 Nut M20 Zinc 8.8 |
| 13 | 4 | 980DV8PA | Ecrou M8 ZNBL 8.8 Nut M8 Zinc 8.8 |
| 14 | 1 | 9998.25.00 | Autocollant 25 kmh-noir Sticker 25 kmh- black |



Eclairage sharrue 1,6m cpl. monté
Lighting Plough 1,6m cpl. assembled

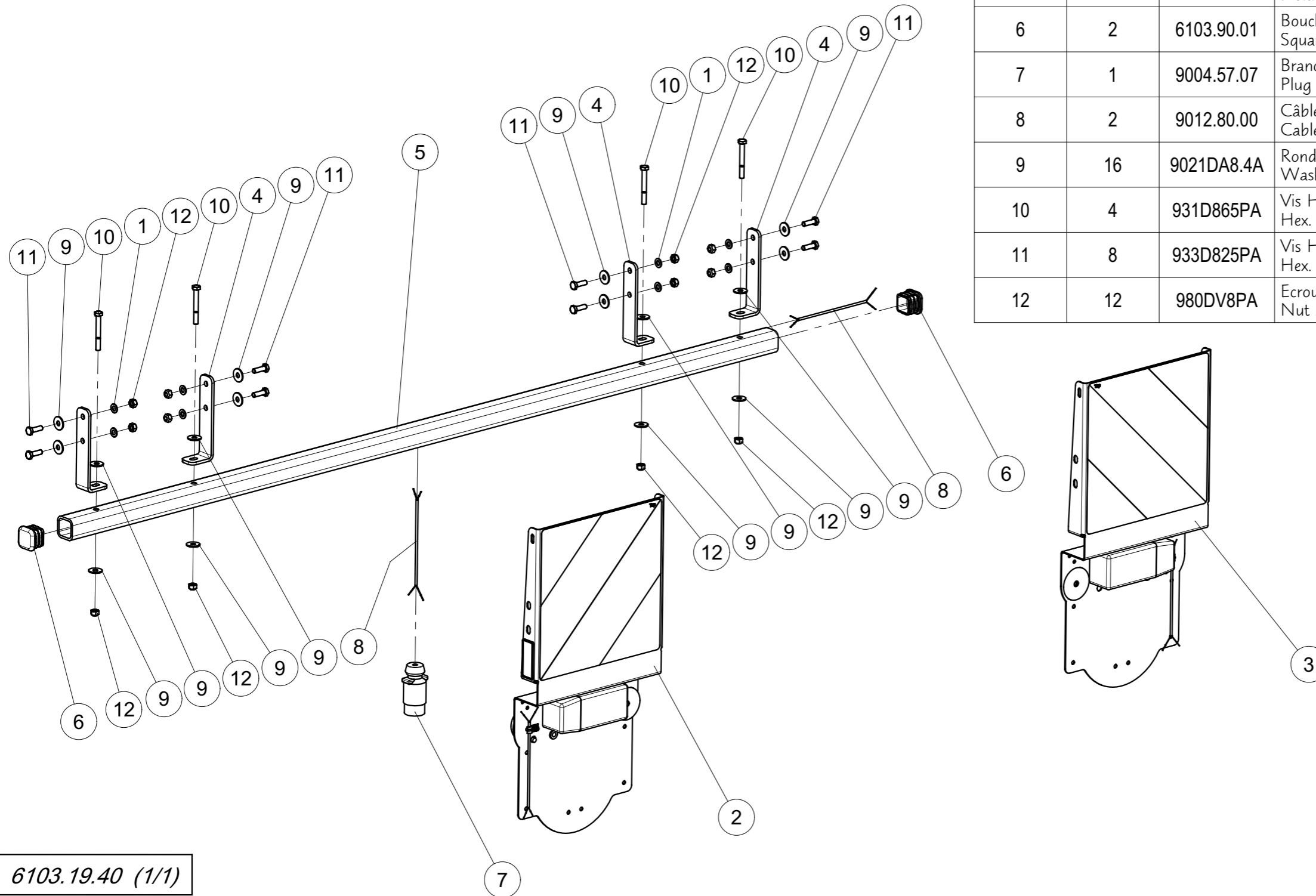


| Index | Quantite | Reference | Designation |
|-------|----------|------------|--|
| 1 | 3 | 125DA5.3A | Rondelle A 5,3 ISO7089 Zinguée Washer A 5,3 ISO7089 Zinc. |
| 2 | 6 | 4753.56.01 | Plaque à souder Weld plate |
| 3 | 3 | 4753.56.02 | Tuyau hydraulique de serrage D11,5 Hydraulic pipe clamp D11,5 |
| 4 | 3 | 4753.56.15 | Tuyau hydraulique de serrage D8 Hydraulic pipe clamp D8 |
| 5 | 1 | 8416.65.01 | Socket 7 pôle plastique noir 7 pole socket Black plastic |
| 6 | 3 | 84D545WA | Vis M5x45 ISO1207-4.8 Z Screw M5x45 ISO1207-4.8 Z |
| 7 | 12 | 84D620WA | Vis M6X20 ISO1207-4.8 Z Screw M6X20 ISO1207-4.8 Z |
| 8 | 1 | 9004.18.55 | Capuchon de protection pour prise Protective cap for socket |
| 9 | 1 | 9004.57.07 | Branchez 7 pôles Plug 7 pole |
| 10 | 4 | 9006.70.02 | Attaches de câble 4,8x178 noire Cable ties 4,8x178 black |
| 11 | 1 | 9012.12.00 | Tube ondulé NW 8.5 - 2.000 m Corrugated pipe NW 8.5 - 2.000 m |
| 12 | 1 | 9012.91.00 | Câble HYSLY-JZ 7x1,5 - 11,00m Cable HYSLY-JZ 7x1,5 11,00m |
| 13 | 3 | 985D5PA | Ecrou HFR M5 ISO10511-8 Z Nut HFR M5 ISO10511-8 Z |



Unité d'éclairage charrue
Lighting unit plough cpl.

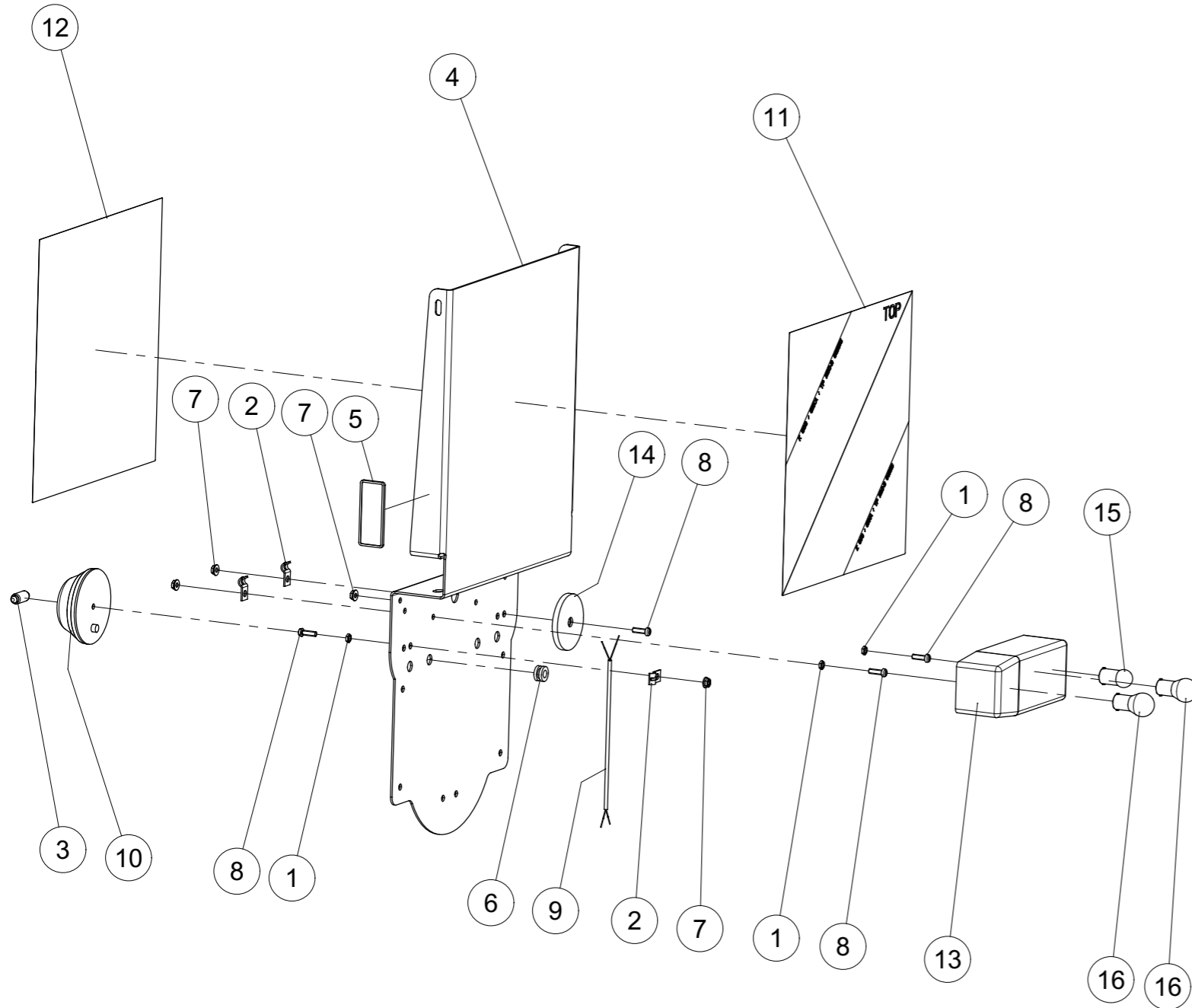
| Index | Quantite | Reference | Designation |
|-------|----------|------------|--|
| 1 | 8 | 125DA8.4A | Rondelle A 8,4 ISO7089 Zinguée Washer A 8,4 ISO7089 Zinc. |
| 2 | 1 | 6103.16.38 | Panneau d'avertissement monté arrière gauche Warning plate mounted rear left |
| 3 | 1 | 6103.16.48 | Panneau d'avertissement monté arrière droite Warning plate mounted rear right |
| 4 | 4 | 6103.16.76 | Support Bracket |
| 5 | 1 | 6103.19.41 | Tube de retenue pour panneau d'avertissement Holding tube for warning plate |
| 6 | 2 | 6103.90.01 | Bouchon plast. pour tube 40x1-4 Square plastic plugs LQ40x40x1-4 |
| 7 | 1 | 9004.57.07 | Branchez 7 pôles Plug 7 pole |
| 8 | 2 | 9012.80.00 | Câble noir 4x0.75 - 2.30 m Cable black 4x0.75 - 2.30 m |
| 9 | 16 | 9021DA8.4A | Rondelle A 8,4 ISO7093-1 Z Washer A 8,4 ISO7093-1 Z |
| 10 | 4 | 931D865PA | Vis H M8 x 65 ZNBL 8.8 Hex. Screw M8 x 65 Zinc 8.8 |
| 11 | 8 | 933D825PA | Vis H M8x25 ISO4017-8.8 ZNBL Hex. Screw M8x25 ISO4017-8.8 Zinc |
| 12 | 12 | 980DV8PA | Ecrou M8 ZNBL 8.8 Nut M8 Zinc 8.8 |



6103.19.40 (1/1)



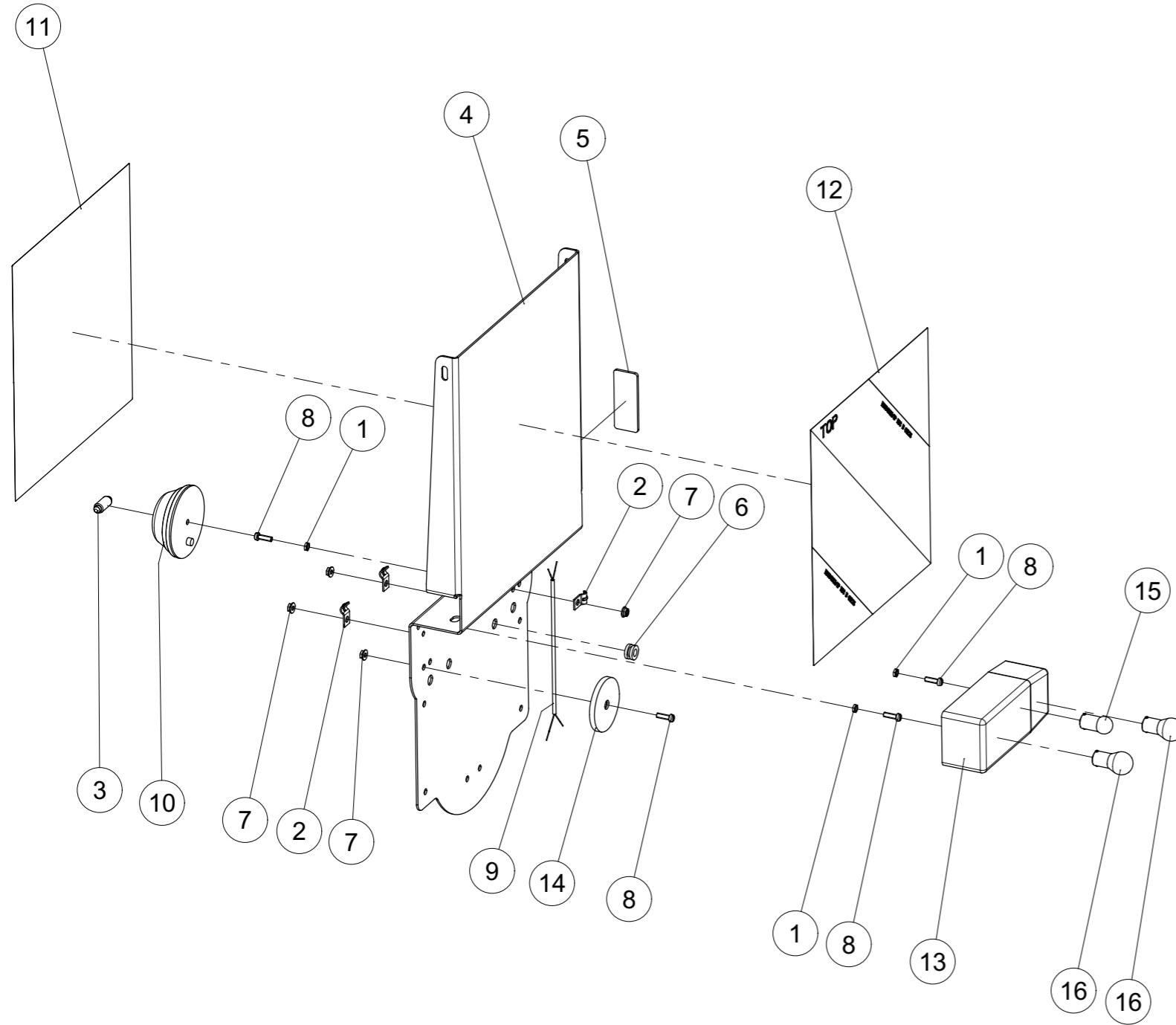
Panneau d'avertissement monté arrière gauche
Warning plate mounted rear left



| Index | Quantite | Reference | Designation |
|-------|----------|------------|--|
| 1 | 3 | 439DAM5SA | Ecrou AM5 ISO4035-4 Zingue Nut AM5 ISO4035-4 zinc |
| 2 | 3 | 6103.05.40 | Collier de fixation D7 ZNBL. Mounting clamp D7 vez. |
| 3 | 1 | 6103.09.34 | Ampoule CW5 12V/5W,plinthe SV8, 5-8 court Light bulb C5W 12V/5W,socket SV8, 5-8 short |
| 4 | 1 | 6103.16.03 | Attention plaque de plaque arrière Warning plate sheet behind |
| 5 | 1 | 6103.16.05 | Réflecteur jaune Reflector yellow |
| 6 | 1 | 6103.16.70 | Grommet HV1302 D 15,9 noir Grommet HV1302 D 15,9 black |
| 7 | 4 | 6923D5RA | Ecrou M5 Din6923 Zingue Nut M5 Din 6923 Zingue |
| 8 | 4 | 84D516WA | Vis M5x16 ISO1207-4.8 Z Screw M5x16 ISO1207-4.8 Z |
| 9 | 1 | 9012.81.00 | Câble noir 2x0,75mm ² Cable black 2x0,75mm ² |
| 10 | 1 | 9018.27.05 | Marker lumière Marking Light |
| 11 | 1 | 9032.37.58 | Marquage gauche Marking left |
| 12 | 1 | 9032.37.59 | Marquage droite Marking right |
| 13 | 1 | 9037.26.12 | Feu arrière gauche Tail light left |
| 14 | 1 | 9108.80.01 | Réflecteur rouge Reflector red |
| 15 | 1 | 9108.80.06 | Ampoule 12V/10W Light bulb 12V/10W |
| 16 | 2 | 9108.80.07 | Ampoule 12V/21W Light bulb 12V/21W |



Panneau d'avertissement monté arrière droite
Warning plate mounted rear right



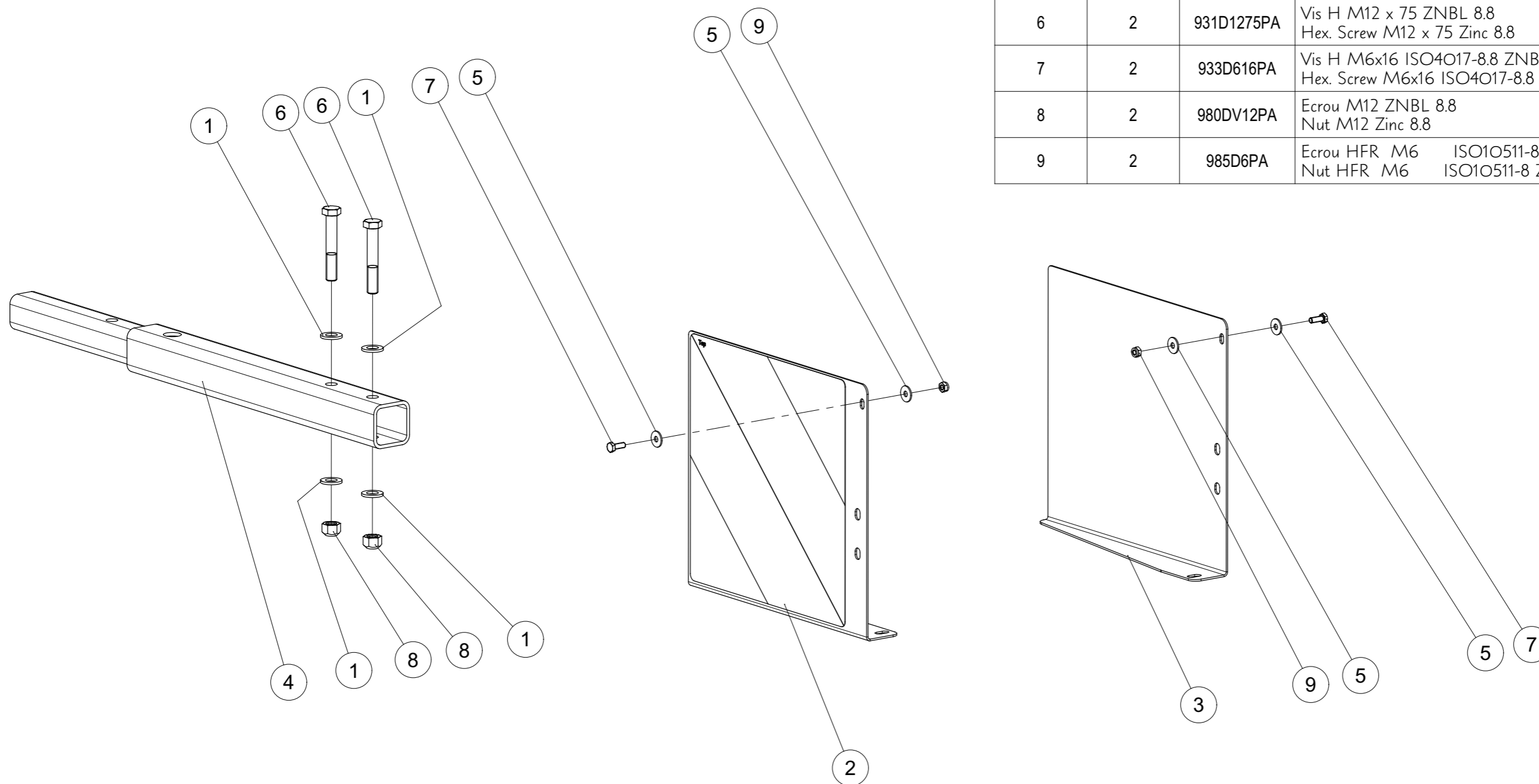
| Index | Quantite | Reference | Designation |
|-------|----------|------------|--|
| 1 | 3 | 439DAM5SA | Ecrou AM5 ISO4035-4 Zingue Nut AM5 ISO4035-4 zinc |
| 2 | 3 | 6103.05.40 | Collier de fixation D7 ZNBL. Mounting clamp D7 vez. |
| 3 | 1 | 6103.09.34 | Ampoule CW5 12V/5W,plinthe SV8, 5-8 court Light bulb C5W 12V/5W,socket SV8, 5-8 short |
| 4 | 1 | 6103.16.03 | Attention plaque de plaque arrière Warning plate sheet behind |
| 5 | 1 | 6103.16.05 | Réflecteur jaune Reflector yellow |
| 6 | 1 | 6103.16.70 | Grommet HV13O2 D 15,9 noir Grommet HV13O2 D 15,9 black |
| 7 | 4 | 6923D5RA | Ecrou M5 Din6923 Zingue Nut M5 Din 6923 Zingue |
| 8 | 4 | 84D516WA | Vis M5x16 ISO1207-4.8 Z Screw M5x16 ISO1207-4.8 Z |
| 9 | 1 | 9012.81.00 | Câble noir 2x0,75mm ² Cable black 2x0,75mm ² |
| 10 | 1 | 9018.27.05 | Marker lumière Marking Light |
| 11 | 1 | 9032.37.58 | Marquage gauche Marking left |
| 12 | 1 | 9032.37.59 | Marquage droite Marking right |
| 13 | 1 | 9037.26.13 | Feu arrière droite Tail light right |
| 14 | 1 | 9108.80.01 | Réflecteur rouge Reflector red |
| 15 | 1 | 9108.80.06 | Ampoule 12V/10W Light bulb 12V/10W |
| 16 | 2 | 9108.80.07 | Ampoule 12V/21W Light bulb 12V/21W |



Kit de montage éclairage France (charrue)
Mounting kit Lighting France (plough)



| Index | Quantite | Reference | Designation |
|-------|----------|------------|--|
| 1 | 4 | 125DA13A | Rondelle A 13 ISO7089 ZNBL Washer A 13 ISO7089 Zinc. |
| 2 | 1 | 6103.16.41 | Attention plaque de plaque arriére gauche FR Warning plate rear left FR |
| 3 | 1 | 6103.16.44 | Attention plaque de plaque arriére droit FR Warning plate rear right FR |
| 4 | 1 | 6103.19.90 | Eclairage l'extension tige Lighting rod extension FR. |
| 5 | 4 | 9021DA6.4A | Rondelle A 6,4 ISO7093-1 Z Washer A 6,4 ISO7093-1 Z |
| 6 | 2 | 931D1275PA | Vis H M12 x 75 ZNBL 8.8 Hex. Screw M12 x 75 Zinc 8.8 |
| 7 | 2 | 933D616PA | Vis H M6x16 ISO4017-8.8 ZNBL Hex. Screw M6x16 ISO4017-8.8 Zinc |
| 8 | 2 | 980DV12PA | Ecrou M12 ZNBL 8.8 Nut M12 Zinc 8.8 |
| 9 | 2 | 985D6PA | Ecrou HFR M6 ISO10511-8 Z Nut HFR M6 ISO10511-8 Z |





RABE

ZI Nord Les Gaudères
37130 Langeais
France - Frankreich

Tel. (+33) 2 47 96 72 61
Fax (+33) 2 47 96 71 85
info@rabe-gb.fr
www.rabe-gb.fr

RABE

Am Rabewerk 1
49152 Bad Essen
Allemagne - Deutschland

Tel. +49 (0) 54 72 771 - 0
Fax +49 (0) 54 72 771 -195
info@rabe-gb.de
www.rabe-gb.de